



R. C. Patel Educational Trust's  
**R. C. Patel Arts, Commerce and Science College**  
Shirpur-425405, Karvand Naka, Dist.- Dhule (Maharashtra)  
E-mail - principal@repsc.ac.in

**Affiliated to: K. B. C. North Maharashtra University, Jalgaon-425001**

## **Self Study Report (SSR): 2024 (4<sup>th</sup> Cycle)**



**Criteria - 2**  
**Teaching- Learning and Evaluation**

**Key Indicator - 2.6**  
**Student Performance and Learning Outcome**



**Metric No. - 2.6.3 (QnM)**  
**Pass percentage of Students during last five years (excluding backlog students)**

**Submitted to**  
**National Assessment and Accreditation Council, Bangalore**



R. C. Patel Educational Trust's

**R. C. Patel Arts, Commerce and Science College**

Karvand Naka, Shirpur 425405, Dist - Dhule, Maharashtra

☎: (02563) 299328

E-mail: principal@rcpasc.ac.in

**President**

Hon. Bhupeshbhai Patel

**Principal**

Dr. D. R. Patil

**Date:** 15/06/2024

## Declaration

This is to declare that, the information, reports, true copies of the supporting documents, numerical data etc. submitted in these files is verified by Internal Quality Assurance Cell (IQAC) and it is correct as per the office record.

This declaration is for the purpose of NAAC accreditation of the HEI for the 4<sup>th</sup> cycle assessment period 2018-19 to 2022-23.

**Place:** Shirpur

**Date:** 15/06/2024

**Dr. Sandip P. Patil**

**IQAC Co-ordinator**

**IQAC Coordinator**

R. C. Patel Educational Trust's

R. C. Patel Arts, Commerce and Science College

Shirpur, Dist.-Dhule (M.S.) 425405



**Dr. D. R. Patil**

**IQAC Chairman & Principal**

**PRINCIPAL**

R. C. Patel Educational Trust's

R. C. Patel Arts, Commerce and Science College

Shirpur, Dist.-Dhule (M.S.) 425405

Date: 14/07/2019

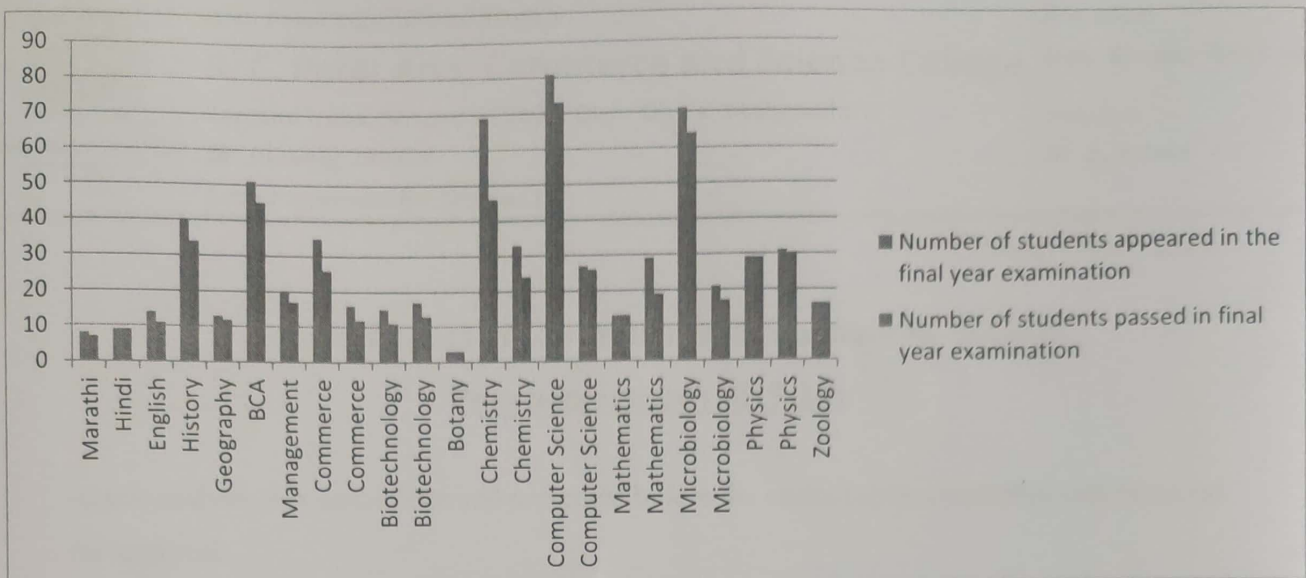
## Annual Report of Controller of Examinations (COE)

### Pass percentage (2018-19)

Result analysis was carried out and presented before the examination committee and principal for approval.

Summary of the results and Pass percentage during the session 2018-19 is as follows:

Program Name	Course/Subject	Number of students appeared in the final year examination	Number of students passed in final year examination	Percentage
TYBA	Marathi	8	7	87.50
TYBA	Hindi	9	9	100
TYBA	English	14	11	78.57
TYBA	History	40	34	85.00
TYBA	Geography	13	12	92.31
TYBCA	BCA	51	45	88.24
BMS(e-com)	Management	20	17	85.00
B.com	Commerce	35	26	74.29
M.com	Commerce	16	12	75.00
TYBSc	Biotechnology	15	11	73.33
MSc-II	Biotechnology	17	13	76.47
TYBSc	Botany	3	3	100
TYBSc	Chemistry	69	46	66.67
MSc-II	Chemistry	33	24	72.73
TYBSc	Computer Science	81	73	90.12
MSc-II	Computer Science	27	26	96.30
TYBSc	Mathematics	13	13	100
MSc-II	Mathematics	29	19	65.52
TYBSc	Microbiology	71	64	90.14
MSc-II	Microbiology	21	17	80.95
TYBSc	Physics	29	29	100
MSc-II	Physics	31	30	96.77
TYBSc	Zoology	16	16	100.00



All the UG and PG examination question papers were given to the librarian after the examination in the form of soft and hard copy, which were uploaded on the college website for the benefit of students.

The grand total of all the examinations conducted in the session 2018-19 is as under:

#### CONSOLIDATED EXAMINATION STATISTICS FOR THE SESSION 2018-19

Sr. No.	Particulars	Number	Percentage
1.	Number of students appeared/registered in the final year examination	661	100
2.	Number of students passed in final year examination	557	84.26
3.	Total number and percentage of failed students	104	15.73

*Saujmal*

Dr. S. G. Bachhav

**Examination Co-Ordinator**  
R.C.Patel Arts, Commerce & Science  
College, Shirpur, Dist. Dhule 425 405



*D. R. Patil*

Dr. D. R. Patil  
PRINCIPAL

R. C. Patel Educational Trust's  
R. C. Patel Arts, Commerce and Science College  
Shirpur, Dist.-Dhule (M.S.) 425405



Date: 04/07/2020

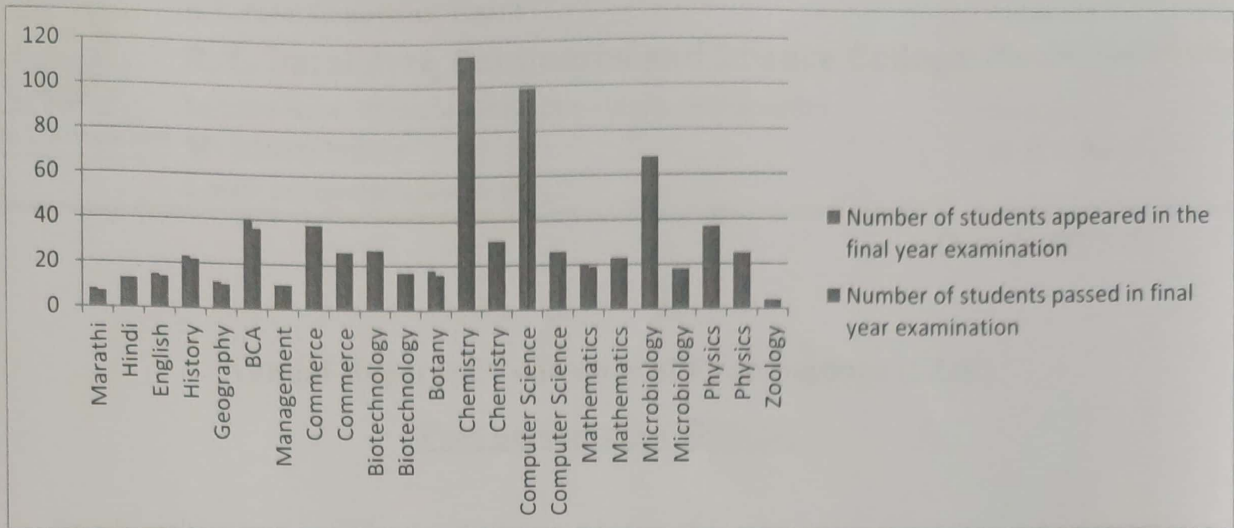
## Annual Report of Controller of Examinations (COE)

### Pass percentage (2019-20)

Result analysis was carried out and presented before the examination committee and principal for approval.

Summary of the results during the session 2019-20 is as follows:

Program Name	Course/Subject	Number of students appeared in the final year examination	Number of students passed in final year examination	Percentage
TYBA	Marathi	8	7	87.50
TYBA	Hindi	13	13	100
TYBA	English	15	14	93.33
TYBA	History	23	22	95.65
TYBA	Geography	12	11	91.67
TYBCA	BCA	40	36	90.00
BMS(e-com)	Management	11	11	100
B.com	Commerce	38	38	100
M.com	Commerce	26	26	100
TYBSc	Biotechnology	27	27	100
MSc-II	Biotechnology	17	17	100
TYBSc	Botany	18	16	88.89
TYBSc	Chemistry	114	114	100
MSc-II	Chemistry	31	31	100
TYBSc	Computer Science	99	99	100
MSc-II	Computer Science	26	26	100
TYBSc	Mathematics	20	19	95.00
MSc-II	Mathematics	23	23	100
TYBSc	Microbiology	68	68	100
MSc-II	Microbiology	18	18	100
TYBSc	Physics	37	37	100
MSc-II	Physics	25	25	100
TYBSc	Zoology	4	4	100



All the UG and PG examination question papers were given to the librarian after the examination in the form of soft and hard copy, which were uploaded on the college website for the benefit of students.

The grand total of all the examinations conducted in the session 2019-20 is as under:

**CONSOLIDATED EXAMINATION STATISTICS FOR THE SESSION 2019-20**

Sr. No.	Particulars	Number	Percentage
1.	Number of students appeared/registered in the final year examination	713	100
2.	Number of students passed in final year examination	702	98.46
3.	Total number and percentage of failed students	11	1.54

*S. G. Bachhav*

**Dr. S. G. Bachhav**  
**Examination Co-Ordinator**  
 R.C.Patel Arts, Commerce & Science  
 College, Shirpur, Dist. Dhule 425 466



*D. R. Patil*

**Dr. D. R. Patil**  
**PRINCIPAL**  
 R. C. Patel Educational Trust's  
 R. C. Patel Arts, Commerce and Science College  
 Shirpur, Dist.-Dhule (M.S.) 425465



R. C. Patel Educational Trust's

**R. C. Patel Arts, Commerce and Science College**

Karvand Naka, Shirpur 425405, Dist - Dhule, Maharashtra

☎ : (02563) 299328

E-mail: principal@rcpasc.ac.in

President

Hon. Bhupeshbhai Patel

Principal

Dr. D. R. Patil

Date: 02/07/2021

## Annual Report of Controller of Examinations (COE)

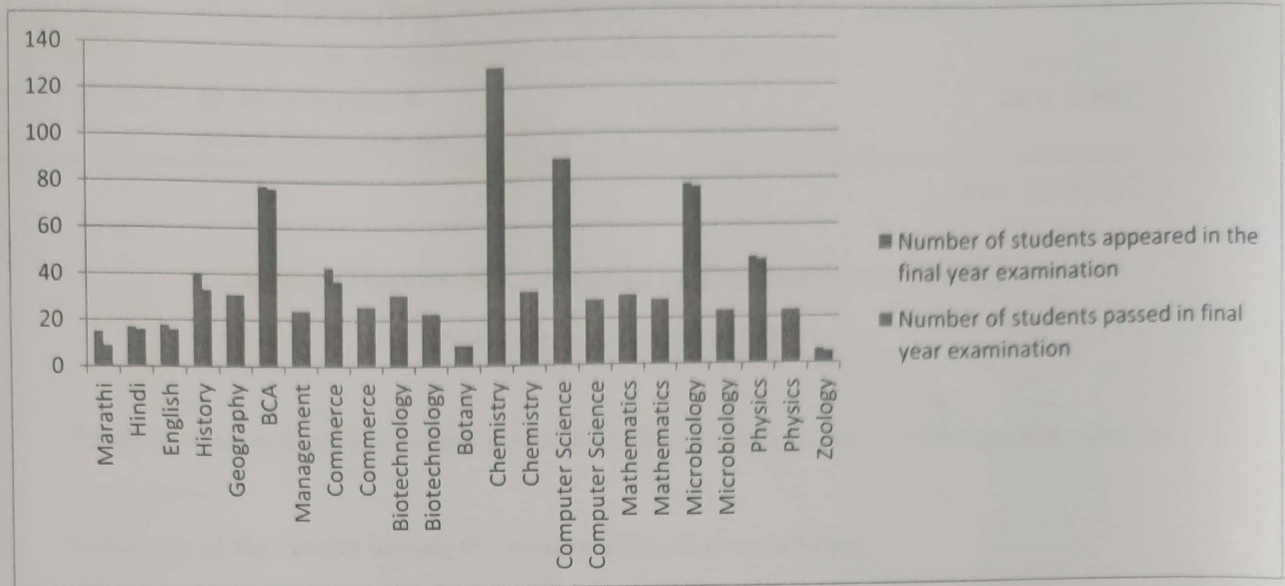
### Pass percentage (2020-21)

Result analysis was carried out and presented before the examination committee and principal for approval.

Summary of the results during the session 2020-21 is as follows:

Program Name	Course/Subject	Number of students appeared in the final year examination	Number of students passed in final year examination	Percentage
TYBA	Marathi	15	9	60.00
TYBA	Hindi	17	16	94.12
TYBA	English	18	16	88.89
TYBA	History	40	33	82.50
TYBA	Geography	31	31	100
TYBCA	BCA	78	77	98.72
BMS(e-com)	Management	24	24	100
B.com	Commerce	43	37	86.05
M.com	Commerce	26	26	100
TYBSc	Biotechnology	31	31	100
MSc-II	Biotechnology	23	23	100
TYBSc	Botany	9	9	100
TYBSc	Chemistry	129	129	100
MSc-II	Chemistry	32	32	100
TYBSc	Computer Science	89	89	100
MSc-II	Computer Science	28	28	100
TYBSc	Mathematics	30	30	100
MSc-II	Mathematics	28	28	100
TYBSc	Microbiology	78	77	98.72
MSc-II	Microbiology	23	23	100
TYBSc	Physics	46	45	97.83
MSc-II	Physics	23	23	100
TYBSc	Zoology	6	5	83.33





All the UG and PG examination question papers were given to the librarian after the examination in the form of soft and hard copy, which were uploaded on the college website for the benefit of students.

The grand total of all the examinations conducted in the session 2020-21 is as under:

**CONSOLIDATED EXAMINATION STATISTICS FOR THE SESSION 2020-21**

Sr. No.	Particulars	Number	Percentage
1.	Number of students appeared/registered in the final year examination	867	100
2.	Number of students passed in final year examination	841	97.00
3.	Total number and percentage of failed students	26	2.99

*Sanjiv*  
**Dr. S. G. Bachhav**  
**Examination Co-Ordinator**  
 R.C.Patel Arts, Commerce & Science  
 College, Shirpur, Dist. Dhule 425 405



*Dr. D. R. Patil*  
**Dr. D. R. Patil**  
**PRINCIPAL**  
 R. C. Patel Educational Trust's  
 R. C. Patel Arts, Commerce and Science College  
 Shirpur, Dist.-Dhule (11.02) 425405



Date: 03/07/2022

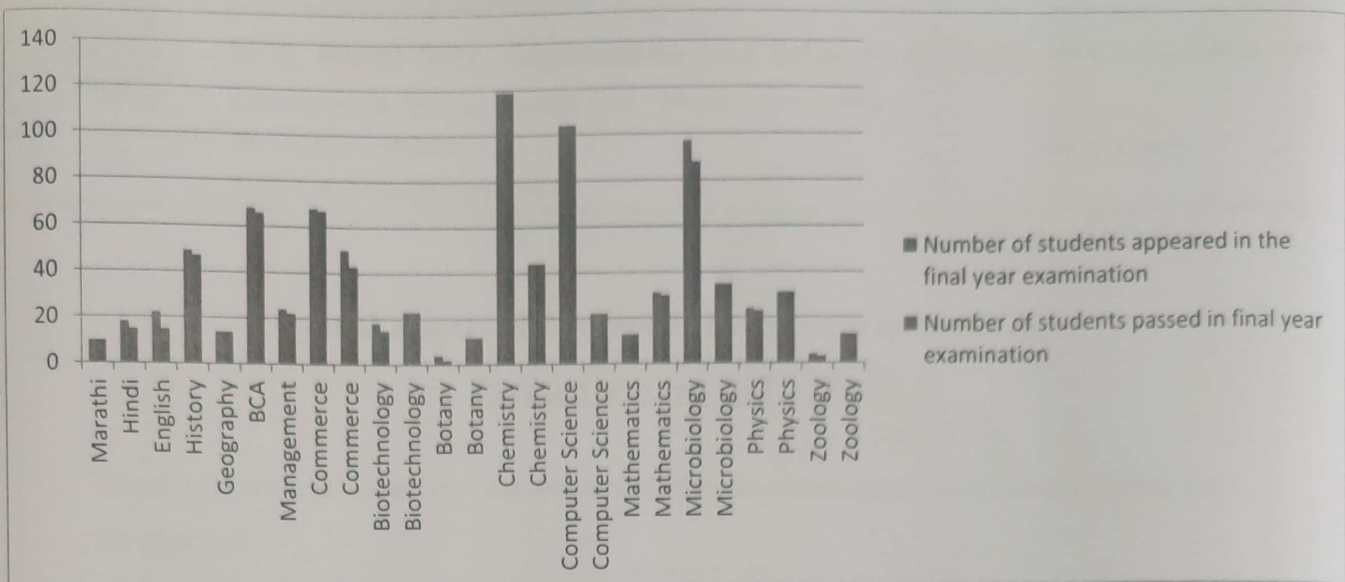
## Annual Report of Controller of Examinations (COE)

### Pass percentage (2021-22)

Result analysis was carried out and presented before the examination committee and principal for approval.

Summary of the results during the session 2021-22 is as follows:

Program Name	Course/Subject	Number of students appeared in the final year examination	Number of students passed in final year examination	Percentage
TYBA	Marathi	10	10	100
TYBA	Hindi	18	15	83.33
TYBA	English	22	15	68.18
TYBA	History	49	47	95.92
TYBA	Geography	14	14	100
TYBCA	BCA	68	66	97.06
BMS(e-com)	Management	24	22	91.67
B.com	Commerce	68	67	98.53
M.com	Commerce	50	43	86.00
TYBSc	Biotechnology	18	15	83.33
MSc-II	Biotechnology	23	23	100
TYBSc	Botany	4	2	50.00
MSc-II	Botany	12	12	100
TYBSc	Chemistry	119	119	100
MSc-II	Chemistry	44	44	100
TYBSc	Computer Science	104	104	100
MSc-II	Computer Science	22	22	100
TYBSc	Mathematics	13	13	100
MSc-II	Mathematics	31	30	96.77
TYBSc	Microbiology	97	88	90.72
MSc-II	Microbiology	35	35	100
TYBSc	Physics	24	23	95.83
MSc-II	Physics	31	31	100
TYBSc	Zoology	4	3	75.00
MSc-II	Zoology	13	13	100

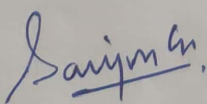


All the UG and PG examination question papers were given to the librarian after the examination in the form of soft and hard copy, which were uploaded on the college website for the benefit of students.

The grand total of all the examinations conducted in the session 2021-22 is as under:

#### CONSOLIDATED EXAMINATION STATISTICS FOR THE SESSION 2021-22

Sr. No.	Particulars	Number	Percentage
1.	Number of students appeared/registered in the final year examination	917	100
2.	Number of students passed in final year examination	876	95.53
3.	Total number and percentage of failed students	41	4.47

  
**Dr. S. G. Bachhav**  
**Examination Co-Ordinator**  
 R.C.Patel Arts, Commerce & Science  
 College, Shirpur, Dist. Dhule 425 405



  
**Dr. D. R. Patil**  
**PRINCIPAL**  
 R. C. Patel Educational Trust's  
 R. C. Patel Arts, Commerce and Science College  
 Shirpur, Dist. Dhule (M.S.) 425405

Date: 08/07/2023

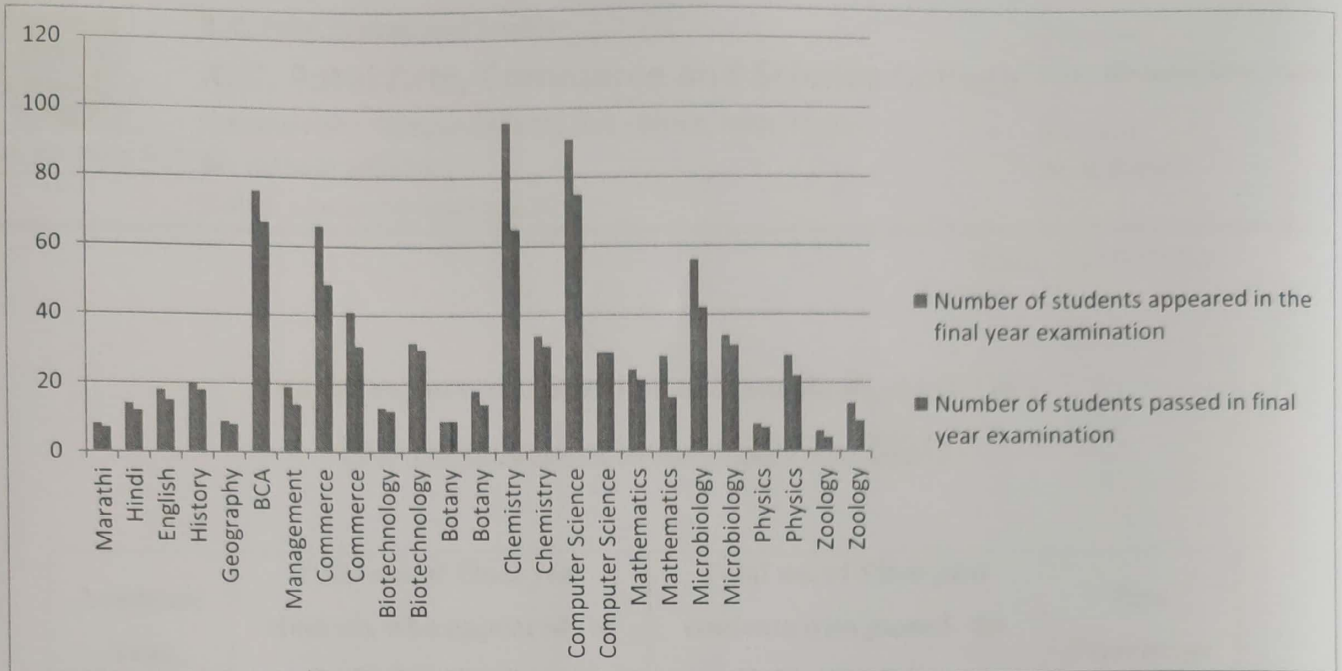
## Annual Report of Controller of Examinations (COE)

### Pass percentage (2022-23)

Result analysis was carried out and presented before the examination committee and principal for approval.

Summary of the results during the session 2022-23 is as follows:

Program Name	Course/Subject	Number of students appeared in the final year examination	Number of students passed in final year examination	Percentage
TYBA	Marathi	8	7	87.50
TYBA	Hindi	14	12	85.71
TYBA	English	18	15	83.33
TYBA	History	20	18	90
TYBA	Geography	9	8	88.89
TYBCA	BCA	76	67	88.16
BMS(e-com)	Management	19	14	73.68
B.com	Commerce	66	49	74.24
M.com	Commerce	41	31	75.61
TYBSc	Biotechnology	13	12	92.31
MSc-II	Biotechnology	32	30	93.75
TYBSc	Botany	9	9	100
MSc-II	Botany	18	14	77.78
TYBSc	Chemistry	96	65	67.71
MSc-II	Chemistry	34	31	91.18
TYBSc	Computer Science	91	75	82.42
MSc-II	Computer Science	29	29	100
TYBSc	Mathematics	24	21	87.50
MSc-II	Mathematics	28	16	57.14
TYBSc	Microbiology	56	42	75
MSc-II	Microbiology	34	31	91.18
TYBSc	Physics	8	7	87.50
MSc-II	Physics	28	22	78.57
TYBSc	Zoology	6	4	66.67
MSc-II	Zoology	14	9	64.29




All the UG and PG examination question papers were given to the librarian after the examination in the form of soft and hard copy, which were uploaded on the college website for the benefit of students.

The grand total of all the examinations conducted in the session 2022-23 is as under:

### CONSOLIDATED EXAMINATION STATISTICS FOR THE SESSION 2022-23

Sr. No.	Particulars	Number	Percentage
1.	Number of students appeared/registered in the final year examination	791	100
2.	Number of students passed in final year examination	638	80.66
3.	Total number and percentage of failed students	153	19.34

*Sanjiv Mh.*  
**Dr. S. G. Bachhav**  
**Examination Co-Ordinator**  
**R.C.Patel Arts, Commerce & Science**  
**College, Shirpur, Dist. Dhule 425 405**



*D. R. Patil*  
**Dr. D. R. Patil**  
**PRINCIPAL**  
**R. C. Patel Educational Trust's**  
**R. C. Patel Arts, Commerce and Science College**  
**Shirpur, Dist.-Dhule (M.S.) 425405**