



R. C. Patel Educational Trust's
R. C. Patel Arts, Commerce and Science College
Shirpur-425405, Karvand Naka, Dist.- Dhule (Maharashtra)
E-mail - principal@rcpasc.ac.in

Affiliated to: K. B. C. North Maharashtra University, Jalgaon-425001

Self Study Report (SSR): 2024 (4th Cycle)



Criteria - 2
Teaching- Learning and Evaluation

Key Indicator - 2.6
Student Performance and Learning Outcome

Metric No. - 2.6.2 (QIM)
Attainment of POs and COs are evaluated.

Submitted to
National Assessment and Accreditation Council, Bangalore



R. C. Patel Educational Trust's

R. C. Patel Arts, Commerce and Science College

Karvand Naka, Shirpur 425405, Dist - Dhule, Maharashtra

☎: (02563) 299328

E-mail: principal@rcpasc.ac.in

President

Hon. Bhupeshbhai Patel

Principal

Dr. D. R. Patil

Date: 15/06/2024

Declaration

This is to declare that, the information, reports, true copies of the supporting documents, numerical data etc. submitted in these files is verified by Internal Quality Assurance Cell (IQAC) and it is correct as per the office record.

This declaration is for the purpose of NAAC accreditation of the HEI for the 4th cycle assessment period 2018-19 to 2022-23.

Place: Shirpur

Date: 15/06/2024

Dr. Sandip P. Patil

IQAC Co-ordinator

IQAC Coordinator

R. C. Patel Educational Trust's

R. C. Patel Arts, Commerce and Science College

Shirpur, Dist.-Dhule (M.S.) 425405



Dr. D. R. Patil

IQAC Chairman & Principal

PRINCIPAL

R. C. Patel Educational Trust's

R. C. Patel Arts, Commerce and Science College

Shirpur, Dist.-Dhule (M.S.) 425405

| Sr. No. | Particulars | Page No |
|---|---|---------|
| Arts & Humanities (UG) | | |
| 1. | Marathi | 2-6 |
| 2. | Hindi | 7-11 |
| 3. | English | 12-16 |
| 4. | History | 17-21 |
| 5. | Geography | 22-26 |
| 6. | Defence Studies | 27-31 |
| 7. | Economics | 32-36 |
| 8. | Political Science | 37-41 |
| 9. | Psychology | 42-46 |
| Commerce & Management (UG) | | |
| 1. | BMS(e-comm.) | 47-51 |
| 2. | BCA | 52-56 |
| 3. | B.Com (UG & PG) | 57-66 |
| Science & Technology (UG & PG) | | |
| 1. | Computer | 67-75 |
| 2. | Mathematics | 76-85 |
| 3. | Physics | 86-95 |
| 4. | Microbiology | 96-105 |
| 5. | Biotechnology | 106-115 |
| 6. | Botany | 116-122 |
| 7. | Chemistry | 123-132 |
| 8. | Zoology | 133-139 |
| 9. | Gold Medal Students at University (2018-23) | 140-152 |
| 10. | Topper List (2018-23) | 153-177 |

Calculation for Program Outcome Attainment for the Academic Year 2018-19 (B.A.- Marathi Department)

Attainment of Course Outcome

| Semester (Theory/ Practical) | Course Code | Course Title | % of Students Passed in External Exam | Level of Attainment | 60% of Attainment Level in end term exam | % of Students Passed in Internal Exam | Level of Attainment | 40% of Attainment Level in end term exam | Attainment of Course Outcome | % CO Attainment |
|------------------------------|-------------|---|---------------------------------------|---------------------|--|---------------------------------------|---------------------|--|------------------------------|-----------------|
| 1 | 2 | 3 | 4 | 5 | 6 | 7 | 8 | 9 | 10=6+9 | 11 |
| SEM V | MAR(G-3) | Vandmaya Prakar- Natak | 84.21 | 3 | 1.8 | 100 | 3 | 1.2 | 3 | 100 |
| | MAR(S-3) | Aadhunik Marathi Vadmayacha Abhyas (1920 to 1960) | 87.5 | 3 | 1.8 | 100 | 3 | 1.2 | 3 | 100 |
| | MAR(S-4) | Bhasha Vidnyan | 87.5 | 3 | 1.8 | 100 | 3 | 1.2 | 3 | 100 |
| SEM VI | MAR(G-3) | Vandmaya Prakar- Natak | 82.3 | 3 | 1.8 | 100 | 3 | 1.2 | 3 | 100 |
| | MAR(S-3) | Aadhunik Marathi Vadmayacha Abhyas (1920 to 1960) | 86.2 | 3 | 1.8 | 100 | 3 | 1.2 | 3 | 100 |
| | MAR(S-4) | Bhasha Vidnyan | 84.3 | 3 | 1.8 | 100 | 3 | 1.2 | 3 | 100 |
| | | | | | 1.80 | | | 1.20 | 3.00 | 100 |

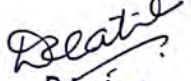
| | |
|---------------|--|
| Level1 | <45% of students scoring more than average marks |
| Level2 | 45-60% of students scoring more than average marks |
| Level3 | >60% of students scoring more than average marks |

| Program Outcome Level | Target Attainment |
|-----------------------|-------------------|
| Level1 | 0.5>1.0 |
| Level2 | 1.0>1.5 |
| Level3 | 1.5>2.0 |
| Level4 | 2.0>2.5 |
| Level5 | 2.5>3.0 |

| Program Outcome Attainment | | | | | |
|-------------------------------------|---------------------------------------|--|--|-----------------------|----------------|
| Average Attainment by Direct Method | Average Attainment by Indirect Method | 60% of Average Attainment by Direct Method | 40% of Average Attainment by Indirect Method | Average PO Attainment | %PO Attainment |
| 3.00 | 3.00 | 1.80 | 1.20 | 3.00 | 100 |


 Dept. of Marathi
 R.C. Patel Arts, Com. & Science College
 Shirpur.




 Principal
 R. C. Patel Arts, Commerce and
 Science College, Shirpur

Calculation for Program Outcome Attainment for the Academic Year 2019 - 20 (B.A.- Marathi Department)

Attainment of Course Outcome

| Semester (Theory/ Practical) | Course Code | Course Title | % of Students Passed in External Exam | Level of Attainment | 60% of Attainment Level in end term exam | % of Students Passed in Internal Exam | Level of Attainment | 40% of Attainment Level in end term exam | Attainment of Course Outcome | % CO Attainment |
|------------------------------|-------------|---|---------------------------------------|---------------------|--|---------------------------------------|---------------------|--|------------------------------|-----------------|
| 1 | 2 | 3 | 4 | 5 | 6 | 7 | 8 | 9 | 10=6+9 | 11 |
| SEM V | MAR(G-3) | Vandmaya Prakar- Natak | 100 | 3 | 1.8 | 100 | 3 | 1.2 | 3 | 100 |
| | MAR(S-3) | Aadhunik Marathi Vadmayacha Abhyas (1920 to 1960) | 87.5 | 3 | 1.8 | 100 | 3 | 1.2 | 3 | 100 |
| | MAR(S-4) | Bhasha Vidnyan | 100 | 3 | 1.8 | 100 | 3 | 1.2 | 3 | 100 |
| SEM VI | MAR(G-3) | Vandmaya Prakar- Natak | 100 | 3 | 1.8 | 100 | 3 | 1.2 | 3 | 100 |
| | MAR(S-3) | Aadhunik Marathi Vadmayacha Abhyas (1920 to 1960) | 87.5 | 3 | 1.8 | 100 | 3 | 1.2 | 3 | 100 |
| | MAR(S-4) | Bhasha Vidnyan | 100 | 3 | 1.8 | 100 | 3 | 1.2 | 3 | 100 |
| | | | | | 1.80 | | | 1.20 | 3.00 | 100 |


| | |
|---------------|--|
| Level1 | <45% of students scoring more than average marks |
| Level2 | 45-60% of students scoring more than average marks |
| Level3 | >60% of students scoring more than average marks |

| Program Outcome Level | Target Attainment |
|-----------------------|-------------------|
| Level1 | 0.5>1.0 |
| Level2 | 1.0>1.5 |
| Level3 | 1.5>2.0 |
| Level4 | 2.0>2.5 |
| Level5 | 2.5>3.0 |

| Program Outcome Attainment | | | | | |
|-------------------------------------|---------------------------------------|--|--|-----------------------|----------------|
| Average Attainment by Direct Method | Average Attainment by Indirect Method | 60% of Average Attainment by Direct Method | 40% of Average Attainment by Indirect Method | Average PO Attainment | %PO Attainment |
| 3.00 | 3.00 | 1.80 | 1.20 | 3.00 | 100 |


Head
 Dept. of Marathi
 R.C. Patel Arts, Com. & Science College
 Shirpur.




Principal
 R. C. Patel Arts, Commerce and
 Science College, Shirpur

Calculation for Program Outcome Attainment for the Academic Year 2020 -21 (B.A.- Marathi Department)
Attainment of Course Outcome

| Semester (Theory /Practical) | Course Code | Course Title | % of Students Passed In External Exam | Level of Attainment | 60% of Attainment Level in end term exam | % of Students Passed In Internal Exam | Level of Attainment | 40% of Attainment Level in end term exam | Attainment of Course Outcome | % CO Attainment |
|------------------------------|-------------|---|---------------------------------------|---------------------|--|---------------------------------------|---------------------|--|------------------------------|-----------------|
| 1 | 2 | 3 | 4 | 5 | 6 | 7 | 8 | 9 | 10=6+9 | 11 |
| SEM V | MAR(DSC) | Ekankika Lekhancha Abhyas | 90.2 | 3 | 1.8 | 100 | 3 | 1.2 | 3 | 100 |
| | MAR(DSE) | Madhyayugin Marathi Vadmayacha Abhyas | 85.5 | 3 | 1.8 | 100 | 3 | 1.2 | 3 | 100 |
| | MAR(DSE) | Marathcha Bhashik Abhyas | 80 | 3 | 1.8 | 100 | 3 | 1.2 | 3 | 100 |
| | MAR(GE) | Marathi Lok-rangbhumi | 86.5 | 3 | 1.8 | 100 | 3 | 1.2 | 3 | 100 |
| | MAR(MIL) | Dhruk-Shrav Madhyamsathi Lekhan v Sanwad | 87 | 3 | 1.8 | 100 | 3 | 1.2 | 3 | 100 |
| | MAR (SEC) | Lekhan Kaushalya Nibhanlekhan | 88 | 3 | 1.8 | 100 | 3 | 1.2 | 3 | 100 |
| SEM VI | MAR(DSC) | Lalit Gaddya Lekhancha Abhyas | 92.5 | 3 | 1.8 | 100 | 3 | 1.2 | 3 | 100 |
| | MAR(DSE) | Madhyayugin Marathi Vadmayacha Abhyas | 84.62 | 3 | 1.8 | 100 | 3 | 1.2 | 3 | 100 |
| | MAR(DSE) | Marathcha Bhashik Abhyas | 92.85 | 3 | 1.8 | 100 | 3 | 1.2 | 3 | 100 |
| | MAR(GE) | Marathi Lok-rangbhumi | 94.12 | 3 | 1.8 | 100 | 3 | 1.2 | 3 | 100 |
| | MAR(MIL) | Aadhunik Samaj Madhyamsathi Lekhan v Sanwad | 93.85 | 3 | 1.8 | 100 | 3 | 1.2 | 3 | 100 |
| | MAR (SEC) | Lekhan Kaushalya Granth lekhan Parikshan | 81.82 | 3 | 1.8 | 100 | 3 | 1.2 | 3 | 100 |
| | | | | | | 1.80 | | | 1.20 | 3.00 |

| | |
|---------------|--|
| Level1 | <45% of students scoring more than average marks |
| Level2 | 45-60% of students scoring more than average marks |
| Level3 | >60% of students scoring more than average marks |

| Program Outcome Level | Target Attainment |
|-----------------------|-------------------|
| Level1 | 0.5>1.0 |
| Level2 | 1.0>1.5 |
| Level3 | 1.5>2.0 |
| Level4 | 2.0>2.5 |
| Level5 | 2.5>3.0 |

| Program Outcome Attainment | | | | | |
|-------------------------------------|---------------------------------------|--|--|-----------------------|----------------|
| Average Attainment by Direct Method | Average Attainment by Indirect Method | 60% of Average Attainment by Direct Method | 40% of Average Attainment by Indirect Method | Average PO Attainment | %PO Attainment |
| 3.00 | 3.00 | 1.80 | 1.20 | 3.00 | 100 |


Head
 Dept. of Marathi
 R.C. Patel Arts, Com. & Science College
 Shirpur.




Principal
 R. C. Patel Arts, Commerce and
 Science College, Shirpur

Calculation for Program Outcome Attainment for the Academic Year 2021-22 (B.A.- Marathi Department)
Attainment of Course Outcome

| Semester (Theory /Practical) | Course Code | Course Title | % of Students Passed In External Exam | Level of Attainment | 60% of Attainment Level in end term exam | % of Students Passed In Internal Exam | Level of Attainment | 40% of Attainment Level in end term exam | Attainment of Course Outcome | % CO Attainment |
|------------------------------------|-------------|---|---|------------------------|--|---|------------------------|---|------------------------------------|--------------------|
| 1 | 2 | 3 | 4 | 5 | 6 | 7 | 8 | 9 | 10=6+9 | 11 |
| SEM V | MAR(DSC) | Ekanika Lekhancha Abhyas | 100 | 3 | 1.8 | 100 | 3 | 1.2 | 3 | 100 |
| | MAR(DSE) | Madhyayugin Marathi Vadmayacha Abhyas | 100 | 3 | 1.8 | 100 | 3 | 1.2 | 3 | 100 |
| | MAR(DSE) | Marathcha Bhashik Abhyas | 100 | 3 | 1.8 | 100 | 3 | 1.2 | 3 | 100 |
| | MAR(GE) | Marathi Lok-rangbhumi | 95.65 | 3 | 1.8 | 100 | 3 | 1.2 | 3 | 100 |
| | MAR(MIL) | Dhruk-Shrav Madhyamsathi Lekhan v Sanwad | 96.13 | 3 | 1.8 | 100 | 3 | 1.2 | 3 | 100 |
| | MAR (SEC) | Lekhan Kaushalya Nibhanlekhan | 100 | 3 | 1.8 | 100 | 3 | 1.2 | 3 | 100 |
| SEM VI | MAR(DSC) | Lalit Gaddya Lekhancha Abhyas | 98 | 3 | 1.8 | 100 | 3 | 1.2 | 3 | 100 |
| | MAR(DSE) | Madhyayugin Marathi Vadmayacha Abhyas | 87.5 | 3 | 1.8 | 100 | 3 | 1.2 | 3 | 100 |
| | MAR(DSE) | Marathcha Bhashik Abhyas | 98 | 3 | 1.8 | 100 | 3 | 1.2 | 3 | 100 |
| | MAR(GE) | Marathi Lok-rangbhumi | 94.5 | 3 | 1.8 | 100 | 3 | 1.2 | 3 | 100 |
| | MAR(MIL) | Aadhunik Samaj Madhyamsathi Lekhan v Sanwad | 89.75 | 3 | 1.8 | 100 | 3 | 1.2 | 3 | 100 |
| | MAR (SEC) | Lekhan Kaushalya Granth lekhan Parikshan | 100 | 3 | 1.8 | 100 | 3 | 1.2 | 3 | 100 |
| | | | | | 1.80 | | | 1.20 | 3.00 | 100 |

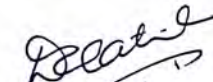
| | |
|---------------|--|
| Level1 | <45% of students scoring more than average marks |
| Level2 | 45-60% of students scoring more than average marks |
| Level3 | >60% of students scoring more than average marks |

| Program Outcome Attainment | | | | | |
|---|---|--|--|--------------------------|----------------|
| Average Attainment by Direct Method | Average Attainment by Indirect Method | 60% of Average Attainment by Direct Method | 40% of Average Attainment by Indirect Method | Average PO Attainment | %PO Attainment |
| 3.00 | 3.00 | 1.80 | 1.20 | 3.00 | 100 |

| Program Outcome Level | Target Attainment |
|-----------------------|-------------------|
| Level1 | 0.5>1.0 |
| Level2 | 1.0>1.5 |
| Level3 | 1.5>2.0 |
| Level4 | 2.0>2.5 |
| Level5 | 2.5>3.0 |


Head
 Dept. of Marathi
 R.C. Patel Arts, Com. & Science College
 Shirpur.




Principal
 R. C. Patel Arts, Commerce and
 Science College, Shirpur


Calculation for Program Outcome Attainment for the Academic Year 2022-23 (B.A.- Marathi Department)
Attainment of Course Outcome

| Semester (Theory /Practical) | Course Code | Course Title | % of Students Passed In External Exam | Level of Attainment | 60% of Attainment Level in end term exam | % of Students Passed in Internal Exam | Level of Attainment | 40% of Attainment Level in end term exam | Attainment of Course Outcome | % CO Attainment |
|------------------------------|-------------|---|---------------------------------------|---------------------|--|---------------------------------------|---------------------|--|------------------------------|-----------------|
| 1 | 2 | 3 | 4 | 5 | 6 | 7 | 8 | 9 | 10=6+9 | 11 |
| SEM V | MAR(DSC) | Ekankika Lekhancha Abhyas | 92.7 | 3 | 1.8 | 100 | 3 | 1.2 | 3 | 100 |
| | MAR(DSE) | Madhyayugin Marathi Vadmayacha Abhyas | 87.5 | 3 | 1.8 | 100 | 3 | 1.2 | 3 | 100 |
| | MAR(DSE) | Marathcha Bhashik Abhyas | 75 | 3 | 1.8 | 100 | 3 | 1.2 | 3 | 100 |
| | MAR(GE) | Marathi Lok-rangbhumi | 86.02 | 3 | 1.8 | 100 | 3 | 1.2 | 3 | 100 |
| | MAR(MIL) | Dhruk-Shrav Madhyamsathi Lekhan v Sanwad | 84.2 | 3 | 1.8 | 100 | 3 | 1.2 | 3 | 100 |
| | MAR (SEC) | Lekhan Kaushalya Nibhanlekhan | 88 | 3 | 1.8 | 100 | 3 | 1.2 | 3 | 100 |
| SEM VI | MAR(DSC) | Lalit Gaddya Lekhancha Abhyas | 85.71 | 3 | 1.8 | 100 | 3 | 1.2 | 3 | 100 |
| | MAR(DSE) | Madhyayugin Marathi Vadmayacha Abhyas | 87.5 | 3 | 1.8 | 100 | 3 | 1.2 | 3 | 100 |
| | MAR(DSE) | Marathcha Bhashik Abhyas | 87.5 | 3 | 1.8 | 100 | 3 | 1.2 | 3 | 100 |
| | MAR(GE) | Marathi Lok-rangbhumi | 90.47 | 3 | 1.8 | 100 | 3 | 1.2 | 3 | 100 |
| | MAR(MIL) | Aadhunik Samaj Madhyamsathi Lekhan v Sanwad | 89.65 | 3 | 1.8 | 100 | 3 | 1.2 | 3 | 100 |
| | MAR (SEC) | Lekhan Kaushalya Granth lekhan Parikshan | 87.5 | 3 | 1.8 | 100 | 3 | 1.2 | 3 | 100 |
| | | | | | 1.80 | | | 1.20 | 3.00 | 100 |


| | |
|---------------|--|
| Level1 | <45% of students scoring more than average marks |
| Level2 | 45-60% of students scoring more than average marks |
| Level3 | >60% of students scoring more than average marks |

| Program Outcome Level | Target Attainment |
|-----------------------|-------------------|
| Level1 | 0.5>1.0 |
| Level2 | 1.0>1.5 |
| Level3 | 1.5>2.0 |
| Level4 | 2.0>2.5 |
| Level5 | 2.5>3.0 |

| Program Outcome Attainment | | | | | |
|-------------------------------------|---------------------------------------|--|--|-----------------------|----------------|
| Average Attainment by Direct Method | Average Attainment by Indirect Method | 60% of Average Attainment by Direct Method | 40% of Average Attainment by Indirect Method | Average PO Attainment | %PO Attainment |
| 3.00 | 3.00 | 1.80 | 1.20 | 3.00 | 100 |


 Dept. of Marathi
 R.C. Patel Arts, Com. & Science College
 Shirpur.




 Principal
 R. C. Patel Arts, Commerce and
 Science College, Shirpur-

Calculation for Program Outcome Attainment for the Academic Year 2018-19 (B.A Hindi)

Attainment of Course Outcome

| Semester (Theory/Practical) | Course Code | Course Title | % of Students Passed in External Exam | Level of Attainment | 60% of Attainment Level in end term exam | % of Students Passed in Internal Exam | Level of Attainment | 40% of Attainment Level in end term exam | Attainment of Course Outcome | %CO Attainment |
|--------------------------------|----------------|-------------------------|---|------------------------|--|---|------------------------|--|------------------------------------|-------------------|
| 1 | 2 | 3 | 4 | 5 | 6 | 7 | 8 | 9 | 10=6+9 | 11 |
| SEM V | Hindi G3 | Samanya Hindi | 96.50 | 3 | 1.8 | 100 | 3 | 1.2 | 3 | 100 |
| | Hindi S3 | Hindi Sahitya ka Itihas | 98.25 | 3 | 1.8 | 100 | 3 | 1.2 | 3 | 100 |
| | Hindi S4 | Bhasha Vidnyan | 100 | 3 | 1.8 | 100 | 3 | 1.2 | 3 | 100 |
| SEM VI | Hindi G3 | Samanya Hindi | 100 | 3 | 1.8 | 100 | 3 | 1.2 | 3 | 100 |
| | Hindi S3 | Hindi Sahitya ka Itihas | 100 | 3 | 1.8 | 100 | 3 | 1.2 | 3 | 100 |
| | Hindi S4 | Bhasha Vidnyan | 100 | 3 | 1.8 | 100 | 3 | 1.2 | 3 | 100 |
| | | | | | 1.80 | | | 1.20 | 3.00 | 100 |

| | |
|---------------|--|
| Level1 | <45% of students scoring more than average marks |
| Level2 | 45-60% of students scoring more than average marks |
| Level3 | >60% of students scoring more than average marks |

| Program Outcome Level | Target Attainment |
|-----------------------|-------------------|
| Level1 | 0.5>1.0 |
| Level2 | 1.0>1.5 |
| Level3 | 1.5>2.0 |
| Level4 | 2.0>2.5 |
| Level5 | 2.5>3.0 |

| Program Outcome Attainment | | | | | |
|--|--|--|--|--------------------------|--------------------|
| Average Attainment by Direct Method | Average Attainment by Indirect Method | 60% of Average Attainment by Direct Method | 40% of Average Attainment by Indirect Method | Average PO Attainment | % PO Attainment |
| 3.00 | 3.00 | 1.80 | 1.20 | 3.00 | 100 |

Spatil



Deat
Principal
R. C. Patel Arts, Commerce and
Science College, Shirpur

Calculation for Program Outcome Attainment for the Academic Year 2019-20 (B.A Hindi)

Attainment of Course Outcome

| Semester (Theory/Practical) | Course Code | Course Title | % of Students Passed in External Exam | Level of Attainment | 60% of Attainment Level in end term exam | % of Students Passed in Internal Exam | Level of Attainment | 40% of Attainment Level in end term exam | Attainment of Course Outcome | % CO Attainment |
|-----------------------------|-------------|-------------------------|---------------------------------------|---------------------|--|---------------------------------------|---------------------|--|------------------------------|-----------------|
| 1 | 2 | 3 | 4 | 5 | 6 | 7 | 8 | 9 | 10=6+9 | 11 |
| SEM V | Hindi G3 | Samanya Hindi | 95.15 | 3 | 1.8 | 100 | 3 | 1.2 | 3 | 100 |
| | Hindi S3 | Hindi Sahitya ka Itihas | 91.50 | 3 | 1.8 | 100 | 3 | 1.2 | 3 | 100 |
| | Hindi S4 | Bhasha Vidnyan | 100 | 3 | 1.8 | 100 | 3 | 1.2 | 3 | 100 |
| SEM VI | Hindi G3 | Samanya Hindi | 100 | 3 | 1.8 | 100 | 3 | 1.2 | 3 | 100 |
| | Hindi S3 | Hindi Sahitya ka Itihas | 100 | 3 | 1.8 | 100 | 3 | 1.2 | 3 | 100 |
| | Hindi S4 | Bhasha Vidnyan | 100 | 3 | 1.8 | 100 | 3 | 1.2 | 3 | 100 |
| | | | | | 1.80 | | | 1.20 | 3.00 | 100 |

| | |
|---------------|--|
| Level1 | <45% of students scoring more than average marks |
| Level2 | 45-60% of students scoring more than average marks |
| Level3 | >60% of students scoring more than average marks |

| Program Outcome Level | Target Attainment |
|-----------------------|-------------------|
| Level1 | 0.5>1.0 |
| Level2 | 1.0>1.5 |
| Level3 | 1.5>2.0 |
| Level4 | 2.0>2.5 |
| Level5 | 2.5>3.0 |

| Program Outcome Attainment | | | | | |
|-------------------------------------|---------------------------------------|--|--|-----------------------|-----------------|
| Average Attainment by Direct Method | Average Attainment by Indirect Method | 60% of Average Attainment by Direct Method | 40% of Average Attainment by Indirect Method | Average PO Attainment | % PO Attainment |
| 3.00 | 3.00 | 1.80 | 1.20 | 3.00 | 100 |

R. C. Patel
Head of Department



R. C. Patel
PRINCIPAL
R. C. Patel Educational Trust's
R. C. Patel Arts, Commerce and Science College
Shirpur, Dist.-Dahod (M.S.) 388403

Calculation for Program Outcome Attainment for the Academic Year 2020-21 (B.A Hindi)

Attainment of Course Outcome

| Semester (Theory/ Practical) | Course Code | Course Title | % of Students Passed in External Exam | Level of Attainment | 60% of Attainment Level in end term exam | % of Students Passed in Internal Exam | Level of Attainment | 40% of Attainment Level in end term exam | Attainment of Course Outcome | %CO Attainment |
|------------------------------|-------------|---|---------------------------------------|---------------------|--|---------------------------------------|---------------------|--|------------------------------|----------------|
| 1 | 2 | 3 | 4 | 5 | 6 | 7 | 8 | 9 | 10=6+9 | 11 |
| SEM V | Hindi-351-A | Vishesh Vidha – Yatra Sahitya | 94.15 | 3 | 1.8 | 100 | 3 | 1.2 | 3 | 100 |
| | Hindi-352 | Hindi Sahitya ka Itihas(Aadikal, Bhaktikal Aur Ritikal) | 95.50 | 3 | 1.8 | 100 | 3 | 1.2 | 3 | 100 |
| | Hindi-353 | Hindi Bhasha ka Vikas | 89.22 | 3 | 1.8 | 100 | 3 | 1.2 | 3 | 100 |
| | Hindi-354 | Hindi Vyakaran tatha Abhivyakti Kaushalya | 100 | 3 | 1.8 | 100 | 3 | 1.2 | 3 | 100 |
| | Hindi-355 | Sampadan Lekhan aur Sahitya (Mudrit Madhyam) | 98.50 | 3 | 1.8 | 100 | 3 | 1.2 | 3 | 100 |
| | Hindi-356 | Hindi ki Rashtriya Kavyadhara | 100 | 3 | 1.8 | 100 | 3 | 1.2 | 3 | 100 |
| SEM VI | Hindi-361-A | Vishesh Vidha – Bharatiya Sant Kavya | 97.50 | 3 | 1.8 | 100 | 3 | 1.2 | 3 | 100 |
| | Hindi-362 | Hindi Sahitya ka Itihas(Aadunikkal) | 94.12 | 3 | 1.8 | 100 | 3 | 1.2 | 3 | 100 |
| | Hindi-363 | Bhasha Vidnyan | 94.12 | 3 | 1.8 | 100 | 3 | 1.2 | 3 | 100 |
| | Hindi-364 | Hindi Bhasha ka Mankikaran aur Ashuddhi Shodhsan | 100 | 3 | 1.8 | 100 | 3 | 1.2 | 3 | 100 |
| | Hindi-365 | Hindi Senema aur Sahitya (Electronic Madhyam) | 100 | 3 | 1.8 | 100 | 3 | 1.2 | 3 | 100 |
| | Hindi-366 | Khandesh ka Lok Sahitya | 100 | 3 | 1.8 | 100 | 3 | 1.2 | 3 | 100 |
| | | | | | 180 | | | 1.20 | 3.00 | 100 |

| | |
|---------------|--|
| Level1 | <45% of students scoring more than average marks |
| Level2 | 45-60% of students scoring more than average marks |
| Level3 | >60% of students scoring more than average marks |

| Program Outcome Level | Target Attainment |
|-----------------------|-------------------|
| Level1 | 0.5>1.0 |
| Level2 | 1.0>1.5 |
| Level3 | 1.5>2.0 |
| Level4 | 2.0>2.5 |
| Level5 | 2.5>3.0 |

| Program Outcome Attainment | | | | | |
|-------------------------------------|---------------------------------------|--|--|-----------------------|----------------|
| Average Attainment by Direct Method | Average Attainment by Indirect Method | 60% of Average Attainment by Direct Method | 40% of Average Attainment by Indirect Method | Average PO Attainment | %PO Attainment |
| 3.00 | 3.00 | 1.80 | 1.20 | 3.00 | 100 |

S. Patel



R. C. Patel
Principal
R. C. Patel Arts, Commerce and Science College, Shirpur

Calculation for Program Outcome Attainment for the Academic Year 2021-22 (B.A Hindi)

Attainment of Course Outcome

| Semester (Theory/ Practical) | Course Code | Course Title | % of Students Passed in External Exam | Level of Attainment | 60% of Attainment Level in end term exam | % of Students Passed in Internal Exam | Level of Attainment | 40% of Attainment Level in end term exam | Attainment of Course Outcome | %CO Attainment |
|------------------------------------|-------------|---|--|------------------------|--|--|------------------------|--|------------------------------------|-------------------|
| 1 | 2 | 3 | 4 | 5 | 6 | 7 | 8 | 9 | 10=6+9 | 11 |
| SEM V | Hindi-351-A | Vishesh Vidha – Yatra Sahitya | 100 | 3 | 1.8 | 100 | 3 | 1.2 | 3 | 100 |
| | Hindi-352 | Hindi Sahitya ka Itihas(Aadikal, Bhaktikal Aur Ritikal) | 92.22 | 3 | 1.8 | 100 | 3 | 1.2 | 3 | 100 |
| | Hindi-353 | Hindi Bhasha ka Vikas | 95.50 | 3 | 1.8 | 100 | 3 | 1.2 | 3 | 100 |
| | Hindi-354 | Hindi Vyakaran tatha Abhivyakti Kaushalya | 100 | 3 | 1.8 | 100 | 3 | 1.2 | 3 | 100 |
| | Hindi-355 | Sampadan Lekhan aur Sahitya (Mudrit Madhyam) | 100 | 3 | 1.8 | 100 | 3 | 1.2 | 3 | 100 |
| | Hindi-356 | Hindi ki Rashtriya Kavyadhara | 94.33 | 3 | 1.8 | 100 | 3 | 1.2 | 3 | 100 |
| SEM VI | Hindi-361-A | Vishesh Vidha – Bharatiya Sant Kavya | 94.12 | 3 | 1.8 | 100 | 3 | 1.2 | 3 | 100 |
| | Hindi-362 | Hindi Sahitya ka Itihas(Aadunikkal) | 100 | 3 | 1.8 | 100 | 3 | 1.2 | 3 | 100 |
| | Hindi-363 | Bhasha Vidnyan | 100 | 3 | 1.8 | 100 | 3 | 1.2 | 3 | 100 |
| | Hindi-364 | Hindi Bhasha ka Mankikaran aur Ashuddhi Shodhsan | 100 | 3 | 1.8 | 100 | 3 | 1.2 | 3 | 100 |
| | Hindi-365 | Hindi Senema aur Sahitya (Electronic Madhyam) | 100 | 3 | 1.8 | 100 | 3 | 1.2 | 3 | 100 |
| | Hindi-366 | Khandesh ka Lok Sahitya | 98.18 | 3 | 1.8 | 100 | 3 | 1.2 | 3 | 100 |
| | | | | | 1.80 | | | 1.20 | 3.00 | 100 |

| | |
|---------------|--|
| Level1 | <45% of students scoring more than average marks |
| Level2 | 45-60% of students scoring more than average marks |
| Level3 | >60% of students scoring more than average marks |

| Program Outcome Level | Target Attainment |
|-----------------------|-------------------|
| Level1 | 0.5>1.0 |
| Level2 | 1.0>1.5 |
| Level3 | 1.5>2.0 |
| Level4 | 2.0>2.5 |
| Level5 | 2.5>3.0 |

| Program Outcome Attainment | | | | | |
|-------------------------------------|---------------------------------------|--|--|-----------------------|-----------------|
| Average Attainment by Direct Method | Average Attainment by Indirect Method | 60% of Average Attainment by Direct Method | 40% of Average Attainment by Indirect Method | Average PO Attainment | % PO Attainment |
| 3.00 | 3.00 | 1.80 | 1.20 | 3.00 | 100 |

Sopatil



R. C. Patel
Principal

R. C. Patel Arts, Commerce and
Science College, Shirpur

Calculation for Program Outcome Attainment for the Academic Year 2022-23 (B.A Hindi)

Attainment of Course Outcome

| Semester (Theory/ Practical) | Course Code | Course Title | % of Students Passed in External Exam | Level of Attainment | 60% of Attainment Level in end term exam | % of Students Passed in Internal Exam | Level of Attainment | 40% of Attainment Level in end term exam | Attainment of Course Outcome | %CO Attainment |
|------------------------------|-------------|---|---------------------------------------|---------------------|--|---------------------------------------|---------------------|--|------------------------------|----------------|
| 1 | 2 | 3 | 4 | 5 | 6 | 7 | 8 | 9 | 10=6+9 | 11 |
| SEM V | Hindi-351-A | Vishesh Vidha – Yatra Sahitya | 87.50 | 3 | 1.8 | 100 | 3 | 1.2 | 3 | 100 |
| | Hindi-352 | Hindi Sahitya ka Itihas(Aadikal, Bhaktikal Aur Ritikal) | 78.57 | 3 | 1.8 | 100 | 3 | 1.2 | 3 | 100 |
| | Hindi-353 | Hindi Bhasha ka Vikas | 85.71 | 3 | 1.8 | 100 | 3 | 1.2 | 3 | 100 |
| | Hindi-354 | Hindi Vyakaran tatha Abhivyakti Kaushalya | 78.57 | 3 | 1.8 | 100 | 3 | 1.2 | 3 | 100 |
| | Hindi-355 | Sampadan Lekhan aur Sahitya (Mudrit Madhyam) | 63.88 | 3 | 1.8 | 100 | 3 | 1.2 | 3 | 100 |
| | Hindi-356 | Hindi ki Rashtriya Kavyadhara | 92.86 | 3 | 1.8 | 100 | 3 | 1.2 | 3 | 100 |
| SEM VI | Hindi-361-A | Vishesh Vidha – Bharatiya Sant Kavya | 93.75 | 3 | 1.8 | 100 | 3 | 1.2 | 3 | 100 |
| | Hindi-362 | Hindi Sahitya ka Itihas(Aadunikkal) | 94.12 | 3 | 1.8 | 100 | 3 | 1.2 | 3 | 100 |
| | Hindi-363 | Bhasha Vidnyan | 85.71 | 3 | 1.8 | 100 | 3 | 1.2 | 3 | 100 |
| | Hindi-364 | Hindi Bhasha ka Mankikaran aur Ashuddhi Shodhsan | 63.88 | 3 | 1.8 | 100 | 3 | 1.2 | 3 | 100 |
| | Hindi-365 | Hindi Senema aur Sahitya (Electronic Madhyam) | 178.57 | 3 | 1.8 | 100 | 3 | 1.2 | 3 | 100 |
| | Hindi-366 | Khandesh ka Lok Sahitya | 92.86 | 3 | 1.8 | 100 | 3 | 1.2 | 3 | 100 |
| | | | | | 1.80 | | | 1.20 | 3.00 | 100 |

| | |
|---------------|--|
| Level1 | <45% of students scoring more than average marks |
| Level2 | 45-60% of students scoring more than average marks |
| Level3 | >60% of students scoring more than average marks |

| Program Outcome Level | Target Attainment |
|-----------------------|-------------------|
| Level1 | 0.5>1.0 |
| Level2 | 1.0>1.5 |
| Level3 | 1.5>2.0 |
| Level4 | 2.0>2.5 |
| Level5 | 2.5>3.0 |

| Program Outcome Attainment | | | | | |
|-------------------------------------|---------------------------------------|--|--|-----------------------|-----------------|
| Average Attainment by Direct Method | Average Attainment by Indirect Method | 60% of Average Attainment by Direct Method | 40% of Average Attainment by Indirect Method | Average PO Attainment | % PO Attainment |
| 3.00 | 3.00 | 1.80 | 1.20 | 3.00 | 100 |

R. C. Patel



R. C. Patel

Principal
R. C. Patel Arts, Commerce and
Science College, Shirpur

Calculation for Program Outcome Attainment for the Academic Year 2018-19 (B.A. English)

| Attainment of Course Outcome | | | | | | | | | | |
|------------------------------|-------------|--------------------------------------|---------------------------------------|---------------------|--|---------------------------------------|---------------------|--|------------------------------|----------------|
| Semester (Theory/ Practical) | Course Code | Course Title | % of Students Passed in External Exam | Level of Attainment | 60% of Attainment Level in end term exam | % of Students Passed in Internal Exam | Level of Attainment | 40% of Attainment Level in end term exam | Attainment of Course Outcome | %CO Attainment |
| 1 | 2 | 3 | 4 | 5 | 6 | 7 | 8 | 9 | 10=6+9 | 11 |
| SEM V | AEC | Developing Communication Skills | 80 | 3 | 1.8 | 100 | 3 | 1.2 | 3 | 100 |
| | DSE 3 ENG A | Twentieth Century English Literature | 84.65 | 3 | 1.8 | 100 | 3 | 1.2 | 3 | 100 |
| | DSE 4 ENG A | The Study of English Language | 80.74 | 3 | 1.8 | 100 | 3 | 1.2 | 3 | 100 |
| | DSC ENG 1 | Indian Writing in English | 89 | 3 | 1.8 | 98 | 3 | 1.2 | 3 | 100 |
| | | | | | | | | | | |
| SEM VI | AEC | Developing Communication Skills | 82.85 | 3 | 1.8 | 99 | 3 | 1.2 | 3 | 100 |
| | DSE 3 ENG A | Twentieth Century English Literature | 85.71 | 3 | 1.8 | 100 | 3 | 1.2 | 3 | 100 |
| | DSE 4 ENG A | The Study of English Language | 78.57 | 3 | 1.8 | 100 | 3 | 1.2 | 3 | 100 |
| | DSC ENG 1 | Indian Writing in English | 92.85 | 3 | 1.8 | 95 | 3 | 1.2 | 3 | 100 |
| | | | | | | 1.80 | | | 1.20 | 3.00 |

| | |
|--------|--|
| Level1 | <45% of students scoring more than average marks |
| Level2 | 45-60% of students scoring more than average marks |
| Level3 | >60% of students scoring more than average marks |

| Program Outcome Attainment | | | | | |
|-------------------------------------|---------------------------------------|--|--|-----------------------|----------------|
| Average Attainment by Direct Method | Average Attainment by Indirect Method | 60% of Average Attainment by Direct Method | 40% of Average Attainment by Indirect Method | Average PO Attainment | %PO Attainment |
| 3.00 | 3.00 | 1.80 | 1.20 | 3.00 | 100 |

| Program Outcome Level | Target Attainment |
|-----------------------|-------------------|
| Level1 | 0.5>1.0 |
| Level2 | 1.0>1.5 |
| Level3 | 1.5>2.0 |
| Level4 | 2.0>2.5 |
| Level5 | 2.5>3.0 |

None
Head of Department



R. C. Patel
Principal
R. C. Patel Arts, Commerce and Science College, Shirpur

Calculation for Program Outcome Attainment for the Academic Year 2019-20 (B.A. English)

Attainment of Course Outcome

| Semester (Theory/ Practical) | Course Code | Course Title | % of Students Passed in External Exam | Level of Attainment | 60% of Attainment Level in end term exam | % of Students Passed in Internal Exam | Level of Attainment | 40% of Attainment Level in end term exam | Attainment of Course Outcome | %CO Attainment |
|------------------------------|-------------|--------------------------------------|---------------------------------------|---------------------|--|---------------------------------------|---------------------|--|------------------------------|----------------|
| 1 | 2 | 3 | 4 | 5 | 6 | 7 | 8 | 9 | 10=6+9 | 11 |
| SEM V | AEC | Developing Communication Skills | 97.3 | 3 | 1.8 | 100 | 3 | 1.2 | 3 | 100 |
| | DSE 3 ENG A | Twentieth Century English Literature | 85.87 | 3 | 1.8 | 100 | 3 | 1.2 | 3 | 100 |
| | DSE 4 ENG A | The Study of English Language | 96 | 3 | 1.8 | 100 | 3 | 1.2 | 3 | 100 |
| | DSC ENG 1 | Indian Writing in English | 94.65 | 3 | 1.8 | 100 | 3 | 1.2 | 3 | 100 |
| | | | | | | | | | | |
| SEM VI | AEC | Developing Communication Skills | 95 | 3 | 1.8 | 100 | 3 | 1.2 | 3 | 100 |
| | DSE 3 ENG A | Twentieth Century English Literature | 100 | 3 | 1.8 | 100 | 3 | 1.2 | 3 | 100 |
| | DSE 4 ENG A | The Study of English Language | 100 | 3 | 1.8 | 100 | 3 | 1.2 | 3 | 100 |
| | DSC ENG 1 | Indian Writing in English | 100 | 3 | 1.8 | 100 | 3 | 1.2 | 3 | 100 |
| | | | | | 1.80 | | | 1.20 | 3.00 | 100 |

| | |
|--------|--|
| Level1 | <45% of students scoring more than average marks |
| Level2 | 45-60% of students scoring more than average marks |
| Level3 | >60% of students scoring more than average marks |

| Program Outcome Attainment | | | | | |
|-------------------------------------|---------------------------------------|--|--|-----------------------|----------------|
| Average Attainment by Direct Method | Average Attainment by Indirect Method | 60% of Average Attainment by Direct Method | 40% of Average Attainment by Indirect Method | Average PO Attainment | %PO Attainment |
| 3.00 | 3.00 | 1.80 | 1.20 | 3.00 | 100 |

| Program Outcome Level | Target Attainment |
|-----------------------|-------------------|
| Level1 | 0.5>1.0 |
| Level2 | 1.0>1.5 |
| Level3 | 1.5>2.0 |
| Level4 | 2.0>2.5 |
| Level5 | 2.5>3.0 |

Rana
Head of Department



R. C. Patel
Principal
R. C. Patel Arts, Commerce and Science College, Shirpur

Calculation for Program Outcome Attainment for the Academic Year 2020-21 (B.A. English)

Attainment of Course Outcome

| Semester (Theory/ Practical) | Course Code | Course Title | % of Students Passed in External Exam | Level of Attainment | 60% of Attainment Level in end term exam | % of Students Passed in Internal Exam | Level of Attainment | 40% of Attainment Level in end term exam | Attainment of Course Outcome | %CO Attainment | |
|------------------------------|-------------|--------------------------------------|---------------------------------------|---------------------|--|---------------------------------------|---------------------|--|------------------------------|----------------|-----|
| 1 | 2 | 3 | 4 | 5 | 6 | 7 | 8 | 9 | 10=6+9 | 11 | |
| SEM V | AEC | Developing Communication Skills | 81.66 | 3 | 1.8 | 100 | 3 | 1.2 | 3 | 100 | |
| | DSE 3 ENG A | Twentieth Century English Literature | 91.65 | 3 | 1.8 | 100 | 3 | 1.2 | 3 | 100 | |
| | DSE 4 ENG A | The Study of English Language | 99 | 3 | 1.8 | 100 | 3 | 1.2 | 3 | 100 | |
| | DSC ENG 1 | Indian Writing In English | 98 | 3 | 1.8 | 100 | 3 | 1.2 | 3 | 100 | |
| SEM VI | AEC | Developing Communication Skills | 88.99 | 3 | 1.8 | 100 | 3 | 1.2 | 3 | 100 | |
| | DSE 3 ENG A | Twentieth Century English Literature | 94.44 | 3 | 1.8 | 100 | 3 | 1.2 | 3 | 100 | |
| | DSE 4 ENG A | The Study of English Language | 100 | 3 | 1.8 | 100 | 3 | 1.2 | 3 | 100 | |
| | DSC ENG 1 | Indian Writing In English | 100 | 3 | 1.8 | 100 | 3 | 1.2 | 3 | 100 | |
| | | | | 88.88 | 3 | 1.8 | | 1 | 0.4 | 2.2 | 100 |
| | | | | | | 1.80 | | | 1.20 | 2.92 | 100 |

| | |
|--------|--|
| Level1 | <45% of students scoring more than average marks |
| Level2 | 45-60% of students scoring more than average marks |
| Level3 | >60% of students scoring more than average marks |

| Program Outcome Level | Target Attainment |
|-----------------------|-------------------|
| Level1 | 0.5>1.0 |
| Level2 | 1.0>1.5 |
| Level3 | 1.5>2.0 |
| Level4 | 2.0>2.5 |
| Level5 | 2.5>3.0 |

| Program Outcome Attainment | | | | | |
|-------------------------------------|---------------------------------------|--|--|-----------------------|----------------|
| Average Attainment by Direct Method | Average Attainment by Indirect Method | 60% of Average Attainment by Direct Method | 40% of Average Attainment by Indirect Method | Average PO Attainment | %PO Attainment |
| 2.92 | 3.00 | 1.80 | 1.20 | 3.00 | 100 |

R. Chandra
Head of Department



R. Chandra
Principal
R. C. Patel Arts, Commerce and Science College, Shirpur

Calculation for Program Outcome Attainment for the Academic Year 2021-22 (B.A. English)

Attainment of Course Outcome

| Semester (Theory/ Practical) | Course Code | Course Title | % of Students Passed In External Exam | Level of Attainment | 60% of Attainment Level in end term exam | % of Students Passed In Internal Exam | Level of Attainment | 40% of Attainment Level in end term exam | Attainment of Course Outcome | %CO Attainment |
|------------------------------|-------------|--------------------------------------|---------------------------------------|---------------------|--|---------------------------------------|---------------------|--|------------------------------|----------------|
| 1 | 2 | 3 | 4 | 5 | 6 | 7 | 8 | 9 | 10=6+9 | 11 |
| SEM V | AEC | Developing Communication Skills | 61.66 | 3 | 1.8 | 98 | 3 | 1.2 | 3 | 100 |
| | DSE 3 ENG A | Twentieth Century English Literature | 81.11 | 3 | 1.8 | 100 | 3 | 1.2 | 3 | 100 |
| | DSE 4 ENG A | The Study of English Language | 89.55 | 3 | 1.8 | 100 | 3 | 1.2 | 3 | 100 |
| | DSC ENG 1 | Indian Writing in English | 87.66 | 3 | 1.8 | 100 | 3 | 1.2 | 3 | 100 |
| | SEC | English for Practical Purposes | 86.33 | 3 | 1.8 | 100 | 3 | 1.2 | 3 | 100 |
| | | | | | | | | | | |
| SEM VI | AEC | Developing Communication Skills | 79.78 | 3 | 1.8 | 100 | 3 | 1.2 | 3 | 100 |
| | DSE 3 ENG A | Twentieth Century English Literature | 72.72 | 3 | 1.8 | 100 | 3 | 1.2 | 3 | 100 |
| | DSE 4 ENG A | The Study of English Language | 81.81 | 3 | 1.8 | 100 | 3 | 1.2 | 3 | 100 |
| | DSC ENG 1 | Indian Writing in English | 81.81 | 3 | 1.8 | 100 | 3 | 1.2 | 3 | 100 |
| | SEC | English for Practical Purposes | 68.18 | 3 | 1.8 | 100 | 3 | 1.2 | 3 | 100 |
| | | | | | | 1.80 | | | 1.20 | 3.00 |

| | |
|--------|--|
| Level1 | <45% of students scoring more than average marks |
| Level2 | 45-60% of students scoring more than average marks |
| Level3 | >60% of students scoring more than average marks |

| Program Outcome Attainment | | | | | |
|-------------------------------------|---------------------------------------|--|--|-----------------------|----------------|
| Average Attainment by Direct Method | Average Attainment by Indirect Method | 60% of Average Attainment by Direct Method | 40% of Average Attainment by Indirect Method | Average PO Attainment | %PO Attainment |
| 3.00 | 3.00 | 1.80 | 1.20 | 3.00 | 100 |

| Program Outcome Level | Target Attainment |
|-----------------------|-------------------|
| Level1 | 0.5>1.0 |
| Level2 | 1.0>1.5 |
| Level3 | 1.5>2.0 |
| Level4 | 2.0>2.5 |
| Level5 | 2.5>3.0 |

Rajendra
HOD
Head of Department



Rajendra
Principal
R. C. Patel Arts, Commerce and Science College, Shirpur

Calculation for Program Outcome Attainment for the Academic Year 2022-23(B.A. English)

Attainment of Course Outcome

| Semester (Theory/ Practical) | Course Code | Course Title | % of Students Passed in External Exam | Level of Attainment | 60% of Attainment Level in end term exam | % of Students Passed in Internal Exam | Level of Attainment | 40% of Attainment Level in end term exam | Attainment of Course Outcome | %CO Attainment |
|------------------------------|-------------|--------------------------------------|---------------------------------------|---------------------|--|---------------------------------------|---------------------|--|------------------------------|----------------|
| 1 | 2 | 3 | 4 | 5 | 6 | 7 | 8 | 9 | 10=6+9 | 11 |
| SEM V | AEC | Developing Communication Skills | 69.88 | 3 | 1.8 | 100 | 3 | 1.2 | 3 | 100 |
| | DSE 3 ENG A | Twentieth Century English Literature | 85 | 3 | 1.8 | 100 | 3 | 1.2 | 3 | 100 |
| | DSE 4 ENG A | The Study of English Language | 80.65 | 3 | 1.8 | 100 | 3 | 1.2 | 3 | 100 |
| | DSC ENG 1 | Indian Writing in English | 81 | 3 | 1.8 | 100 | 3 | 1.2 | 3 | 100 |
| | SEC | English for Practical Purposes | 98 | 3 | 1.8 | 100 | 3 | 1.2 | 3 | 100 |
| | | | | | | | | | | |
| SEM VI | AEC | Developing Communication Skills | 84 | 3 | 1.8 | 100 | 3 | 1.2 | 3 | 100 |
| | DSE 3 ENG A | Twentieth Century English Literature | 83.25 | 3 | 1.8 | 100 | 3 | 1.2 | 3 | 100 |
| | DSE 4 ENG A | The Study of English Language | 80.94 | 3 | 1.8 | 100 | 3 | 1.2 | 3 | 100 |
| | DSC ENG 1 | Indian Writing in English | 79 | 3 | 1.8 | 100 | 3 | 1.2 | 3 | 100 |
| | SEC | English for Practical Purposes | 78 | 3 | 1.8 | 100 | 3 | 1.2 | 3 | 100 |
| | | | | | 1.80 | | | 1.20 | 3.00 | 100 |

| | |
|--------|--|
| Level1 | <45% of students scoring more than average marks |
| Level2 | 45-60% of students scoring more than average marks |
| Level3 | >60% of students scoring more than average marks |

| Program Outcome Level | Target Attainment |
|-----------------------|-------------------|
| Level1 | 0.5>1.0 |
| Level2 | 1.0>1.5 |
| Level3 | 1.5>2.0 |
| Level4 | 2.0>2.5 |
| Level5 | 2.5>3.0 |

| Program Outcome Attainment | | | | | |
|-------------------------------------|---------------------------------------|--|--|-----------------------|-----------------|
| Average Attainment by Direct Method | Average Attainment by Indirect Method | 60% of Average Attainment by Direct Method | 40% of Average Attainment by Indirect Method | Average PO Attainment | % PO Attainment |
| 3.00 | 3.00 | 1.80 | 1.20 | 3.00 | 100 |

Head of Department




 Principal
 R. C. Patel Arts, Commerce and
 Science College, Shirpur

Calculation for Program Outcome Attainment for the Academic Year 2018-19 (T.Y.B.A- History)

Attainment of Course Outcome

| Semester (Theory/ Practical) | Course Code | Course Title | % of Students Passed in External Exam | Level of Attainment | 60% of Attainment Level in end term exam | % of Students Passed in Internal Exam | Level of Attainment | 40% of Attainment Level in end term exam | Attainment of Course Outcome | %CO Attainment |
|------------------------------|----------------|---|---------------------------------------|---------------------|--|---------------------------------------|---------------------|--|------------------------------|----------------|
| 1 | 2 | 3 | 4 | 5 | 6 | 7 | 8 | 9 | 10=6+9 | 11 |
| SEM V | HIS(G3) 351 | HISTORY OF MODERN WORLD (1789-1900) | 94.23 | 3 | 1.8 | 100 | 3 | 1.2 | 3 | 100 |
| | HIS(S3) 352(B) | EXPANSION AND FALL OF THE MARATHA POWER (1761-1818) | 95 | 3 | 1.8 | 100 | 3 | 1.2 | 3 | 100 |
| | HIS(S4) 353 | HISTORY OF SULTANAT (1206-1526) | 97.5 | 3 | 1.8 | 100 | 3 | 1.2 | 3 | 100 |
| SEM VI | HIS(G3) 361 | HISTORY OF MODERN WORLD (1901-1945) | 90.24 | 3 | 1.8 | 100 | 3 | 1.2 | 3 | 100 |
| | HIS(S3) 362(B) | EXPANSION AND FALL OF THE MARATHA POWER (1761-1818) | 91.89 | 3 | 1.8 | 100 | 3 | 1.2 | 3 | 100 |
| | HIS(S4) 363 | HISTORY OF MUGHAL (1526-1707) | 100 | 3 | 1.8 | 100 | 3 | 1.2 | 3 | 100 |
| | | | | | 1.80 | | | 1.20 | 3.00 | 100 |

| | |
|--------|--|
| Level1 | <45% of students scoring more than average marks |
| Level2 | 45-60% of students scoring more than average marks |
| Level3 | >60% of students scoring more than average marks |

| Program Outcome Level | Target Attainment |
|-----------------------|-------------------|
| Level1 | 0.5>1.0 |
| Level2 | 1.0>1.5 |
| Level3 | 1.5>2.0 |
| Level4 | 2.0>2.5 |
| Level5 | 2.5>3.0 |

| Program Outcome Attainment | | | | | |
|-------------------------------------|---------------------------------------|--|--|-----------------------|----------------|
| Average Attainment by Direct Method | Average Attainment by Indirect Method | 60% of Average Attainment by Direct Method | 40% of Average Attainment by Indirect Method | Average PO Attainment | %PO Attainment |
| 3.00 | 3.00 | 1.80 | 1.20 | 3.00 | 100 |


Head of Department




Principal
R. C. Patel Arts, Commerce &
Science College, Shirpur

Calculation for Program Outcome Attainment for the Academic Year 2019-20 (T.Y.B.A- History)

Attainment of Course Outcome

| Semester (Theory/ Practical) | Course Code | Course Title | % of Students Passed in External Exam | Level of Attainment | 60% of Attainment Level in end term exam | % of Students Passed in Internal Exam | Level of Attainment | 40% of Attainment Level in end term exam | Attainment of Course Outcome | %CO Attainment |
|------------------------------|----------------|---|---------------------------------------|---------------------|--|---------------------------------------|---------------------|--|------------------------------|----------------|
| 1 | 2 | 3 | 4 | 5 | 6 | 7 | 8 | 9 | 10=6+9 | 11 |
| SEM V | HIS(G3) 351 | HISTORY OF MODERN WORLD (1789-1900) | 82.75 | 3 | 1.8 | 100 | 3 | 1.2 | 3 | 100 |
| | HIS(S3) 352(B) | EXPANSION AND FALL OF THE MARATHA POWER (1761-1818) | 90 | 3 | 1.8 | 100 | 3 | 1.2 | 3 | 100 |
| | HIS(S4) 353 | HISTORY OF SULTANAT (1206-1526) | 100 | 3 | 1.8 | 100 | 3 | 1.2 | 3 | 100 |
| SEM VI | HIS(G3) 361 | HISTORY OF MODERN WORLD (1901-1945) | 100 | 3 | 1.8 | 100 | 3 | 1.2 | 3 | 100 |
| | HIS(S3) 362(B) | EXPANSION AND FALL OF THE MARATHA POWER (1761-1818) | 100 | 3 | 1.8 | 100 | 3 | 1.2 | 3 | 100 |
| | HIS(S4) 363 | HISTORY OF MUGHAL (1526-1707) | 100 | 3 | 1.8 | 100 | 3 | 1.2 | 3 | 100 |
| | | | | | 1.80 | | | 1.20 | 3.00 | 100 |

| | |
|--------|--|
| Level1 | <45% of students scoring more than average marks |
| Level2 | 45-60% of students scoring more than average marks |
| Level3 | >60% of students scoring more than average marks |

| Program Outcome Level | Target Attainment |
|-----------------------|-------------------|
| Level1 | 0.5>1.0 |
| Level2 | 1.0>1.5 |
| Level3 | 1.5>2.0 |
| Level4 | 2.0>2.5 |
| Level5 | 2.5>3.0 |

| Program Outcome Attainment | | | | | |
|-------------------------------------|---------------------------------------|--|--|-----------------------|----------------|
| Average Attainment by Direct Method | Average Attainment by Indirect Method | 60% of Average Attainment by Direct Method | 40% of Average Attainment by Indirect Method | Average PO Attainment | %PO Attainment |
| 3.00 | 3.00 | 1.80 | 1.20 | 3.00 | 100 |


Head of Department




Principal
R. C. Patel Arts, Commerce and
Science College, Shirpur

Calculation for Program Outcome Attainment for the Academic Year 2020-21 (T.Y.B.A- History)

Attainment of Course Outcome

| Semester (Theory/Practical) | Course Code | Course Title | % of Students Passed in External Exam | Level of Attainment | 60% of Attainment Level in end term exam | % of Students Passed in Internal Exam | Level of Attainment | 40% of Attainment Level in end term exam | Attainment of Course Outcome | %CO Attainment |
|-----------------------------|-------------|--|---------------------------------------|---------------------|--|---------------------------------------|---------------------|--|------------------------------|----------------|
| 1 | 2 | 3 | 4 | 5 | 6 | 7 | 8 | 9 | 10=6+9 | 11 |
| SEM V | HIS 351 | History of Modern Europe (AD 1781 - AD 1913) | 95.08 | 3 | 1.8 | 100 | 3 | 1.2 | 3 | 100 |
| | HIS 352 | History of India (AD 1750- AD 1857) | 97.5 | 3 | 1.8 | 100 | 3 | 1.2 | 3 | 100 |
| | HIS 353 | History of India (AD 1206- AD 1526) | 95 | 3 | 1.8 | 100 | 3 | 1.2 | 3 | 100 |
| | HIS 354 | Travel and Tourism in India | 97.5 | 3 | 1.8 | 100 | 3 | 1.2 | 3 | 100 |
| SEM VI | HIS 361 | History of Modern Europe (AD 1914 - AD 1945) | 100 | 3 | 1.8 | 100 | 3 | 1.2 | 3 | 100 |
| | HIS 362 | History of India (AD 1750 - AD 1857) | 100 | 3 | 1.8 | 100 | 3 | 1.2 | 3 | 100 |
| | HIS 363 | History of India (AD 1526 - AD 1707) | 100 | 3 | 1.8 | 100 | 3 | 1.2 | 3 | 100 |
| | HIS 364 | An Introduction to Museums in India | 100 | 3 | 1.8 | 100 | 3 | 1.2 | 3 | 100 |
| | | | | | 1.80 | | | 1.20 | 3.00 | 100 |

| | |
|--------|--|
| Level1 | <45% of students scoring more than average marks |
| Level2 | 45-60% of students scoring more than average marks |
| Level3 | >60% of students scoring more than average marks |

| Program Outcome Level | Target Attainment |
|-----------------------|-------------------|
| Level1 | 0.5>1.0 |
| Level2 | 1.0>1.5 |
| Level3 | 1.5>2.0 |
| Level4 | 2.0>2.5 |
| Level5 | 2.5>3.0 |

| Program Outcome Attainment | | | | | |
|-------------------------------------|---------------------------------------|--|--|-----------------------|----------------|
| Average Attainment by Direct Method | Average Attainment by Indirect Method | 60% of Average Attainment by Direct Method | 40% of Average Attainment by Indirect Method | Average PO Attainment | %PO Attainment |
| 3.00 | 3.00 | 1.80 | 1.20 | 3.00 | 100 |

[Signature]
Head of Department



[Signature]
Principal
R. C. Patel Arts, Commerce and
Science College, Shirpur

Calculation for Program Outcome Attainment for the Academic Year 2021-22 (T.Y.B.A- History)

Attainment of Course Outcome

| Semester (Theory/ Practical) | Course Code | Course Title | % of Students Passed in External Exam | Level of Attainment | 60% of Attainment Level in end term exam | % of Students Passed in Internal Exam | Level of Attainment | 40% of Attainment Level in end term exam | Attainment of Course Outcome | %CO Attainment |
|------------------------------|-------------|--|---------------------------------------|---------------------|--|---------------------------------------|---------------------|--|------------------------------|----------------|
| 1 | 2 | 3 | 4 | 5 | 6 | 7 | 8 | 9 | 10=6+9 | 11 |
| SEM V | HIS 351 | History of Modern Europe (AD 1781 - AD 1913) | 88.2 | 3 | 1.8 | 100 | 3 | 1.2 | 3 | 100 |
| | HIS 352 | History of India (AD 1750- AD 1857) | 100 | 3 | 1.8 | 100 | 3 | 1.2 | 3 | 100 |
| | HIS 353 | History of India (AD 1206- AD 1526) | 93.87 | 3 | 1.8 | 100 | 3 | 1.2 | 3 | 100 |
| | HIS 354 | Travel and Tourism in India | 97.95 | 3 | 1.8 | 100 | 3 | 1.2 | 3 | 100 |
| | HIS 361 | History of Modern Europe (AD 1914 - AD 1945) | 93.54 | 3 | 1.8 | 100 | 3 | 1.2 | 3 | 100 |
| SEM VI | HIS 362 | History of India (AD 1750 - AD 1857) | 95.83 | 3 | 1.8 | 100 | 3 | 1.2 | 3 | 100 |
| | HIS 363 | History of India (AD 1526 - AD 1707) | 100 | 3 | 1.8 | 100 | 3 | 1.2 | 3 | 100 |
| | HIS 364 | An Introduction to Museums in India | 95.83 | 3 | 1.8 | 100 | 3 | 1.2 | 3 | 100 |
| | | | | | 1.80 | | | 1.20 | 3.00 | 100 |

| | |
|--------|--|
| Level1 | <45% of students scoring more than average marks |
| Level2 | 45-60% of students scoring more than average marks |
| Level3 | >60% of students scoring more than average marks |

| Program Outcome Level | Target Attainment |
|-----------------------|-------------------|
| Level1 | 0.5>1.0 |
| Level2 | 1.0>1.5 |
| Level3 | 1.5>2.0 |
| Level4 | 2.0>2.5 |
| Level5 | 2.5>3.0 |

| Program Outcome Attainment | | | | | |
|-------------------------------------|---------------------------------------|--|--|-----------------------|----------------|
| Average Attainment by Direct Method | Average Attainment by Indirect Method | 60% of Average Attainment by Direct Method | 40% of Average Attainment by Indirect Method | Average PO Attainment | %PO Attainment |
| 3.00 | 3.00 | 1.80 | 1.20 | 3.00 | 100 |

[Signature]
Head of Department



[Signature]
Principal
R. C. Patel Arts, Commerce and Science College, Shirpur

Calculation for Program Outcome Attainment for the Academic Year 2022-23(T.Y.B.A- History)

Attainment of Course Outcome

| Semester (Theory/ Practical) | Course Code | Course Title | % of Students Passed in External Exam | Level of Attainment | 60% of Attainment Level in end term exam | % of Students Passed in Internal Exam | Level of Attainment | 40% of Attainment Level in end term exam | Attainment of Course Outcome | %CO Attainment |
|------------------------------|-------------|--|---------------------------------------|---------------------|--|---------------------------------------|---------------------|--|------------------------------|----------------|
| 1 | 2 | 3 | 4 | 5 | 6 | 7 | 8 | 9 | 10=6+9 | 11 |
| SEM V | HIS 351 | History of Modern Europe (AD 1781 - AD 1913) | 92.98 | 3 | 1.8 | 100 | 3 | 1.2 | 3 | 100 |
| | HIS 352 | History of India (AD 1750- AD 1857) | 100 | 3 | 1.8 | 100 | 3 | 1.2 | 3 | 100 |
| | HIS 353 | History of India (AD 1206- AD 1526) | 95.83 | 3 | 1.8 | 100 | 3 | 1.2 | 3 | 100 |
| | HIS 354 | Travel and Tourism in India | 91.66 | 3 | 1.8 | 100 | 3 | 1.2 | 3 | 100 |
| | HIS 361 | History of Modern Europe (AD 1914 - AD 1945) | 88.23 | 3 | 1.8 | 100 | 3 | 1.2 | 3 | 100 |
| SEM VI | HIS 362 | History of India (AD 1750 - AD 1857) | 100 | 3 | 1.8 | 100 | 3 | 1.2 | 3 | 100 |
| | HIS 363 | History of India (AD 1526 - AD 1707) | 100 | 3 | 1.8 | 100 | 3 | 1.2 | 3 | 100 |
| | HIS 364 | An Introduction to Museums in India | 100 | 3 | 1.8 | 100 | 3 | 1.2 | 3 | 100 |
| | | | | | 1.80 | | | 1.2 | 3.00 | 100 |

| | |
|--------|--|
| Level1 | <45% of students scoring more than average marks |
| Level2 | 45-60% of students scoring more than average marks |
| Level3 | >60% of students scoring more than average marks |

| Program Outcome Level | Target Attainment |
|-----------------------|-------------------|
| Level1 | 0.5>1.0 |
| Level2 | 1.0>1.5 |
| Level3 | 1.5>2.0 |
| Level4 | 2.0>2.5 |
| Level5 | 2.5>3.0 |

| Program Outcome Attainment | | | | | |
|-------------------------------------|---------------------------------------|--|--|-----------------------|----------------|
| Average Attainment by Direct Method | Average Attainment by Indirect Method | 60% of Average Attainment by Direct Method | 40% of Average Attainment by Indirect Method | Average PO Attainment | %PO Attainment |
| 3.00 | 3.00 | 1.80 | 1.20 | 3.00 | 100 |


Head of Department




Principal
R. C. Patel Arts, Commerce and
Science College, Shirpur

Calculation for Program Outcome Attainment for the Academic Year 2018-19 (Geography)

Attainment of Course Outcome

| Semester (Theory/ Practical) | Course Code | Course Title | % of Students Passed in External Exam | Level of Attainment | 60% of Attainment Level in end term exam | % of Students Passed in Internal Exam | Level of Attainment | 40% of Attainment Level in end term exam | Attainment of Course Outcome | %CO Attainment |
|------------------------------|-------------|-------------------------|---------------------------------------|---------------------|--|---------------------------------------|---------------------|--|------------------------------|----------------|
| 1 | 2 | 3 | 4 | 5 | 6 | 7 | 8 | 9 | 10=6+9 | 11 |
| SEM-V | G -3 | Population Geography | 94.11 | 3 | 1.8 | 100 | 3 | 1.2 | 3 | 100 |
| | S-3 | Environmental Geography | 92.30 | 3 | 1.8 | 100 | 3 | 1.2 | 3 | 100 |
| SEM-VI | G -3 | Political Geography | 92.30 | 3 | 1.8 | 100 | 3 | 1.2 | 3 | 100 |
| | S-3 | Remote Sensing & GIS | 92.30 | 3 | 1.8 | 100 | 3 | 1.2 | 3 | 100 |
| | S-4 | Practical Geography | 92.30 | 3 | 1.8 | 100 | 3 | 1.2 | 3 | 100 |
| | S-4 | Practical Geography | | | 1.80 | | | 1.20 | 3.00 | 100 |

| | |
|--------|--|
| Level1 | <45% of students scoring more than average marks |
| Level2 | 45-60% of students scoring more than average marks |
| Level3 | >60% of students scoring more than average marks |

| Program Outcome Level | Target Attainment |
|-----------------------|-------------------|
| Level1 | 0.5>1.0 |
| Level2 | 1.0>1.5 |
| Level3 | 1.5>2.0 |
| Level4 | 2.0>2.5 |
| Level5 | 2.5>3.0 |

| Program Outcome Attainment | | | | | |
|-------------------------------------|---------------------------------------|--|--|-----------------------|-----------------|
| Average Attainment by Direct Method | Average Attainment by Indirect Method | 60% of Average Attainment by Direct Method | 40% of Average Attainment by Indirect Method | Average PO Attainment | % PO Attainment |
| 3.00 | 3.00 | 1.80 | 1.20 | 3.00 | 100 |

Dr. ...



Dr. ...
Principal
R. C. Patel Arts, Commerce and
Science College Shirpur

Calculation for Program Outcome Attainment for the Academic Year 2019-20 (Geography)

Attainment of Course Outcome

| Semester (Theory/ Practical) | Course Code | Course Title | % of Students Passed in External Exam | Level of Attainment | 60% of Attainment Level in end term exam | % of Students Passed in Internal Exam | Level of Attainment | 40% of Attainment Level in end term exam | Attainment of Course Outcome | %CO Attainment |
|------------------------------|-------------|-------------------------|---------------------------------------|---------------------|--|---------------------------------------|---------------------|--|------------------------------|----------------|
| 1 | 2 | 3 | 4 | 5 | 6 | 7 | 8 | 9 | 10=6+9 | 11 |
| SEM- V | G -3 | Population Geography | 94.73 | 3 | 1.8 | 100 | 3 | 1.2 | 3 | 100 |
| | S-3 | Environmental Geography | 91.66 | 3 | 1.8 | 100 | 3 | 1.2 | 3 | 100 |
| SEM- VI | G -3 | Political Geography | 91.66 | 3 | 1.8 | 100 | 3 | 1.2 | 3 | 100 |
| | S-3 | Remote Sensing & GIS | 91.66 | 3 | 1.8 | 100 | 3 | 1.2 | 3 | 100 |
| | S-4 | Practical Geography | 91.66 | 3 | 1.8 | 100 | 3 | 1.2 | 3 | 100 |
| | | | | | 1.80 | | | 1.20 | 3.00 | 100 |

| | |
|---------------|--|
| Level1 | <45% of students scoring more than average marks |
| Level2 | 45-60% of students scoring more than average marks |
| Level3 | >60% of students scoring more than average marks |

| Program Outcome Attainment | | | | | |
|-------------------------------------|---------------------------------------|--|--|-----------------------|-----------------|
| Average Attainment by Direct Method | Average Attainment by Indirect Method | 60% of Average Attainment by Direct Method | 40% of Average Attainment by Indirect Method | Average PO Attainment | % PO Attainment |
| 3.00 | 3.00 | 1.80 | 1.20 | 3.00 | 100 |

| Program Outcome Level | Target Attainment |
|-----------------------|-------------------|
| Level1 | 0.5>1.0 |
| Level2 | 1.0>1.5 |
| Level3 | 1.5>2.0 |
| Level4 | 2.0>2.5 |
| Level5 | 2.5>3.0 |

Handwritten signature



Relate
Principal
R. C. Patel Arts, Commerce and
Science College, Shirpur

Calculation for Program Outcome Attainment for the Academic Year 2020-21 (Geography)

Attainment of Course Outcome

| Semester (Theory/ Practical) | Course Code | Course Title | % of Students Passed in External Exam | Level of Attainment | 60% of Attainment Level in end term exam | % of Students Passed in Internal Exam | Level of Attainment | 40% of Attainment Level in end term exam | Attainment of Course Outcome | %CO Attainment |
|------------------------------|---------------|---|---------------------------------------|---------------------|--|---------------------------------------|---------------------|--|------------------------------|----------------|
| 1 | 2 | 3 | 4 | 5 | 6 | 7 | 8 | 9 | 10=6+9 | 11 |
| SEM-V | Gg.351 (G-3) | Environmental Geography | 100 | 3 | 1.8 | 100 | 3 | 1.2 | 3 | 100 |
| | Gg. 352 (S-3) | Economic Geography | 100 | 3 | 1.8 | 100 | 3 | 1.2 | 3 | 100 |
| | Gg. 353 (S-4) | Practical in Human Geography and Geo-statistics | 100 | 3 | 1.8 | 100 | 3 | 1.2 | 3 | 100 |
| | Gg. 354 (SEC) | Practical in Human Geography and Geo-statistics | 100 | 3 | 1.8 | 100 | 3 | 1.2 | 3 | 100 |
| | Gg. 355 (GE) | Disaster Risk Reduction | 100 | 3 | 1.8 | 100 | 3 | 1.2 | 3 | 100 |
| SEM-VI | Gg. 361 (G-3) | Population Geography | 100 | 3 | 1.8 | 100 | 3 | 1.2 | 3 | 100 |
| | Gg. 362 (S-3) | Political Geography | 100 | 3 | 1.8 | 100 | 3 | 1.2 | 3 | 100 |
| | Gg. 363 (S-4) | Practical in Physical Geography | 100 | 3 | 1.8 | 100 | 3 | 1.2 | 3 | 100 |
| | Gg. 364 (SEC) | Geographical Information System | 100 | 3 | 1.8 | 100 | 3 | 1.2 | 3 | 100 |
| | | | | | | 1.80 | | | 1.20 | 3.00 |

| | |
|------------------------------|--|
| Level1 | <45% of students scoring more than average marks |
| Level2 | 45-60% of students scoring more than average marks |
| Level3 | >60% of students scoring more than average marks |
| Program Outcome Level | Target Attainment |
| Level1 | 0.5>1.0 |
| Level2 | 1.0>1.5 |
| Level3 | 1.5>2.0 |
| Level4 | 2.0>2.5 |
| Level5 | 2.5>3.0 |

| Program Outcome Attainment | | | | | |
|-------------------------------------|---------------------------------------|--|--|-----------------------|-----------------|
| Average Attainment by Direct Method | Average Attainment by Indirect Method | 60% of Average Attainment by Direct Method | 40% of Average Attainment by Indirect Method | Average PO Attainment | % PO Attainment |
| 3.00 | 3.00 | 1.80 | 1.20 | 3.00 | 100 |

Patel



R. C. Patel
Principal
R. C. Patel Arts, Commerce and Science College, Shirpur

Calculation for Program Outcome Attainment for the Academic Year 2021-22 (Geography)

Attainment of Course Outcome

| Semester (Theory/ Practical) | Course Code | Course Title | % of Students Passed in External Exam | Level of Attainment | 60% of Attainment Level in end term exam | % of Students Passed in Internal Exam | Level of Attainment | 40% of Attainment Level in end term exam | Attainment of Course Outcome | %CO Attainment |
|------------------------------|----------------|---|---------------------------------------|---------------------|--|---------------------------------------|---------------------|--|------------------------------|----------------|
| 1 | 2 | 3 | 4 | 5 | 6 | 7 | 8 | 9 | 10=6+9 | 11 |
| SEM-V | Gg.351 (G-3) | Environmental Geography | 100 | 3 | 1.8 | 100 | 3 | 1.2 | 3 | 100 |
| | Gg. 352 (S-3) | Economic Geography | 100 | 3 | 1.8 | 100 | 3 | 1.2 | 3 | 100 |
| | Gg. 353 (S-4) | Practical in Human Geography and Geo-statistics | 100 | 3 | 1.8 | 100 | 3 | 1.2 | 3 | 100 |
| | Gg. 354 (SEC) | Practical in Human Geography and Geo-statistics | 100 | 3 | 1.8 | 100 | 3 | 1.2 | 3 | 100 |
| | Gg. 355 (GE) | Disaster Risk Reduction | 100 | 3 | 1.8 | 100 | 3 | 1.2 | 3 | 100 |
| 04SEM-VI | Gg . 361 (G-3) | Population Geography | 100 | 3 | 1.8 | 100 | 3 | 1.2 | 3 | 100 |
| | Gg. 362 (S-3) | Political Geography | 100 | 3 | 1.8 | 100 | 3 | 1.2 | 3 | 100 |
| | Gg. 363 (S-4) | Practical in Physical Geography | 100 | 3 | 1.8 | 100 | 3 | 1.2 | 3 | 100 |
| | Gg. 364 (SEC) | Geographical Information System | 100 | 3 | 1.8 | 100 | 3 | 1.2 | 3 | 100 |
| | | | | | 1.80 | | | 1.20 | 3.00 | 100 |

| | |
|--------|--|
| Level1 | <45% of students scoring more than average marks |
| Level2 | 45-60% of students scoring more than average marks |
| Level3 | >60% of students scoring more than average marks |

| Program Outcome Level | Target Attainment |
|-----------------------|-------------------|
| Level1 | 0.5>1.0 |
| Level2 | 1.0>1.5 |
| Level3 | 1.5>2.0 |
| Level4 | 2.0>2.5 |
| Level5 | 2.5>3.0 |

| Program Outcome Attainment | | | | | |
|-------------------------------------|---------------------------------------|--|--|-----------------------|-----------------|
| Average Attainment by Direct Method | Average Attainment by Indirect Method | 60% of Average Attainment by Direct Method | 40% of Average Attainment by Indirect Method | Average PO Attainment | % PO Attainment |
| 3.00 | 3.00 | 1.80 | 1.20 | 3.00 | 100 |

Qur



R. C. Patel
Principal
R. C. Patel Arts, Commerce and Science College, Shirpur

Calculation for Program Outcome Attainment for the Academic Year 2022-23 (Geography)

Attainment of Course Outcome

| Semester (Theory/Practical) | Course Code | Course Title | % of Students Passed in External Exam | Level of Attainment | 60% of Attainment Level in end term exam | % of Students Passed in Internal Exam | Level of Attainment | 40% of Attainment Level in end term exam | Attainment of Course Outcome | %CO Attainment |
|--------------------------------|---------------|---|--|------------------------|--|--|------------------------|--|------------------------------------|-------------------|
| 1 | 2 | 3 | 4 | 5 | 6 | 7 | 8 | 9 | 10=6+9 | 11 |
| SEM- V | Gg.351 (G-3) | Environmental Geography | 100 | 3 | 1.8 | 100 | 3 | 1.2 | 3 | 100 |
| | Gg. 352 (S-3) | Economic Geography | 100 | 3 | 1.8 | 100 | 3 | 1.2 | 3 | 100 |
| | Gg. 353 (S-4) | Practical in Human Geography and Geo-statistics | 100 | 3 | 1.8 | 100 | 3 | 1.2 | 3 | 100 |
| | Gg. 354 (SEC) | Practical in Human Geography and Geo-statistics | 100 | 3 | 1.8 | 100 | 3 | 1.2 | 3 | 100 |
| | Gg. 355 (GE) | Disaster Risk Reduction | 100 | 3 | 1.8 | 100 | 3 | 1.2 | 3 | 100 |
| SEM- VI | Gg. 361 (G-3) | Population Geography | 100 | 3 | 1.8 | 100 | 3 | 1.2 | 3 | 100 |
| | Gg. 362 (S-3) | Political Geography | 100 | 3 | 1.8 | 100 | 3 | 1.2 | 3 | 100 |
| | Gg. 363 (S-4) | Practical in Physical Geography | 100 | 3 | 1.8 | 100 | 3 | 1.2 | 3 | 100 |
| | Gg. 364 (SEC) | Geographical Information System | 88.88 | 3 | 1.8 | 100 | 3 | 1.2 | 3 | 100 |
| | | | | | 1.80 | | | 1.20 | 3.00 | 100 |

| | |
|--------|--|
| Level1 | <45% of students scoring more than average marks |
| Level2 | 45-60% of students scoring more than average marks |
| Level3 | >60% of students scoring more than average marks |

| Program Outcome Level | Target Attainment |
|-----------------------|-------------------|
| Level1 | 0.5>1.0 |
| Level2 | 1.0>1.5 |
| Level3 | 1.5>2.0 |
| Level4 | 2.0>2.5 |
| Level5 | 2.5>3.0 |

| Program Outcome Attainment | | | | | |
|-------------------------------------|---------------------------------------|--|--|-----------------------|---------------|
| Average Attainment by Direct Method | Average Attainment by Indirect Method | 60% of Average Attainment by Direct Method | 40% of Average Attainment by Indirect Method | Average PO Attainment | PO Attainment |
| 3.00 | 3.00 | 1.80 | 1.20 | 3.00 | 100 |

Dee



Dee
Principal
R. C. Patel Arts, Commerce and
Science College, Shirpur

Calculation for Program Outcome Attainment for the Academic Year 2018-19 (B.A. Defence Studies)

Attainment of Course Outcome

| Semester (Theory/ Practical) | Course Code | Course Title | % of Students Passed in External Exam | Level of Attainment | 60% of Attainment Level in end term exam | % of Students Passed in Internal Exam | Level of Attainment | 40% of Attainment Level in end term exam | Attainment of Course Outcome | %CO Attainment |
|------------------------------|-----------------|----------------------------------|---------------------------------------|---------------------|--|---------------------------------------|---------------------|--|------------------------------|----------------|
| 1 | 2 | 3 | 4 | 5 | 6 | 7 | 8 | 9 | 10=6+9 | 11 |
| SEM V | B.A. DEF 351 | International Security Issue- I | 100 | 3 | 1.8 | 100 | 3 | 1.2 | 3 | 100 |
| | | | | | | | | | | |
| SEM VI | B.A.DEF 361 | International Security Issue -II | 100 | 3 | 1.8 | 100 | 3 | 1.2 | 3 | 100 |
| | | | | | | | | | | |
| | | | | | 1.80 | | | 1.20 | 3.00 | 100 |

| | |
|--------|--|
| Level1 | <45% of students scoring more than average marks |
| Level2 | 45-60% of students scoring more than average marks |
| Level3 | >60% of students scoring more than average marks |

| Program Outcome Attainment | | | | | |
|-------------------------------------|---------------------------------------|--|--|-----------------------|-----------------|
| Average Attainment by Direct Method | Average Attainment by Indirect Method | 60% of Average Attainment by Direct Method | 40% of Average Attainment by Indirect Method | Average PO Attainment | % PO Attainment |
| 3.00 | 3.00 | 1.80 | 1.20 | 3.00 | 100 |

| Program Outcome Level | Target Attainment |
|-----------------------|-------------------|
| Level1 | 0.5>1.0 |
| Level2 | 1.0>1.5 |
| Level3 | 1.5>2.0 |
| Level4 | 2.0>2.5 |
| Level5 | 2.5>3.0 |

REMD
Head
Dept. of Defence Studies
R.C. Patel Arts, Com. & Science College
Shirpur.



R. C. Patel
Principal
R. C. Patel Arts, Commerce and
Science College, Shirpur

Calculation for Program Outcome Attainment for the Academic Year 2019-20 (B.A. Defence Studies)
Attainment of Course Outcome

| Semester (Theory/ Practical) | Course Code | Course Title | % of Students Passed in External Exam | Level of Attainment | 60% of Attainment Level in end term exam | % of Students Passed in Internal Exam | Level of Attainment | 40% of Attainment Level in end term exam | Attainment of Course Outcome | %CO Attainment |
|------------------------------|-----------------|-----------------------------------|---------------------------------------|---------------------|--|---------------------------------------|---------------------|--|------------------------------|----------------|
| 1 | 2 | 3 | 4 | 5 | 6 | 7 | 8 | 9 | 10=6+9 | 11 |
| SEM V | B.A. DEF 351 | International Security Issue - I | 100 | 3 | 1.8 | 100 | 3 | 1.2 | 3 | 100 |
| | | | | | | | | | | |
| SEM VI | B.A. DEF 361 | International Security Issue - II | 100 | 3 | 1.8 | 100 | 3 | 1.2 | 3 | 100 |
| | | | | | 1.80 | | | 1.20 | 3.00 | 100 |

| | |
|---------------|--|
| Level1 | <45% of students scoring more than average marks |
| Level2 | 45-60% of students scoring more than average marks |
| Level3 | >60% of students scoring more than average marks |

| Program Outcome Attainment | | | | | |
|-------------------------------------|---------------------------------------|--|--|-----------------------|-----------------|
| Average Attainment by Direct Method | Average Attainment by Indirect Method | 60% of Average Attainment by Direct Method | 40% of Average Attainment by Indirect Method | Average PO Attainment | % PO Attainment |
| 3.00 | 3.00 | 1.80 | 1.20 | 3.00 | 100 |

| Program Outcome Level | Target Attainment |
|-----------------------|-------------------|
| Level1 | 0.5>1.0 |
| Level2 | 1.0>1.5 |
| Level3 | 1.5>2.0 |
| Level4 | 2.0>2.5 |
| Level5 | 2.5>3.0 |


 Head
 Dept. of Defence Studies
 R.C. Patel Arts, Com. & Science College
 Shirpur.




 Principal
 R. C. Patel Arts, Commerce and
 Science College Shirpur

Calculation for Program Outcome Attainment for the Academic Year 2020-21 (B.A. Defence Studies)

Attainment of Course Outcome

| Semester (Theory/Practical) | Course Code | Course Title | % of Students Passed in External Exam | Level of Attainment | 60% of Attainment Level in end term exam | % of Students Passed in Internal Exam | Level of Attainment | 40% of Attainment Level in end term exam | Attainment of Course Outcome | % CO Attainment |
|-----------------------------|-----------------|--------------------------------------|---------------------------------------|---------------------|--|---------------------------------------|---------------------|--|------------------------------|-----------------|
| 1 | 2 | 3 | 4 | 5 | 6 | 7 | 8 | 9 | 10=6+9 | 11 |
| SEM V | B.A.DEF 351 | International Security Issue I | 93.98 | 3 | 1.8 | 100 | 3 | 1.2 | 3 | 100 |
| | B.A.DEF 355 | Disaster Management And Security -I | 100 | 3 | 1.8 | 100 | 3 | 1.2 | 3 | 100 |
| SEM VI | B.A. DEF 361 | International Security Issue II | 94 | 3 | 1.8 | 100 | 3 | 1.2 | 3 | 100 |
| | B.A. DEF 365 | Disaster Management And Security -II | 97.61 | 3 | 1.8 | 100 | 3 | 1.2 | 3 | 100 |
| | | | | | 1.80 | | | 1.20 | 3.00 | 100 |

| | |
|--------|--|
| Level1 | <45% of students scoring more than average marks |
| Level2 | 45-60% of students scoring more than average marks |
| Level3 | >60% of students scoring more than average marks |

| Program Outcome Level | Target Attainment |
|-----------------------|-------------------|
| Level1 | 0.5>1.0 |
| Level2 | 1.0>1.5 |
| Level3 | 1.5>2.0 |
| Level4 | 2.0>2.5 |
| Level5 | 2.5>3.0 |

| Program Outcome Attainment | | | | | |
|-------------------------------------|---------------------------------------|--|--|-----------------------|-----------------|
| Average Attainment by Direct Method | Average Attainment by Indirect Method | 60% of Average Attainment by Direct Method | 40% of Average Attainment by Indirect Method | Average PO Attainment | % PO Attainment |
| 3.00 | 3.00 | 1.80 | 1.20 | 3.00 | 100 |

Rsh
Head
Dept. of Defence Studies
R.C. Patel Arts, Com. & Science College
Shirpur.



Deatle
Principal
R. C. Patel Arts, Commerce and
Science College, Shirpur

Calculation for Program Outcome Attainment for the Academic Year 2021-22 (B.A. Defence Studies)

Attainment of Course Outcome

| Semester (Theory/Practical) | Course Code | Course Title | % of Students Passed in External Exam | Level of Attainment | 60% of Attainment Level in end term exam | % of Students Passed in Internal Exam | Level of Attainment | 40% of Attainment Level in end term exam | Attainment of Course Outcome | %CO Attainment |
|-----------------------------|-----------------|--------------------------------------|---------------------------------------|---------------------|--|---------------------------------------|---------------------|--|------------------------------|----------------|
| 1 | 2 | 3 | 4 | 5 | 6 | 7 | 8 | 9 | 10=6+9 | 11 |
| SEM V | B.A. DEF 351 | International Security Issue I | 81.96 | 3 | 1.8 | 100 | 3 | 1.2 | 3 | 100 |
| | B.A. DEF 355 | Disaster Management And Security -I | 92.68 | 3 | 1.8 | 100 | 3 | 1.2 | 3 | 100 |
| SEM VI | B.A. DEF 361 | International Security Issue - II | 100 | 3 | 1.8 | 100 | 3 | 1.2 | 3 | 100 |
| | B.A. DEF 365 | Disaster Management And Security -II | 100 | 3 | 1.8 | 100 | 3 | 1.2 | 3 | 100 |
| | | | | | 1.80 | | | 1.20 | 3.00 | 100 |

| | |
|--------|--|
| Level1 | <45% of students scoring more than average marks |
| Level2 | 45-60% of students scoring more than average marks |
| Level3 | >60% of students scoring more than average marks |

| Program Outcome Level | Target Attainment |
|-----------------------|-------------------|
| Level1 | 0.5>1.0 |
| Level2 | 1.0>1.5 |
| Level3 | 1.5>2.0 |
| Level4 | 2.0>2.5 |
| Level5 | 2.5>3.0 |

| Program Outcome Attainment | | | | | |
|-------------------------------------|---------------------------------------|--|--|-----------------------|-----------------|
| Average Attainment by Direct Method | Average Attainment by Indirect Method | 60% of Average Attainment by Direct Method | 40% of Average Attainment by Indirect Method | Average PO Attainment | % PO Attainment |
| 3.00 | 3.00 | 1.80 | 1.20 | 3.00 | 100 |

Rsh
Head
Dept. of Defence Studies
R.C. Patel Arts, Com. & Science College
Shirpur.



Roshil
Principal
R. C. Patel Arts, Commerce and
Science College, Shirpur

Calculation for Program Outcome Attainment for the Academic Year 2022-23 (B.A. Defence Studies)

Attainment of Course Outcome

| Semester (Theory/ Practical) | Course Code | Course Title | % of Students Passed in External Exam | Level of Attainment | 60% of Attainment Level in end term exam | % of Students Passed in Internal Exam | Level of Attainment | 40% of Attainment Level in end term exam | Attainment of Course | %CO Attainment |
|------------------------------|-------------|---------------------------------------|---------------------------------------|---------------------|--|---------------------------------------|---------------------|--|----------------------|----------------|
| 1 | 2 | 3 | 4 | 5 | 6 | 7 | 8 | 9 | 10=6+9 | 11 |
| SEM V | B.A.DEF 351 | International Security Issue I | 97.95 | 3 | 1.8 | 100 | 3 | 1.2 | 3 | 100 |
| | B.A.DEF 355 | Disaster Management and Security -I | 92 | 3 | 1.8 | 100 | 3 | 1.2 | 3 | 100 |
| SEM VI | B.A.DEF 361 | International Security Issue II | 97.82 | 3 | 1.8 | 100 | 3 | 1.2 | 3 | 100 |
| | B.A.DEF 365 | Disaster Management and Security - II | 100 | 3 | 1.8 | 100 | 3 | 1.2 | 3 | 100 |
| | | | | | 1.80 | | | 1.20 | 3.00 | 100 |

| | |
|---------------|--|
| Level1 | <45% of students scoring more than average marks |
| Level2 | 45-60% of students scoring more than average marks |
| Level3 | >60% of students scoring more than average marks |

| Program Outcome Attainment | | | | | |
|-------------------------------------|---------------------------------------|--|--|-----------------------|----------------|
| Average Attainment by Direct Method | Average Attainment by Indirect Method | 60% of Average Attainment by Direct Method | 40% of Average Attainment by Indirect Method | Average PO Attainment | %PO Attainment |
| 3.00 | 3.00 | 1.80 | 1.20 | 3.00 | 100 |

| Program Outcome Level | Target Attainment |
|-----------------------|-------------------|
| Level1 | 0.5>1.0 |
| Level2 | 1.0>1.5 |
| Level3 | 1.5>2.0 |
| Level4 | 2.0>2.5 |
| Level5 | 2.5>3.0 |

Ratn
Head
 Dept. of Defence Studies
 R.C. Patel Arts, Com. & Science College
 Shirpur.



Devali
Principal
 R. C. Patel Arts, Commerce and
 Science College, Shirpur

Calculation for Program Outcome Attainment for the Academic Year 2018-19 (Economics)

Attainment of Course Outcome

| Semester (Theory /Practical) | Course Code | Course Title | % of Students Passed in External Exam | Level of Attainment | 60% of Attainment Level in end term exam | % of Students Passed in Internal Exam | Level of Attainment | 40% of Attainment Level in end term exam | Attainment of Course Outcome | % CO Attainment |
|------------------------------|-------------|-----------------------------|---------------------------------------|---------------------|--|---------------------------------------|---------------------|--|------------------------------|-----------------|
| 1 | 2 | 3 | 4 | 5 | 6 | 7 | 8 | 9 | 10=6+9 | 11 |
| SEM III | GEN | Indian economics since 1980 | 80 | 3 | 1.8 | 100 | 3 | 1.2 | 3 | 100 |
| SEM IV | GEN | Indian economics since 1980 | 86 | 3 | 1.8 | 100 | 3 | 1.2 | 3 | 100 |
| | | | | | 1.80 | | | 1.20 | 3.00 | 100 |

| | |
|--------|--|
| Level1 | <45% of students scoring more than average marks |
| Level2 | 45-60% of students scoring more than average marks |
| Level3 | >60% of students scoring more than average marks |

| Program Outcome Level | Target Attainment |
|-----------------------|-------------------|
| Level1 | 0.5>1.0 |
| Level2 | 1.0>1.5 |
| Level3 | 1.5>2.0 |
| Level4 | 2.0>2.5 |
| Level5 | 2.5>3.0 |

Program Outcome Attainment

| Average Attainment by Direct Method | Average Attainment by Indirect Method | 60% of Average Attainment by Direct Method | 40% of Average Attainment by Indirect Method | Average PO Attainment | %PO Attainment |
|-------------------------------------|---------------------------------------|--|--|-----------------------|----------------|
| 3.00 | 3.00 | 1.80 | 1.20 | 3.00 | 100 |

Agsonanker
Head of Department



Deatral
Principal

R. C. Patel Arts, Commerce and Science College, Shirpur

Calculation for Program Outcome Attainment for the Academic Year 2019-20 (Economics)

Attainment of Course Outcome

| Semester (Theory /Practical) | Course Code | Course Title | % of Students Passed in External Exam | Level of Attainment | 60% of Attainment Level in end term exam | % of Students Passed in Internal Exam | Level of Attainment | 40% of Attainment Level in end term exam | Attainment of Course Outcome | % CO Attainment |
|------------------------------|-------------|-----------------------------|---------------------------------------|---------------------|--|---------------------------------------|---------------------|--|------------------------------|-----------------|
| 1 | 2 | 3 | 4 | 5 | 6 | 7 | 8 | 9 | 10=6+9 | 11 |
| SEM III | GEN | Indian economics since 1980 | 100 | 3 | 1.8 | 100 | 3 | 1.2 | 3 | 100 |
| SEM IV | GEN | Indian economics since 1980 | 100 | 3 | 1.8 | 100 | 3 | 1.2 | 3 | 100 |
| | | | | | 1.80 | | | 1.20 | 3.00 | 100 |

| | |
|--------|--|
| Level1 | <45% of students scoring more than average marks |
| Level2 | 45-60% of students scoring more than average marks |
| Level3 | >60% of students scoring more than average marks |

| Program Outcome Level | Target Attainment |
|-----------------------|-------------------|
| Level1 | 0.5>1.0 |
| Level2 | 1.0>1.5 |
| Level3 | 1.5>2.0 |
| Level4 | 2.0>2.5 |
| Level5 | 2.5>3.0 |

Program Outcome Attainment

| Average Attainment by Direct Method | Average Attainment by Indirect Method | 60% of Average Attainment by Direct Method | 40% of Average Attainment by Indirect Method | Average PO Attainment | %PO Attainment |
|-------------------------------------|---------------------------------------|--|--|-----------------------|----------------|
| 3.00 | 3.00 | 1.80 | 1.20 | 3.00 | 100 |

A. J. Sonawale
Head of Department
Commerce



R. C. Patel
Principal
R. C. Patel Arts, Commerce and
Science College, Shirpur

Calculation for Program Outcome Attainment for the Academic Year 2020-21 (Economics)

Attainment of Course Outcome

| Semester (Theory /Practical) | Course Code | Course Title | % of Students Passed in External Exam | Level of Attainment | 60% of Attainment Level in end term exam | % of Students Passed in Internal Exam | Level of Attainment | 40% of Attainment Level in end term exam | Attainment of Course Outcome | % CO Attainment |
|------------------------------|-------------|-----------------------------|---------------------------------------|---------------------|--|---------------------------------------|---------------------|--|------------------------------|-----------------|
| 1 | 2 | 3 | 4 | 5 | 6 | 7 | 8 | 9 | 10=6+9 | 11 |
| SEM III | GEN | Indian economics since 1980 | 91 | 3 | 1.8 | 100 | 3 | 1.2 | 3 | 100 |
| SEM IV | GEN | Indian economics since 1980 | 100 | 3 | 1.8 | 100 | 3 | 1.2 | 3 | 100 |
| | | | | | 1.80 | | | 1.20 | 3.00 | 100 |

| | |
|--------|--|
| Level1 | <45% of students scoring more than average marks |
| Level2 | 45-60% of students scoring more than average marks |
| Level3 | >60% of students scoring more than average marks |

Program Outcome Attainment

| Average Attainment by Direct Method | Average Attainment by Indirect Method | 60% of Average Attainment by Direct Method | 40% of Average Attainment by Indirect Method | Average PO Attainment | %PO Attainment |
|-------------------------------------|---------------------------------------|--|--|-----------------------|----------------|
| 3.00 | 3.00 | 1.80 | 1.20 | 3.00 | 100 |

| Program Outcome Level | Target Attainment |
|-----------------------|-------------------|
| Level1 | 0.5>1.0 |
| Level2 | 1.0>1.5 |
| Level3 | 1.5>2.0 |
| Level4 | 2.0>2.5 |
| Level5 | 2.5>3.0 |

Agsonawala
Head of Department
Economics



R. C. Patel
Principal
R. C. Patel Arts, Commerce and Science College, Shirpur

Calculation for Program Outcome Attainment for the Academic Year 2021-2022 (Economics)

Attainment of Course Outcome

| Semester (Theory /Practical) | Course Code | Course Title | % of Students Passed in External Exam | Level of Attainment | 60% of Attainment Level in end term exam | % of Students Passed in Internal Exam | Level of Attainment | 40% of Attainment Level in end term exam | Attainment of Course Outcome | % CO Attainment |
|------------------------------|-------------|-----------------------------|---------------------------------------|---------------------|--|---------------------------------------|---------------------|--|------------------------------|-----------------|
| 1 | 2 | 3 | 4 | 5 | 6 | 7 | 8 | 9 | 10=6+9 | 11 |
| SEM III | GEN | Indian economics since 1980 | 100 | 3 | 1.8 | 98 | 3 | 1.2 | 3 | 100 |
| SEM IV | GEN | Indian economics since 1980 | 100 | 3 | 1.8 | 100 | 3 | 1.2 | 3 | 100 |
| | | | | | 1.80 | | | 1.20 | 3.00 | 100 |

| | |
|--------|--|
| Level1 | <45% of students scoring more than average marks |
| Level2 | 45-60% of students scoring more than average marks |
| Level3 | >60% of students scoring more than average marks |

| Program Outcome Attainment | | | | | |
|-------------------------------------|---------------------------------------|--|--|-----------------------|----------------|
| Average Attainment by Direct Method | Average Attainment by Indirect Method | 60% of Average Attainment by Direct Method | 40% of Average Attainment by Indirect Method | Average PO Attainment | %PO Attainment |
| 3.00 | 3.00 | 1.80 | 1.20 | 3.00 | 100 |

| Program Outcome Level | Target Attainment |
|-----------------------|-------------------|
| Level1 | 0.5>1.0 |
| Level2 | 1.0>1.5 |
| Level3 | 1.5>2.0 |
| Level4 | 2.0>2.5 |
| Level5 | 2.5>3.0 |

Handwritten signature
Head of Department



Handwritten signature
Principal
R. C. Patel Arts, Commerce and
Science College, Shirpur

Calculation for Program Outcome Attainment for the Academic Year 2022-2023 (Economics)

Attainment of Course Outcome

| Semester (Theory /Practical) | Course Code | Course Title | % of Students Passed in External Exam | Level of Attainment | 60% of Attainment Level in end term exam | % of Students Passed in Internal Exam | Level of Attainment | 40% of Attainment Level in end term exam | Attainment of Course Outcome | % CO Attainment |
|------------------------------|-------------|-----------------------------|---------------------------------------|---------------------|--|---------------------------------------|---------------------|--|------------------------------|-----------------|
| 1 | 2 | 3 | 4 | 5 | 6 | 7 | 8 | 9 | 10=6+9 | 11 |
| SEM III | GEN | Indian economics since 1980 | 100 | 3 | 1.8 | 100 | 3 | 1.2 | 3 | 100 |
| SEM IV | GEN | Indian economics since 1980 | 100 | 3 | 1.8 | 100 | 3 | 1.2 | 3 | 100 |
| | | | | | 1.80 | | | 1.20 | 3.00 | 100 |

| | |
|--------|--|
| Level1 | <45% of students scoring more than average marks |
| Level2 | 45-60% of students scoring more than average marks |
| Level3 | >60% of students scoring more than average marks |

| Program Outcome Level | Target Attainment |
|-----------------------|-------------------|
| Level1 | 0.5>1.0 |
| Level2 | 1.0>1.5 |
| Level3 | 1.5>2.0 |
| Level4 | 2.0>2.5 |
| Level5 | 2.5>3.0 |

| Program Outcome Attainment | | | | | |
|-------------------------------------|---------------------------------------|--|--|-----------------------|----------------|
| Average Attainment by Direct Method | Average Attainment by Indirect Method | 60% of Average Attainment by Direct Method | 40% of Average Attainment by Indirect Method | Average PO Attainment | %PO Attainment |
| 3.00 | 3.00 | 1.80 | 1.20 | 3.00 | 100 |

Head of Department
R.C. Patel Arts, Commerce and Science College, Shirpur



R. C. Patel
Principal
R. C. Patel Arts, Commerce and Science College, Shirpur

Calculation for Program Outcome Attainment for the Academic Year 2018-19 (B.A.- Political Science Department)

Attainment of Course Outcome

| Semester (Theory/ Practical) | Course Code | Course Title | % of Students Passed in External Exam | Level of Attainment | 60% of Attainment Level in end term exam | % of Students Passed in Internal Exam | Level of Attainment | 40% of Attainment Level in end term exam | Attainment of Course Outcome | %CO Attainment |
|------------------------------|-------------|-----------------------------|---------------------------------------|---------------------|--|---------------------------------------|---------------------|--|------------------------------|----------------|
| 1 | 2 | 3 | 4 | 5 | 6 | 7 | 8 | 9 | 10=6+9 | 11 |
| SEM V | Pol(G-3) | Indian Political Thinker -I | 93.8 | 3 | 1.8 | 100 | 3 | 1.2 | 3 | 100 |
| | | | | | | | | | | |
| SEM VI | Pol (G-3) | Indian Political Thinker-II | 100 | 3 | 1.8 | 100 | 3 | 1.2 | 3 | 100 |
| | | | | | 1.80 | | | 1.20 | 3.00 | 100 |

Program Outcome Attainment

| | |
|---------------|--|
| Level1 | <45% of students scoring more than average marks |
| Level2 | 45-60% of students scoring more than average marks |
| Level3 | >60% of students scoring more than average marks |

| Average Attainment by Direct Method | Average Attainment by Indirect Method | 60% of Average Attainment by Direct Method | 40% of Average Attainment by Indirect Method | Average PO Attainment | % PO Attainment |
|-------------------------------------|---------------------------------------|--|--|-----------------------|-----------------|
| 3.00 | 3.00 | 1.80 | 1.20 | 3.00 | 100 |

| Program Outcome Level | Target Attainment |
|-----------------------|-------------------|
| Level1 | 0.5>1.0 |
| Level2 | 1.0>1.5 |
| Level3 | 1.5>2.0 |
| Level4 | 2.0>2.5 |
| Level5 | 2.5>3.0 |

G. R. Singh
Head of Department



R. C. Patel
Principal
R. C. Patel Arts, Commerce and
Science College, Shirpur

Calculation for Program Outcome Attainment for the Academic Year 2019 - 20 (B.A.- Political Science Department)

Attainment of Course Outcome

| Semester (Theory/ Practical) | Course Code | Course Title | % of Students Passed In External Exam | Level of Attainment | 60% of Attainment Level in end term exam | % of Students Passed in Internal Exam | Level of Attainment | 40% of Attainment Level in end term exam | Attainment of Course Outcome | %CO Attainment |
|------------------------------|-------------|------------------------------|---------------------------------------|---------------------|--|---------------------------------------|---------------------|--|------------------------------|----------------|
| 1 | 2 | 3 | 4 | 5 | 6 | 7 | 8 | 9 | 10=6+9 | 11 |
| SEM V | Pol(G-3) | Indian Political Thinker -I | 100 | 3 | 1.8 | 100 | 3 | 1.2 | 3 | 100 |
| | Pol(G-3) | Indian Political Thinker -II | 100 | 3 | 1.8 | 100 | 3 | 1.2 | 3 | 100 |
| SEM VI | | | | | 1.80 | | | 1.20 | 3.00 | 100 |
| | | | | | | | | | | |

| | |
|---------------|--|
| Level1 | <45% of students scoring more than average marks |
| Level2 | 45-60% of students scoring more than average marks |
| Level3 | >60% of students scoring more than average marks |

| Program Outcome Level | Target Attainment |
|-----------------------|-------------------|
| Level1 | 0.5>1.0 |
| Level2 | 1.0>1.5 |
| Level3 | 1.5>2.0 |
| Level4 | 2.0>2.5 |
| Level5 | 2.5>3.0 |

| Program Outcome Attainment | | | | | |
|-------------------------------------|---------------------------------------|--|--|-----------------------|----------------|
| Average Attainment by Direct Method | Average Attainment by Indirect Method | 60% of Average Attainment by Direct Method | 40% of Average Attainment by Indirect Method | Average PO Attainment | %PO Attainment |
| 3.00 | 3.00 | 1.80 | 1.20 | 3.00 | 100 |

G. Robinson
Head of Department



R. C. Patel
Principal
R. C. Patel Arts, Commerce and
Science College, Shirpur

Calculation for Program Outcome Attainment for the Academic Year 2020 -21 (B.A.- Political Science Department)
Attainment of Course Outcome

| Semester (Theory/ Practical) | Course Code | Course Title | % of Students Passed in External Exam | Level of Attainment | 60% of Attainment Level in end term exam | % of Students Passed in Internal Exam | Level of Attainment | 40% of Attainment Level in end term exam | Attainment of Course Outcome | %CO |
|------------------------------|-------------|------------------------------|---------------------------------------|---------------------|--|---------------------------------------|---------------------|--|------------------------------|-----|
| 1 | 2 | 3 | 4 | 5 | 6 | 7 | 8 | 9 | 10=6+9 | 11 |
| SEM V | Pol(G-3) | Indian Political Thinker -I | 95.45 | 3 | 1.8 | 100 | 3 | 1.2 | 3 | 100 |
| | | | | | | | | | | |
| SEM VI | Pol(G-3) | Indian Political Thinker -II | 97.42 | 3 | 1.8 | 100 | 3 | 1.2 | 3 | 100 |
| | | | | | 1.80 | | | 1.20 | 3.00 | 100 |

| | |
|---------------|--|
| Level1 | <45% of students scoring more than average marks |
| Level2 | 45-60% of students scoring more than average marks |
| Level3 | >60% of students scoring more than average marks |

| Program Outcome Level | Target Attainment |
|-----------------------|-------------------|
| Level1 | 0.5>1.0 |
| Level2 | 1.0>1.5 |
| Level3 | 1.5>2.0 |
| Level4 | 2.0>2.5 |
| Level5 | 2.5>3.0 |

| Program Outcome Attainment | | | | | |
|-------------------------------------|---------------------------------------|--|--|-----------------------|----------------|
| Average Attainment by Direct Method | Average Attainment by Indirect Method | 60% of Average Attainment by Direct Method | 40% of Average Attainment by Indirect Method | Average PO Attainment | %PO Attainment |
| 3.00 | 3.00 | 1.80 | 1.20 | 3.00 | 100 |

G. G. G. G.
 Head of Department



R. C. Patel
 Principal
 R. C. Patel Arts, Commerce & Science College, Shirpur

Calculation for Program Outcome Attainment for the Academic Year 2021-22 (B.A.- Political Science Department)

Attainment of Course Outcome

| Semester (Theory/ Practical) | Course Code | Course Title | % of Students Passed in External Exam | Level of Attainment | 60% of Attainment Level in end term exam | % of Students Passed in Internal Exam | Level of Attainment | 40% of Attainment Level in end term exam | Attainment of Course Outcome | %CO Attainment |
|------------------------------|-------------|------------------------------|---------------------------------------|---------------------|--|---------------------------------------|---------------------|--|------------------------------|----------------|
| 1 | 2 | 3 | 4 | 5 | 6 | 7 | 8 | 9 | 10=6+9 | 11 |
| SEM V | Pol(G-3) | Indian Political Thinker -I | 93.1 | 3 | 1.8 | 100 | 3 | 1.2 | 3 | 100 |
| | | | | | | | | | | |
| SEM VI | Pol(G-3) | Indian Political Thinker -II | 100 | 3 | 1.8 | 100 | 3 | 1.2 | 3 | 100 |
| | | | | | 1.80 | | | 1.20 | 3.00 | 100 |

| | |
|---------------|--|
| Level1 | <45% of students scoring more than average marks |
| Level2 | 45-60% of students scoring more than average marks |
| Level3 | >60% of students scoring more than average marks |

| Program Outcome Level | Target Attainment |
|-----------------------|-------------------|
| Level1 | 0.5>1.0 |
| Level2 | 1.0>1.5 |
| Level3 | 1.5>2.0 |
| Level4 | 2.0>2.5 |
| Level5 | 2.5>3.0 |

| Program Outcome Attainment | | | | | |
|-------------------------------------|---------------------------------------|--|--|-----------------------|-----------------|
| Average Attainment by Direct Method | Average Attainment by Indirect Method | 60% of Average Attainment by Direct Method | 40% of Average Attainment by Indirect Method | Average PO Attainment | % PO Attainment |
| 3.00 | 3.00 | 1.80 | 1.20 | 3.00 | 100 |

Grahisu
Head of Department



R. C. Patel
Principal
R. C. Patel Arts, Commerce and
Science College, Shirpur

Calculation for Program Outcome Attainment for the Academic Year 2022-23 (B.A.- Political Science Department)

Attainment of Course Outcome

| Semester (Theory/ Practical) | Course Code | Course Title | % of Students Passed in External Exam | Level of Attainment | 60% of Attainment Level in end term exam | % of Students Passed in Internal Exam | Level of Attainment | 40% of Attainment Level in end term exam | Attainment of Course | %CO Attainment |
|------------------------------|-------------|------------------------------|---------------------------------------|---------------------|--|---------------------------------------|---------------------|--|----------------------|----------------|
| 1 | 2 | 3 | 4 | 5 | 6 | 7 | 8 | 9 | 10=6+9 | 11 |
| SEM V | Pol(G-3) | Indian Political Thinker -I | 96.27 | 3 | 1.8 | 100 | 3 | 1.2 | 3 | 100 |
| | | | | | | | | | | |
| SEM VI | Pol(G-3) | Indian Political Thinker -II | 85.71 | 3 | 1.8 | 100 | 3 | 1.2 | 3 | 100 |
| | | | | | | | | | | |
| | | | | | 1.80 | | | 1.20 | 3.00 | 100 |

| | |
|---------------|--|
| Level1 | <45% of students scoring more than average marks |
| Level2 | 45-60% of students scoring more than average marks |
| Level3 | >60% of students scoring more than average marks |

| Program Outcome Level | Target Attainment |
|-----------------------|-------------------|
| Level1 | 0.5>1.0 |
| Level2 | 1.0>1.5 |
| Level3 | 1.5>2.0 |
| Level4 | 2.0>2.5 |
| Level5 | 2.5>3.0 |

| Program Outcome Attainment | | | | | |
|-------------------------------------|---------------------------------------|--|--|-----------------------|----------------|
| Average Attainment by Direct Method | Average Attainment by Indirect Method | 60% of Average Attainment by Direct Method | 40% of Average Attainment by Indirect Method | Average PO Attainment | %PO Attainment |
| 3.00 | 3.00 | 1.80 | 1.20 | 3.00 | 100 |

G. Prashant
Head of Department



Relative
Principal
R. C. Patel Arts, Commerce and
Science College, Shirpur

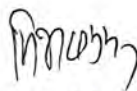
Calculation for Program Outcome Attainment for the Academic Year 2018-19 (B.A.- Psychology Department)

| Attainment of Course Outcome | | | | | | | | | | |
|------------------------------|-------------|----------------------------------|---------------------------------------|---------------------|--|---------------------------------------|---------------------|--|------------------------------|-----------------|
| Semester (Theory/ Practical) | Course Code | Course Title | % of Students Passed in External Exam | Level of Attainment | 60% of Attainment Level in end term exam | % of Students Passed in Internal Exam | Level of Attainment | 40% of Attainment Level in end term exam | Attainment of Course Outcome | % CO Attainment |
| 1 | 2 | 3 | 4 | 5 | 6 | 7 | 8 | 9 | 10=6+9 | 11 |
| SEM V | PSY(G-3) | Modern Applied Psychology | 93.8 | 3 | 1.8 | 100 | 3 | 1.2 | 3 | 100 |
| SEM VI | PSY (G-3) | Applied Psychology & Modern Life | 100 | 3 | 1.8 | 100 | 3 | 1.2 | 3 | 100 |
| | | | | | 1.80 | | | 1.20 | 3.00 | 100 |

| | |
|--------|--|
| Level1 | <45% of students scoring more than average marks |
| Level2 | 45-60% of students scoring more than average marks |
| Level3 | >60% of students scoring more than average marks |

| Program Outcome Level | Target Attainment |
|-----------------------|-------------------|
| Level1 | 0.5>1.0 |
| Level2 | 1.0>1.5 |
| Level3 | 1.5>2.0 |
| Level4 | 2.0>2.5 |
| Level5 | 2.5>3.0 |

| Program Outcome Attainment | | | | | |
|-------------------------------------|---------------------------------------|--|--|-----------------------|----------------|
| Average Attainment by Direct Method | Average Attainment by Indirect Method | 60% of Average Attainment by Direct Method | 40% of Average Attainment by Indirect Method | Average PO Attainment | %PO Attainment |
| 3.00 | 3.00 | 1.80 | 1.20 | 3.00 | 100 |


Head of Department




Principal
R. C. Patel Arts, Commerce and
Science College, Shirpur

**Calculation for Program Outcome Attainment for the Academic Year 2019-20 (B.A.- Psychology Department)
Attainment of Course Outcome**

| Semester (Theory/ Practical) | Course Code | Course Title | % of Students Passed in External Exam | Level of Attainment | 60% of Attainment Level in end term exam | % of Students Passed in Internal Exam | Level of Attainment | 40% of Attainment Level in end term exam | Attainment of Course Outcome | % CO Attainment |
|------------------------------|-------------|----------------------------------|---------------------------------------|---------------------|--|---------------------------------------|---------------------|--|------------------------------|-----------------|
| 1 | 2 | 3 | 4 | 5 | 6 | 7 | 8 | 9 | 10=6+9 | 11 |
| SEM V | Pol(G-3) | Indian Political Thinker -I | 100 | 3 | 1.8 | 100 | 3 | 1.2 | 3 | 100 |
| SEM VI | Pol(G-3) | Applied Psychology & Modern Life | 100 | 3 | 1.8 | 100 | 3 | 1.2 | 3 | 100 |
| | | | | | 1.80 | | | 1.20 | 3.00 | 100 |

| | |
|--------|--|
| Level1 | <45% of students scoring more than average marks |
| Level2 | 45-60% of students scoring more than average marks |
| Level3 | >60% of students scoring more than average marks |

| Program Outcome Level | Target Attainment |
|-----------------------|-------------------|
| Level1 | 0.5>1.0 |
| Level2 | 1.0>1.5 |
| Level3 | 1.5>2.0 |
| Level4 | 2.0>2.5 |
| Level5 | 2.5>3.0 |

| Program Outcome Attainment | | | | | |
|-------------------------------------|---------------------------------------|--|--|-----------------------|----------------|
| Average Attainment by Direct Method | Average Attainment by Indirect Method | 60% of Average Attainment by Direct Method | 40% of Average Attainment by Indirect Method | Average PO Attainment | %PO Attainment |
| 3.00 | 3.00 | 1.80 | 1.20 | 3.00 | 100 |

Moushi
Head of Department



R. C. Patel
Principal
R. C. Patel Arts, Commerce and
Science College, Shirpur

**Calculation for Program Outcome Attainment for the Academic Year 2020-21 (B.A.- Psychology Department)
Attainment of Course Outcome**

| Semester (Theory/ Practical) | Course Code | Course Title | % of Students Passed in External Exam | Level of Attainment | 60% of Attainment Level in end term exam | % of Students Passed in Internal Exam | Level of Attainment | 40% of Attainment Level in end term exam | Attainment of Course Outcome | % CO Attainment |
|--|-------------|-------------------------|--|------------------------|---|---|------------------------|--|------------------------------------|--------------------|
| 1 | 2 | 3 | 4 | 5 | 6 | 7 | 8 | 9 | 10=6+9 | 11 |
| SEM V | Pol(G-3) | Management of | 95.45 | 3 | 1.8 | 100 | 3 | 1.2 | 3 | 100 |
| | | Interpersonal Relations | | | | | | | | |
| SEM VI | Pol(G-3) | Adjustment in Life Span | 97.42 | 3 | 1.8 | 100 | 3 | 1.2 | 3 | 100 |
| | | | | | | | | | | |
| | | | | | 1.80 | | | 1.20 | 3.00 | 100 |

| | |
|---------------|--|
| Level1 | <45% of students scoring more than average marks |
| Level2 | 45-60% of students scoring more than average marks |
| Level3 | >60% of students scoring more than average marks |

| Program Outcome Attainment | | | | | |
|--|---|--|--|--------------------------|-------------------|
| Average Attainment by Direct Method | Average Attainment by Indirect Method | 60% of Average Attainment by Direct Method | 40% of Average Attainment by Indirect Method | Average PO Attainment | %PO Attainment |
| 3.00 | 3.00 | 1.80 | 1.20 | 3.00 | 100 |

| Program Outcome Level | Target Attainment |
|-----------------------|-------------------|
| Level1 | 0.5>1.0 |
| Level2 | 1.0>1.5 |
| Level3 | 1.5>2.0 |
| Level4 | 2.0>2.5 |
| Level5 | 2.5>3.0 |

M. K. Patil
Head of Department



R. C. Patel
Principal
R. C. Patel Arts, Commerce and
Science College, Shirpur

Calculation for Program Outcome Attainment for the Academic Year 2021-22 (B.A.- Psychology Department)
Attainment of Course Outcome

| Semester (Theory/ Practical) | Course Code | Course Title | % of Students Passed in External Exam | Level of Attainment | 60% of Attainment Level in end term exam | % of Students Passed in Internal Exam | Level of Attainment | 40% of Attainment Level in end term exam | Attainment of Course Outcome | % CO Attainment |
|------------------------------|-------------|-------------------------|---------------------------------------|---------------------|--|---------------------------------------|---------------------|--|------------------------------|-----------------|
| 1 | 2 | 3 | 4 | 5 | 6 | 7 | 8 | 9 | 10=6+9 | 11 |
| SEM V | Pol(G-3) | Management of | | | | | | | | |
| | | Interpersonal Relations | 93.1 | 3 | 1.8 | 100 | 3 | 1.2 | 3 | 100 |
| SEM VI | Pol(G-3) | Adjustment in Life Span | 100 | 3 | 1.8 | 100 | 3 | 1.2 | 3 | 100 |
| | | | | | 1.80 | | | 1.20 | 3.00 | 100 |

| | |
|---------------|--|
| Level1 | <45% of students scoring more than average marks |
| Level2 | 45-60% of students scoring more than average marks |
| Level3 | >60% of students scoring more than average marks |

| Program Outcome Level | Target Attainment |
|-----------------------|-------------------|
| Level1 | 0.5>1.0 |
| Level2 | 1.0>1.5 |
| Level3 | 1.5>2.0 |
| Level4 | 2.0>2.5 |
| Level5 | 2.5>3.0 |

| Program Outcome Attainment | | | | | |
|-------------------------------------|---------------------------------------|--|--|-----------------------|----------------|
| Average Attainment by Direct Method | Average Attainment by Indirect Method | 60% of Average Attainment by Direct Method | 40% of Average Attainment by Indirect Method | Average PO Attainment | %PO Attainment |
| 3.00 | 3.00 | 1.80 | 1.20 | 3.00 | 100 |

17/08/22
Head of Department



Beate
Principal
 R. C. Patel Arts, Commerce and
 Science College, Shirpur

Calculation for Program Outcome Attainment for the Academic Year 2022-23 (B.A.- Psychology Department)

Attainment of Course Outcome

| Semester (Theory/ Practical) | Course Code | Course Title | % of Students Passed in External Exam | Level of Attainment | 60% of Attainment Level in end term exam | % of Students Passed in Internal Exam | Level of Attainment | 40% of Attainment Level in end term exam | Attainment of Course Outcome | % CO Attainment |
|------------------------------|-------------|---------------------------------------|---------------------------------------|---------------------|--|---------------------------------------|---------------------|--|------------------------------|-----------------|
| 1 | 2 | 3 | 4 | 5 | 6 | 7 | 8 | 9 | 10=6+9 | 11 |
| SEM V | Pol(G-3) | Management of Interpersonal Relations | 96.27 | 3 | 1.8 | 100 | 3 | 1.2 | 3 | 100 |
| | | | | | | | | | | |
| SEM VI | Pol(G-3) | Adjustment in Life Span | 85.71 | 3 | 1.8 | 100 | 3 | 1.2 | 3 | 100 |
| | | | | | 1.80 | | | 1.20 | 3.00 | 100 |

| | |
|--------|--|
| Level1 | <45% of students scoring more than average marks |
| Level2 | 45-60% of students scoring more than average marks |
| Level3 | >60% of students scoring more than average marks |

| Program Outcome Level | Target Attainment |
|-----------------------|-------------------|
| Level1 | 0.5>1.0 |
| Level2 | 1.0>1.5 |
| Level3 | 1.5>2.0 |
| Level4 | 2.0>2.5 |
| Level5 | 2.5>3.0 |

| Program Outcome Attainment | | | | | |
|-------------------------------------|---------------------------------------|--|--|-----------------------|----------------|
| Average Attainment by Direct Method | Average Attainment by Indirect Method | 60% of Average Attainment by Direct Method | 40% of Average Attainment by Indirect Method | Average PO Attainment | %PO Attainment |
| 3.00 | 3.00 | 1.80 | 1.20 | 3.00 | 100 |

Ingo33
Head of Department



R. C. Patel
Principal
 R. C. Patel Arts, Commerce and Science College, Shirpur

Calculation for Program Outcome Attainment for the Academic Year 2018-19 (BMS E-COM)

| Attainment of Course Outcome | | | | | | | | | | |
|--------------------------------|----------------|---------------------------------------|--|------------------------|--|--|------------------------|--|------------------------------------|-------------------|
| Semester (Theory/Practical) | Course Code | Course Title | % of Students Passed in External Exam | Level of Attainment | 60% of Attainment Level in end term exam | % of Students Passed in Internal Exam | Level of Attainment | 40% of Attainment Level in end term exam | Attainment of Course Outcome | %CO Attainment |
| 1 | 2 | 3 | 4 | 5 | 6 | 7 | 8 | 9 | 10=6+9 | 11 |
| SEM V | E5.1 | Entrepreneurship Development | 75 | 3 | 1.8 | 100 | 3 | 1.2 | 3 | 100 |
| | E5.2 | Marketing Management | 65 | 3 | 1.8 | 100 | 3 | 1.2 | 3 | 100 |
| | E5.3 | Introduction to Scripting Language | 80 | 3 | 1.8 | 100 | 3 | 1.2 | 3 | 100 |
| | E5.4 | SAD | 85 | 3 | 1.8 | 100 | 3 | 1.2 | 3 | 100 |
| | E5.5 | ASP.NET | 100 | 3 | 1.8 | 100 | 3 | 1.2 | 3 | 100 |
| | E5.6 | Practical on ASP.NET | 100 | 3 | 1.8 | 100 | 3 | 1.2 | 3 | 100 |
| | E5.7 | Practical on Scripting Language | 100 | 3 | 1.8 | 100 | 3 | 1.2 | 3 | 100 |
| SEM VI | E6.1 | Introduction to Banking and Insurance | 76 | 3 | 1.8 | 100 | 3 | 1.2 | 3 | 100 |
| | E6.2 | HRM | 89 | 3 | 1.8 | 100 | 3 | 1.2 | 3 | 100 |
| | E6.3 | ISA | 100 | 3 | 1.8 | 100 | 3 | 1.2 | 3 | 100 |
| | E6.4 | ERP | 82 | 3 | 1.8 | 100 | 3 | 1.2 | 3 | 100 |
| | E6.5 | PHP & MySQL | 78 | 3 | 1.8 | 100 | 3 | 1.2 | 3 | 100 |
| | E6.6 | Practical on PHP & MySQL | 100 | 3 | 1.8 | 100 | 3 | 1.2 | 3 | 100 |
| | E6.7 | Project Work | 100 | 3 | 1.8 | 100 | 3 | 1.2 | 3 | 100 |

| | |
|--------|--|
| Level1 | <45% of students scoring more than average marks |
| Level2 | 45-60% of students scoring more than average marks |
| Level3 | >60% of students scoring more than average marks |

| Program Outcome Attainment | | | | | |
|-------------------------------------|---------------------------------------|--|--|-----------------------|-----------------|
| Average Attainment by Direct Method | Average Attainment by Indirect Method | 60% of Average Attainment by Direct Method | 40% of Average Attainment by Indirect Method | Average PO Attainment | % PO Attainment |
| 3.00 | 3.00 | 1.80 | 1.20 | 3.00 | 100 |

| Program Outcome Level | Target Attainment |
|-----------------------|-------------------|
| Level1 | 0.5>1.0 |
| Level2 | 1.0>1.5 |
| Level3 | 1.5>2.0 |
| Level4 | 2.0>2.5 |
| Level5 | 2.5>3.0 |


Head of Department
Computer Management
 R.C.Patel Arts, Comm. & Sci. College
 Shirdpur Dist Dhule




Principal
 R. C. Patel Arts, Commerce and
 Science College Shirdpur

Calculation for Program Outcome Attainment for the Academic Year 2019-2020 (BMS E-COM)

Attainment of Course Outcome

| Semester (Theory/ Practical) | Course Code | Course Title | % of Students Passed in External Exam | Level of Attainment | 60% of Attainment Level in end term exam | % of Students Passed in Internal Exam | Level of Attainment | 40% of Attainment Level in end term exam | Attainment of Course Outcome | %CO Attainment |
|------------------------------------|----------------|---------------------------------------|---|------------------------|--|---|------------------------|--|------------------------------------|-------------------|
| 1 | 2 | 3 | 4 | 5 | 6 | 7 | 8 | 9 | 10=6+9 | 11 |
| SEM V | E5.1 | Entrepreneurship Development | 100 | 3 | 1.8 | 100 | 3 | 1.2 | 3 | 100 |
| | E5.2 | Marketing Management | 100 | 3 | 1.8 | 100 | 3 | 1.2 | 3 | 100 |
| | E5.3 | Introduction to Scripting Language | 100 | 3 | 1.8 | 100 | 3 | 1.2 | 3 | 100 |
| | E5.4 | SAD | 100 | 3 | 1.8 | 100 | 3 | 1.2 | 3 | 100 |
| | E5.5 | ASP.NET | 100 | 3 | 1.8 | 100 | 3 | 1.2 | 3 | 100 |
| | E5.6 | Practical on ASP.NET | 100 | 3 | 1.8 | 100 | 3 | 1.2 | 3 | 100 |
| | E5.7 | Practical on Scripting Language | 100 | 3 | 1.8 | 100 | 3 | 1.2 | 3 | 100 |
| SEM VI | E6.1 | Introduction to Banking and Insurance | 100 | 3 | 1.8 | 100 | 3 | 1.2 | 3 | 100 |
| | E6.2 | HRM | 100 | 3 | 1.8 | 100 | 3 | 1.2 | 3 | 100 |
| | E6.3 | ISA | 100 | 3 | 1.8 | 100 | 3 | 1.2 | 3 | 100 |
| | E6.4 | ERP | 100 | 3 | 1.8 | 100 | 3 | 1.2 | 3 | 100 |
| | E6.5 | PHP & MySQL | 100 | 3 | 1.8 | 100 | 3 | 1.2 | 3 | 100 |
| | E6.6 | Practical on PHP & MySQL | 100 | 3 | 1.8 | 100 | 3 | 1.2 | 3 | 100 |
| | E6.7 | Project Work | 100 | 3 | 1.8 | 100 | 3 | 1.2 | 3 | 100 |

| | |
|--------|--|
| Level1 | <45% of students scoring more than average marks |
| Level2 | 45-60% of students scoring more than average marks |
| Level3 | >60% of students scoring more than average marks |

| Program Outcome Level | Target Attainment |
|-----------------------|-------------------|
| Level1 | 0.5>1.0 |
| Level2 | 1.0>1.5 |
| Level3 | 1.5>2.0 |
| Level4 | 2.0>2.5 |
| Level5 | 2.5>3.0 |

| Program Outcome Attainment | | | | | |
|-------------------------------------|---------------------------------------|--|--|-----------------------|----------------|
| Average Attainment by Direct Method | Average Attainment by Indirect Method | 60% of Average Attainment by Direct Method | 40% of Average Attainment by Indirect Method | Average PO Attainment | %PO Attainment |
| 3.00 | 3.00 | 1.80 | 1.20 | 3.00 | 100 |

H. Bahl
Head of Department
Computer Management
 R.C.Patel Arts, Comm. & Sci. College
 Shirpur Dist Dhule



R. C. Patel
Principal
 R. C. Patel Arts, Commerce and
 Science College, Shirpur

Calculation for Program Outcome Attainment for the Academic Year 2020-2021 (BMS E-COM)

Attainment of Course Outcome

| Semester (Theory/ Practical) | Course Code | Course Title | % of Students Passed in External Exam | Level of Attainment | 60% of Attainment Level in end term exam | % of Students Passed in Internal Exam | Level of Attainment | 40% of Attainment Level in end term exam | Attainment of Course Outcome | %CO Attainment |
|------------------------------|-------------|---------------------------------------|---------------------------------------|---------------------|--|---------------------------------------|---------------------|--|------------------------------|----------------|
| 1 | 2 | 3 | 4 | 5 | 6 | 7 | 8 | 9 | 10=6+9 | 11 |
| SEM V | E5.1 | Entrepreneurship Development | 100 | 3 | 1.8 | 100 | 3 | 1.2 | 3 | 100 |
| | E5.2 | Marketing Management | 100 | 3 | 1.8 | 100 | 3 | 1.2 | 3 | 100 |
| | E5.3 | Introduction to Scripting Language | 100 | 3 | 1.8 | 100 | 3 | 1.2 | 3 | 100 |
| | E5.4 | SAD | 100 | 3 | 1.8 | 100 | 3 | 1.2 | 3 | 100 |
| | E5.5 | ASP.NET | 100 | 3 | 1.8 | 100 | 3 | 1.2 | 3 | 100 |
| | E5.6 | Practical on ASP.NET | 100 | 3 | 1.8 | 100 | 3 | 1.2 | 3 | 100 |
| | E5.7 | Practical on Scripting Language | 100 | 3 | 1.8 | 100 | 3 | 1.2 | 3 | 100 |
| SEM VI | E6.1 | Introduction to Banking and Insurance | 100 | 3 | 1.8 | 100 | 3 | 1.2 | 3 | 100 |
| | E6.2 | HRM | 100 | 3 | 1.8 | 100 | 3 | 1.2 | 3 | 100 |
| | E6.3 | ISA | 100 | 3 | 1.8 | 100 | 3 | 1.2 | 3 | 100 |
| | E6.4 | ERP | 100 | 3 | 1.8 | 100 | 3 | 1.2 | 3 | 100 |
| | E6.5 | PHP & MySQL | 100 | 3 | 1.8 | 100 | 3 | 1.2 | 3 | 100 |
| | E6.6 | Practical on PHP & MySQL | 100 | 3 | 1.8 | 100 | 3 | 1.2 | 3 | 100 |
| | E6.7 | Project Work | 100 | 3 | 1.8 | 100 | 3 | 1.2 | 3 | 100 |

| | |
|--------|--|
| Level1 | <45% of students scoring more than average marks |
| Level2 | 45-60% of students scoring more than average marks |
| Level3 | >60% of students scoring more than average marks |

| Program Outcome Level | Target Attainment |
|-----------------------|-------------------|
| Level1 | 0.5>1.0 |
| Level2 | 1.0>1.5 |
| Level3 | 1.5>2.0 |
| Level4 | 2.0>2.5 |
| Level5 | 2.5>3.0 |

| Program Outcome Attainment | | | | | |
|-------------------------------------|---------------------------------------|--|--|-----------------------|----------------|
| Average Attainment by Direct Method | Average Attainment by Indirect Method | 60% of Average Attainment by Direct Method | 40% of Average Attainment by Indirect Method | Average PO Attainment | %PO Attainment |
| 3.00 | 3.00 | 1.80 | 1.20 | 3.00 | 100 |

H. Patil
Head of Department
Computer Management
 R.C.Patel Arts, Comm. & Sci. College
 Shirpur Dist Dhule



R. C. Patel
Principal
 R. C. Patel Arts, Commerce and
 Science College, Shirpur

Calculation for Program Outcome Attainment for the Academic Year 2021-2022 (BMS E-COM)

Attainment of Course Outcome

| Semester (Theory/ Practical) | Course Code | Course Title | % of Students Passed in External | Level of Attainment | 60% of Attainment Level in end term exam | % of Students Passed in Internal Exam | Level of Attainment | 40% of Attainment Level in end term exam | Attainment of Course Outcome | %CO Attainment |
|------------------------------|-------------|---------------------------------------|----------------------------------|---------------------|--|---------------------------------------|---------------------|--|------------------------------|----------------|
| 1 | 2 | 3 | 4 | 5 | 6 | 7 | 8 | 9 | 10=6+9 | 11 |
| SEM V | E5.1 | Entrepreneurship Development | 85 | 3 | 1.8 | 100 | 3 | 1.2 | 3 | 100 |
| | E5.2 | Marketing Management | 85 | 3 | 1.8 | 100 | 3 | 1.2 | 3 | 100 |
| | E5.3 | Introduction to Scripting Language | 90 | 3 | 1.8 | 100 | 3 | 1.2 | 3 | 100 |
| | E5.4 | SAD | 75 | 3 | 1.8 | 100 | 3 | 1.2 | 3 | 100 |
| | E5.5 | ASP.NET | 100 | 3 | 1.8 | 100 | 3 | 1.2 | 3 | 100 |
| | E5.6 | Practical on ASP.NET | 100 | 3 | 1.8 | 100 | 3 | 1.2 | 3 | 100 |
| | E5.7 | Practical on Scripting Language | 100 | 3 | 1.8 | 100 | 3 | 1.2 | 3 | 100 |
| SEM VI | E6.1 | Introduction to Banking and Insurance | 90 | 3 | 1.8 | 100 | 3 | 1.2 | 3 | 100 |
| | E6.2 | HRM | 95 | 3 | 1.8 | 100 | 3 | 1.2 | 3 | 100 |
| | E6.3 | ISA | 100 | 3 | 1.8 | 100 | 3 | 1.2 | 3 | 100 |
| | E6.4 | ERP | 95 | 3 | 1.8 | 100 | 3 | 1.2 | 3 | 100 |
| | E6.5 | PHP & MySQL | 85 | 3 | 1.8 | 100 | 3 | 1.2 | 3 | 100 |
| | E6.6 | Practical on PHP & MySQL | 100 | 3 | 1.8 | 100 | 3 | 1.2 | 3 | 100 |
| | E6.7 | Project Work | 100 | 3 | 1.8 | 100 | 3 | 1.2 | 3 | 100 |

| | |
|---------------|--|
| Level1 | <45% of students scoring more than average marks |
| Level2 | 45-60% of students scoring more than average marks |
| Level3 | >60% of students scoring more than average marks |

| Program Outcome Level | Target Attainment |
|-----------------------|-------------------|
| Level1 | 0.5>1.0 |
| Level2 | 1.0>1.5 |
| Level3 | 1.5>2.0 |
| Level4 | 2.0>2.5 |
| Level5 | 2.5>3.0 |

| Program Outcome Attainment | | | | | |
|-------------------------------------|---------------------------------------|--|--|-----------------------|----------------|
| Average Attainment by Direct Method | Average Attainment by Indirect Method | 60% of Average Attainment by Direct Method | 40% of Average Attainment by Indirect Method | Average PO Attainment | %PO Attainment |
| 3.00 | 3.00 | 1.80 | 1.20 | 3.00 | 100 |


Head of Department
Computer Management
 R.C.Patel Arts, Comm. & Sci.College
 Shirpur Dist Dhule




Principal
 R. C. Patel Arts, Commerce and
 Science College, Shirpur

Calculation for Program Outcome Attainment for the Academic Year 2022-2023 (BMS E-COM)

| Attainment of Course Outcome | | | | | | | | | | |
|------------------------------------|-------------|------------------------------------|---|------------------------|---|---|------------------------|---|------------------------------------|-------------------|
| Semester (Theory/ Practical) | Course Code | Course Title | % of Students Passed in External | Level of Attainment | 60% of Attainment Level in end term exam | % of Students Passed in Internal | Level of Attainment | 40% of Attainment Level in end term exam | Attainment of Course Outcome | %CO Attainment |
| 1 | 2 | 3 | 4 | 5 | 6 | 7 | 8 | 9 | 10=6+9 | 11 |
| SEM V | E5.1 | Entrepreneurship Development | 76 | 3 | 1.8 | 100 | 3 | 1.2 | 3 | 100 |
| | E5.2 | Marketing Management | 67 | 3 | 1.8 | 100 | 3 | 1.2 | 3 | 100 |
| | E5.3 | Introduction to Scripting Language | 81 | 3 | 1.8 | 100 | 3 | 1.2 | 3 | 100 |
| | E5.4 | SAD | 83 | 3 | 1.8 | 100 | 3 | 1.2 | 3 | 100 |
| | E5.5 | ASP.NET | 100 | 3 | 1.8 | 100 | 3 | 1.2 | 3 | 100 |
| | E5.6 | Practical on ASP.NET | 100 | 3 | 1.8 | 100 | 3 | 1.2 | 3 | 100 |
| | E5.7 | Practical on Scripting Language | 100 | 3 | 1.8 | 100 | 3 | 1.2 | 3 | 100 |
| SEM VI | E6.1 | Introduction to Banking and | 80 | 3 | 1.8 | 100 | 3 | 1.2 | 3 | 100 |
| | E6.2 | HRM | 90 | 3 | 1.8 | 100 | 3 | 1.2 | 3 | 100 |
| | E6.3 | ISA | 100 | 3 | 1.8 | 100 | 3 | 1.2 | 3 | 100 |
| | E6.4 | ERP | 80 | 3 | 1.8 | 100 | 3 | 1.2 | 3 | 100 |
| | E6.5 | PHP & MySQL | 80 | 3 | 1.8 | 100 | 3 | 1.2 | 3 | 100 |
| | E6.6 | Practical on PHP & MySQL | 100 | 3 | 1.8 | 100 | 3 | 1.2 | 3 | 100 |
| | E6.7 | Project Work | 100 | 3 | 1.8 | 100 | 3 | 1.2 | 3 | 100 |

| | |
|--------|--|
| Level1 | <45% of students scoring more than average marks |
| Level2 | 45-60% of students scoring more than average marks |
| Level3 | >60% of students scoring more than average marks |

| Program Outcome Level | Target Attainment |
|-----------------------|-------------------|
| Level1 | 0.5>1.0 |
| Level2 | 1.0>1.5 |
| Level3 | 1.5>2.0 |
| Level4 | 2.0>2.5 |
| Level5 | 2.5>3.0 |

| Program Outcome Attainment | | | | | |
|-------------------------------------|---------------------------------------|--|--|-----------------------|----------------|
| Average Attainment by Direct Method | Average Attainment by Indirect Method | 60% of Average Attainment by Direct Method | 40% of Average Attainment by Indirect Method | Average PO Attainment | %PO Attainment |
| 3.00 | 3.00 | 1.80 | 1.20 | 3.00 | 100 |


Head of Department
Computer Management
 R.C.Patel Arts, Comm. & Sci.College
 Shirpur Dist Dhule




Principal
 R. C. Patel Arts, Commerce and
 Science Collage, Shirpur

Calculation for Program Outcome Attainment for the Year 2018-19 (TYBCA)

Attainment of Course Outcome


| Semester (Theory/P ractical) | Course Code | Course Title | % of Students Passed in External Exam | Level of Attain ment | 60% of Attainment Level in end term exam | % of Students Passed in Internal Exam | Level of Attain ment | 40% of Attainme nt Level in end term exam | Attain ment of Course | %CO Attainment |
|------------------------------------|-------------|---|---|-------------------------------|--|---|-------------------------------|--|-----------------------------|-------------------|
| 1 | 2 | 3 | 4 | 5 | 6 | 7 | 8 | 9 | 10=6+9 | 11 |
| SEM V | BCA 501 | Entrepreneurship Development | 93.61 | 3 | 1.8 | 100 | 3 | 1.2 | 3 | 100 |
| | BCA 502 | Cyber Security | 89.36 | 3 | 1.8 | 100 | 3 | 1.2 | 3 | 100 |
| | BCA 503 | ASP.NET | 91.48 | 3 | 1.8 | 100 | 3 | 1.2 | 3 | 100 |
| | BCA 504 | Software Engineering | 95.74 | 3 | 1.8 | 100 | 3 | 1.2 | 3 | 100 |
| | BCA 505 | Practical on ASP.Net | 100 | 3 | 1.8 | 100 | 3 | 1.2 | 3 | 100 |
| | BCA 506 | Practical on CASE Tool with MSVISIO and Software Testing | 100 | 3 | 1.8 | 100 | 3 | 1.2 | 3 | 100 |
| | BCA 507 | Field Work on IT Project Assessment | 100 | 3 | 1.8 | 100 | 3 | 1.2 | 3 | 100 |
| SEM VI | BCA 601 | E-Commerce & M-Commerce | 98.30 | 3 | 1.8 | 100 | 3 | 1.2 | 3 | 100 |
| | BCA 602 | Cloud Computing | 98.3 | 3 | 1.8 | 100 | 3 | 1.2 | 3 | 100 |
| | BCA 603 | Android Application Development | 94.11 | 3 | 1.8 | 100 | 3 | 1.2 | 3 | 100 |
| | BCA 604 | Server Side Scripting using PHP | 95.74 | 3 | 1.8 | 100 | 3 | 1.2 | 3 | 100 |
| | BCA 605 | Practical on Android & PHP | 100 | 3 | 1.8 | 100 | 3 | 1.2 | 3 | 100 |
| | BCA 606 | Practical on Employability Skills | 100 | 3 | 1.8 | 100 | 3 | 1.2 | 3 | 100 |
| | BCA 607 | Project Work | 100 | 3 | 1.8 | 100 | 3 | 1.2 | 3 | 100 |
| | | | | | 1.80 | | | 1.2 | 3.00 | 100 |

| | |
|--------|--|
| Level1 | <45% of students scoring more than average marks |
| Level2 | 45-60% of students scoring more than average marks |
| Level3 | >60% of students scoring more than average marks |

| Program Outcome Level | Target Attainment |
|-----------------------|-------------------|
| Level1 | 0.5>1.0 |
| Level2 | 1.0>1.5 |
| Level3 | 1.5>2.0 |
| Level4 | 2.0>2.5 |
| Level5 | 2.5>3.0 |

Program Outcome Attainment

| Average Attainme nt by Direct Method | Average Attainment by Indirect Method | 60% of Average Attainme nt by Direct Method | 40% of Average Attainme nt by Indirect Method | Average PO Attainme nt | %PO Attainment |
|--|---|--|--|---------------------------------|----------------|
| 3.00 | 3 | 1.80 | 1.2 | 3.00 | 100 |


Head of Department
Computer Application
 R.C.Patel Arts, Comam. & Sci. College
 Shirour Dist Dhule




Principal
 R. C. Patel Arts, Commerce and
 Science College, Shirpur

Calculation for Program Outcome Attainment for the Year 2019-20(TYBCA)

Attainment of Course Outcome

| Semester (Theory/Practical) | Course Code | Course Title | % of Students Passed in External Exam | Level of Attainment | 60% of Attainment Level in end term exam | % of Students Passed in Internal Exam | Level of Attainment | 40% of Attainment Level in end term exam | Attainment of Course | %CO Attainment |
|-----------------------------|-------------|--|---------------------------------------|---------------------|--|---------------------------------------|---------------------|--|----------------------|----------------|
| 1 | 2 | 3 | 4 | 5 | 6 | 7 | 8 | 9 | 10=6+9 | 11 |
| SEM V | BCA 501 | Entrepreneurship Development | 100 | 3 | 1.8 | 100 | 3 | 1.2 | 3 | 100 |
| | BCA 502 | Cyber Security | 100 | 3 | 1.8 | 100 | 3 | 1.2 | 3 | 100 |
| | BCA 503 | ASP.NET | 100 | 3 | 1.8 | 100 | 3 | 1.2 | 3 | 100 |
| | BCA 504 | Software Engineering | 100 | 3 | 1.8 | 100 | 3 | 1.2 | 3 | 100 |
| | BCA 505 | Practical on ASP.Net | 100 | 3 | 1.8 | 100 | 3 | 1.2 | 3 | 100 |
| | BCA 506 | Practical on CASE Tool with MSVISIO and Software Testing | 100 | 3 | 1.8 | 100 | 3 | 1.2 | 3 | 100 |
| | BCA 507 | Field Work on IT Project Assessment | 100 | 3 | 1.8 | 100 | 3 | 1.2 | 3 | 100 |
| SEM VI | BCA 601 | E-Commerce & M-Commerce | 100 | 3 | 1.8 | 100 | 3 | 1.2 | 3 | 100 |
| | BCA 602 | Cloud Computing | 100 | 3 | 1.8 | 100 | 3 | 1.2 | 3 | 100 |
| | BCA 603 | Android Application Development | 100 | 3 | 1.8 | 100 | 3 | 1.2 | 3 | 100 |
| | BCA 604 | Server Side Scripting using PHP | 100 | 3 | 1.8 | 100 | 3 | 1.2 | 3 | 100 |
| | BCA 605 | Practical on Android & PHP | 100 | 3 | 1.8 | 100 | 3 | 1.2 | 3 | 100 |
| | BCA 606 | Practical on Employability Skills | 100 | 3 | 1.8 | 100 | 3 | 1.2 | 3 | 100 |
| | BCA 607 | Project Work | 100 | 3 | 1.8 | 100 | 3 | 1.2 | 3 | 100 |
| | | | | | 1.80 | | | 1.2 | 3.00 | 100 |

| Program Outcome Level | Target Attainment |
|-----------------------|-------------------|
| Level1 | 0.5>1.0 |
| Level2 | 1.0>1.5 |
| Level3 | 1.5>2.0 |
| Level4 | 2.0>2.5 |
| Level5 | 2.5>3.0 |

Program Outcome Attainment

| Average Attainment by Direct Method | Average Attainment by Indirect Method | 60% of Average Attainment by Direct Method | 40% of Average Attainment by Indirect Method | Average PO Attainment | %PO Attainment |
|-------------------------------------|---------------------------------------|--|--|-----------------------|----------------|
| 3.00 | 3 | 1.80 | 1.2 | 3.00 | 100 |

| | |
|--------|--|
| Level1 | <45% of students scoring more than average marks |
| Level2 | 45-60% of students scoring more than average marks |
| Level3 | >60% of students scoring more than average marks |

H. B. Bhat
 Head of Department
 Computer Application
 R.C. Patel Arts, Comm. & Sci. College
 Shirpur Dist Dhule



R. C. Patel
 Principal
 R. C. Patel Arts, Commerce and
 Science College, Shirpur

Calculation for Program Outcome Attainment for the Year 2020-21(TYBCA)

| Attainment of Course Outcome | | | | | | | | | | |
|-------------------------------|-------------|--|---------------------------------------|---------------------|--|---------------------------------------|---------------------|--|----------------------|----------------|
| Semester (Theory/ Practical) | Course Code | Course Title | % of Students Passed in External Exam | Level of Attainment | 60% of Attainment Level in end term exam | % of Students Passed in Internal Exam | Level of Attainment | 40% of Attainment Level in end term exam | Attainment of Course | %CO Attainment |
| 1 | 2 | 3 | 4 | 5 | 6 | 7 | 8 | 9 | 10=6+9 | 11 |
| SEM V | BCA 501 | Entrepreneurship Development | 100 | 3 | 1.8 | 100 | 3 | 1.2 | 3 | 100 |
| | BCA 502 | Cyber Security | 100 | 3 | 1.8 | 100 | 3 | 1.2 | 3 | 100 |
| | BCA 503 | ASP.NET | 100 | 3 | 1.8 | 100 | 3 | 1.2 | 3 | 100 |
| | BCA 504 | Software Engineering | 100 | 3 | 1.8 | 100 | 3 | 1.2 | 3 | 100 |
| | BCA 505 | Practical on ASP.Net | 100 | 3 | 1.8 | 100 | 3 | 1.2 | 3 | 100 |
| | BCA 506 | Practical on CASE Tool with MSVISIO and Software Testing | 100 | 3 | 1.8 | 100 | 3 | 1.2 | 3 | 100 |
| | BCA 507 | Field Work on IT Project Assessment | 100 | 3 | 1.8 | 100 | 3 | 1.2 | 3 | 100 |
| SEM VI | BCA 601 | E-Commerce & M-Commerce | 100 | 3 | 1.8 | 100 | 3 | 1.2 | 3 | 100 |
| | BCA 602 | Cloud Computing | 100 | 3 | 1.8 | 100 | 3 | 1.2 | 3 | 100 |
| | BCA 603 | Android Application Development | 100 | 3 | 1.8 | 100 | 3 | 1.2 | 3 | 100 |
| | BCA 604 | Server Side Scripting using PHP | 100 | 3 | 1.8 | 100 | 3 | 1.2 | 3 | 100 |
| | BCA 605 | Practical on Android & PHP | 100 | 3 | 1.8 | 100 | 3 | 1.2 | 3 | 100 |
| | BCA 606 | Practical on Employability Skills | 100 | 3 | 1.8 | 100 | 3 | 1.2 | 3 | 100 |
| | BCA 607 | Project Work | 100 | 3 | 1.8 | 100 | 3 | 1.2 | 3 | 100 |
| | | | | | 1.80 | | | 1.2 | 3.00 | 100 |

| | |
|--------|--|
| Level1 | <45% of students scoring more than average marks |
| Level2 | 45-60% of students scoring more than average marks |
| Level3 | >60% of students scoring more than average marks |

| Program Outcome Attainment | | | | | |
|-------------------------------------|---------------------------------------|--|--|-----------------------|----------------|
| Average Attainment by Direct Method | Average Attainment by Indirect Method | 60% of Average Attainment by Direct Method | 40% of Average Attainment by Indirect Method | Average PO Attainment | %PO Attainment |
| 3.00 | 3 | 1.80 | 1.2 | 3.00 | 100 |

| Program Outcome Level | Target Attainment |
|-----------------------|-------------------|
| Level1 | 0.5>1.0 |
| Level2 | 1.0>1.5 |
| Level3 | 1.5>2.0 |
| Level4 | 2.0>2.5 |
| Level5 | 2.5>3.0 |

Habil
Head of Department
Computer Application
 R.C.Patel Arts, Comm. & Sci. College
 Shirpur Dist Dhule



Deable
Principal
 R. C. Patel Arts, Commerce and
 Science College Shirpur

Calculation for Program Outcome Attainment for the Year 2021-22(TYBCA)

Attainment of Course Outcome

| Semester (Theory/Practical) | Course Code | Course Title | % of Students Passed in External Exam | Level of Attainment | 60% of Attainment Level in end term exam | % of Students Passed in Internal Exam | Level of Attainment | 40% of Attainment Level in end term exam | Attainment of Course | %CO Attainment |
|-----------------------------|-------------|--|---------------------------------------|---------------------|--|---------------------------------------|---------------------|--|----------------------|----------------|
| 1 | 2 | 3 | 4 | 5 | 6 | 7 | 8 | 9 | 10=6+9 | 11 |
| SEM V | BCA 501 | Entrepreneurship Development | 98.52 | 3 | 1.8 | 100 | 3 | 1.2 | 3 | 100 |
| | BCA 502 | Cyber Security | 98.52 | 3 | 1.8 | 100 | 3 | 1.2 | 3 | 100 |
| | BCA 503 | ASP.NET | 98.52 | 3 | 1.8 | 100 | 3 | 1.2 | 3 | 100 |
| | BCA 504 | Software Engineering | 100 | 3 | 1.8 | 100 | 3 | 1.2 | 3 | 100 |
| | BCA 505 | Practical on ASP.Net | 100 | 3 | 1.8 | 100 | 3 | 1.2 | 3 | 100 |
| | BCA 506 | Practical on CASE Tool with MSVISIO and Software Testing | 100 | 3 | 1.8 | 100 | 3 | 1.2 | 3 | 100 |
| | BCA 507 | Field Work on IT Project Assessment | 100 | 3 | 1.8 | 100 | 3 | 1.2 | 3 | 100 |
| SEM VI | BCA 601 | E-Commerce & M-Commerce | 100 | 3 | 1.8 | 100 | 3 | 1.2 | 3 | 100 |
| | BCA 602 | Cloud Computing | 100 | 3 | 1.8 | 100 | 3 | 1.2 | 3 | 100 |
| | BCA 603 | Android Application Development | 100 | 3 | 1.8 | 100 | 3 | 1.2 | 3 | 100 |
| | BCA 604 | Server Side Scripting using PHP | 100 | 3 | 1.8 | 100 | 3 | 1.2 | 3 | 100 |
| | BCA 605 | Practical on Android & PHP | 100 | 3 | 1.8 | 100 | 3 | 1.2 | 3 | 100 |
| | BCA 606 | Practical on Employability Skills | 100 | 3 | 1.8 | 100 | 3 | 1.2 | 3 | 100 |
| | BCA 607 | Project Work | 100 | 3 | 1.8 | 100 | 3 | 1.2 | 3 | 100 |
| | | | | | 1.80 | | | 1.2 | 3.00 | 100 |

Program Outcome Attainment

| Level | Description | Average Attainment by Direct Method | Average Attainment by Indirect Method | 60% of Average Attainment by Direct Method | 40% of Average Attainment by Indirect Method | Average PO Attainment | %PO Attainment |
|--------|--|-------------------------------------|---------------------------------------|--|--|-----------------------|----------------|
| Level1 | <45% of students scoring more than average marks | | | | | | |
| Level2 | 45-60% of students scoring more than average marks | | | | | | |
| Level3 | >60% of students scoring more than average marks | 3.00 | 3 | 1.80 | 1.2 | 3.00 | 100 |

| Program Outcome Level | Target Attainment |
|-----------------------|-------------------|
| Level1 | 0.5>1.0 |
| Level2 | 1.0>1.5 |
| Level3 | 1.5>2.0 |
| Level4 | 2.0>2.5 |
| Level5 | 2.5>3.0 |


Head of Department
 Computer Application
 R.C. Patel Arts, Comm. & Sci. College
 Shirpur Dist Dhule




Principal
 R. C. Patel Arts, Commerce and
 Science College

Calculation for Program Outcome Attainment for the Year 2022-23(TYBCA)

| Attainment of Course Outcome | | | | | | | | | | |
|-------------------------------------|-------------|--|---|------------------------|---|---|------------------------|--|------------------------------------|-------------------|
| Semesterp (Theory/ Practical) | Course Code | Course Title | % of Students Passed in External Exam | Level of Attainment | 60% of Attainment Level in end term exam | % of Students Passed in Internal Exam | Level of Attainment | 40% of Attainme nt Level in end term exam | Attainment of Course Outcome | %Co Attainment |
| 1 | 2 | 3 | 4 | 5 | 6 | 7 | 8 | 9 | 10=6+9 | 11 |
| SEM V | BCA 501 | Entrepreneurship Development | 57 | 2 | 1.2 | 100 | 3 | 1.2 | 2.4 | 80 |
| | BCA 502 | Cyber Security | 83 | 3 | 1.8 | 100 | 3 | 1.2 | 3 | 100 |
| | BCA 503 | ASP.NET | 67 | 3 | 1.8 | 100 | 3 | 1.2 | 3 | 100 |
| | BCA 504 | Software Engineering | 77 | 3 | 1.8 | 100 | 3 | 1.2 | 3 | 100 |
| | BCA 505 | Practical on ASP.Net | 97 | 3 | 1.8 | 100 | 3 | 1.2 | 3 | 100 |
| | BCA 506 | Practical on CASE Tool with MSVISIO and Software Testing | 97 | 3 | 1.8 | 100 | 3 | 1.2 | 3 | 100 |
| | BCA 507 | Field Work on IT Project Assessment | 97 | 3 | 1.8 | 100 | 3 | 1.2 | 3 | 100 |
| SEM VI | BCA 601 | E-Commerce & M-Commerce | 88.88 | 3 | 1.8 | 100 | 3 | 1.2 | 3 | 100 |
| | BCA 602 | Cloud Computing | 98.61 | 3 | 1.8 | 100 | 3 | 1.2 | 3 | 100 |
| | BCA 603 | Android Application Developmen | 93.05 | 3 | 1.8 | 100 | 3 | 1.2 | 3 | 100 |
| | BCA 604 | Server Side Scripting using PHP | 86.11 | 3 | 1.8 | 100 | 3 | 1.2 | 3 | 100 |
| | BCA 605 | Practical on Android & PHP | 100 | 3 | 1.8 | 100 | 3 | 1.2 | 3 | 100 |
| | BCA 606 | Practical on Employability Skills | 100 | 3 | 1.8 | 100 | 3 | 1.2 | 3 | 100 |
| | BCA 607 | Project Work | 100 | 3 | 1.8 | 100 | 3 | 1.2 | 3 | 100 |
| | | | | | 1.80 | | | 1.20 | 2.96 | 98 |

| | |
|---------------|--|
| Level1 | <45% of students scoring more than average marks |
| Level2 | 45-60% of students scoring more than average marks |
| Level3 | >60% of students scoring more than average marks |

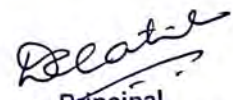
| Program Outcome Level | Target Attainment |
|-----------------------|-------------------|
| Level1 | 0.5>1.0 |
| Level2 | 1.0>1.5 |
| Level3 | 1.5>2.0 |
| Level4 | 2.0>2.5 |
| Level5 | 2.5>3.0 |

Program Outcome Attainment

| Average Attainment by Direct Method | Average Attainment by Indirect Method | 60% of Average Attainment by Direct Method | 40% of Average Attainment by Indirect Method | Average PO Attainment | %PO Attainment |
|-------------------------------------|---------------------------------------|--|--|-----------------------|----------------|
| 2.96 | 3.00 | 1.80 | 1.20 | 3.00 | 100 |


Head of Department
 Computer Application
 R.C.Patel Arts, Comm. & Sci. College
 Shirpur Dist. Dhule




Principal
 R. C. Patel Arts, Commerce and
 Science College, Shirpur

Calculation for Program Outcome Attainment for the Academic Year 2018-19 (Commerce)

| Attainment of Course Outcome | | | | | | | | | | |
|------------------------------|-------------|-----------------------------------|---------------------------------------|---------------------|--|---------------------------------------|---------------------|--|------------------------------|----------------|
| Semester (Theory/Practical) | Course Code | Course Title | % of Students Passed in External Exam | Level of Attainment | 60% of Attainment Level in end term exam | % of Students Passed in Internal Exam | Level of Attainment | 40% of Attainment Level in end term exam | Attainment of Course Outcome | %CO Attainment |
| 1 | 2 | 3 | 4 | 5 | 6 | 7 | 8 | 9 | 10=6+9 | 11 |
| SEM V | BCOM 501 | Indian Economic Scenario | 91.42 | 3 | 1.8 | 100 | 3 | 1.2 | 3 | 100 |
| | BCOM 502 | Principal & practices of Auditing | 100 | 3 | 1.8 | 100 | 3 | 1.2 | 3 | 100 |
| | BCOM 503 | Income Tax | 54.28 | 2 | 1.2 | 100 | 3 | 1.2 | 2.4 | 80 |
| | BCOM 504 | Human Resource Management | 94.28 | 3 | 1.8 | 100 | 3 | 1.2 | 3 | 100 |
| | BCOM 505 | Morden Management Teq. | 100 | 3 | 1.8 | 100 | 3 | 1.2 | 3 | 100 |
| | BCOM 506 | Advanced Account I | 88.57 | 3 | 1.8 | 100 | 3 | 1.2 | 3 | 100 |
| | BCOM 507 | Advanced Account II | 80 | 3 | 1.8 | 100 | 3 | 1.2 | 3 | 100 |
| SEM VI | BCOM 601 | Indian Economic Scenario | 100 | 3 | 1.8 | 100 | 3 | 1.2 | 3 | 100 |
| | BCOM 602 | Principal & practices of Auditing | 100 | 3 | 1.8 | 100 | 3 | 1.2 | 3 | 100 |
| | BCOM 603 | Soft Skill | 94.28 | 3 | 1.8 | 100 | 3 | 1.2 | 3 | 100 |
| | BCOM 604 | Human Resource Management | 97.14 | 3 | 1.8 | 100 | 3 | 1.2 | 3 | 100 |
| | BCOM 605 | Morden Management Teq. | 100 | 3 | 1.8 | 100 | 3 | 1.2 | 3 | 100 |
| | BCOM 606 | Advanced Account I | 80 | 3 | 1.8 | 100 | 3 | 1.2 | 3 | 100 |
| | BCOM 607 | Advanced Account II | 77.14 | 3 | 1.8 | 100 | 3 | 1.2 | 3 | 100 |
| | | | | | 1.76 | | | 1.20 | 2.46 | 82 |

| | |
|--------|--|
| Level1 | <45% of students scoring more than average marks |
| Level2 | 45-60% of students scoring more than average marks |
| Level3 | >60% of students scoring more than average marks |

| Program Outcome Level | Target Attainment |
|-----------------------|-------------------|
| Level1 | 0.5>1.0 |
| Level2 | 1.0>1.5 |
| Level3 | 1.5>2.0 |
| Level4 | 2.0>2.5 |
| Level5 | 2.5>3.0 |

| Program Outcome Attainment | | | | | |
|-------------------------------------|---------------------------------------|--|--|-----------------------|----------------|
| Average Attainment by Direct Method | Average Attainment by Indirect Method | 60% of Average Attainment by Direct Method | 40% of Average Attainment by Indirect Method | Average PO Attainment | %PO Attainment |
| 2.46 | 3.00 | 1.76 | 1.20 | 2.46 | 82 |

S. Singh
 Head of Department
 Commerce
 R.C. Patel Arts, Comm. & Sci. College
 Shirpur Dist Dhule



Beate
 Principal
 R. C. Patel Arts, Commerce and
 Science College, Shirpur

Calculation for Program Outcome Attainment for the Academic Year 2019-20 (Commerce)

Attainment of Course Outcome

| Semester (Theory/Practical) | Course Code | Course Title | % of Students Passed in External Exam | Level of Attainment | 60% of Attainment Level in end term exam | % of Students Passed in Internal Exam | Level of Attainment | 40% of Attainment Level in end term exam | Attainment of Course Outcome | %CO Attainment |
|-----------------------------|-------------|------------------------------------|---------------------------------------|---------------------|--|---------------------------------------|---------------------|--|------------------------------|----------------|
| 1 | 2 | 3 | 4 | 5 | 6 | 7 | 8 | 9 | 10=6+9 | 11 |
| SEM V | BCOM 501 | Indian Economic Scenario | 97 | 3 | 1.8 | 100 | 3 | 1.2 | 3 | 100 |
| | BCOM 502 | Principals & practices of Auditing | 100 | 3 | 1.8 | 100 | 3 | 1.2 | 3 | 100 |
| | BCOM 503 | Income Tax | 75 | 3 | 1.8 | 100 | 3 | 1.2 | 3 | 100 |
| | BCOM 504 | Human Resource Management | 100 | 3 | 1.8 | 100 | 3 | 1.2 | 3 | 100 |
| | BCOM 505 | Modern Management Tech. | 100 | 3 | 1.8 | 100 | 3 | 1.2 | 3 | 100 |
| | BCOM 506 | Advanced Account I | 75 | 3 | 1.8 | 100 | 3 | 1.2 | 3 | 100 |
| | BCOM 507 | Advanced Account II | 80 | 3 | 1.8 | 100 | 3 | 1.2 | 3 | 100 |
| SEM VI | BCOM 601 | Indian Economic Scenario | 100 | 3 | 1.8 | 100 | 3 | 1.2 | 3 | 100 |
| | BCOM 602 | Principals & practices of Auditing | 100 | 3 | 1.8 | 100 | 3 | 1.2 | 3 | 100 |
| | BCOM 603 | Soft Skill | 100 | 3 | 1.8 | 100 | 3 | 1.2 | 3 | 100 |
| | BCOM 604 | Human Resource Management | 100 | 3 | 1.8 | 100 | 3 | 1.2 | 3 | 100 |
| | BCOM 605 | Modern Management Tech. | 100 | 3 | 1.8 | 100 | 3 | 1.2 | 3 | 100 |
| | BCOM 606 | Advanced Account I | 100 | 3 | 1.8 | 100 | 3 | 1.2 | 3 | 100 |
| | BCOM 607 | Advanced Account II | 100 | 3 | 1.8 | 100 | 3 | 1.2 | 3 | 100 |
| | | | | | 1.80 | | | 1.20 | 3.00 | 100 |

| | |
|--------|--|
| Level1 | <45% of students scoring more than average marks |
| Level2 | 45-60% of students scoring more than average marks |
| Level3 | >60% of students scoring more than average marks |

| Program Outcome Attainment | | | | | |
|-------------------------------------|---------------------------------------|--|--|-----------------------|----------------|
| Average Attainment by Direct Method | Average Attainment by Indirect Method | 60% of Average Attainment by Direct Method | 40% of Average Attainment by Indirect Method | Average PO Attainment | %PO Attainment |
| 3.00 | 3.00 | 1.80 | 1.20 | 3.00 | 100 |

| Program Outcome Level | Target Attainment |
|-----------------------|-------------------|
| Level1 | 0.5>1.0 |
| Level2 | 1.0>1.5 |
| Level3 | 1.5>2.0 |
| Level4 | 2.0>2.5 |
| Level5 | 2.5>3.0 |

S. Shingde
 Head of Department
 Commerce
 R.C.Patel Arts, Comm. & Sci. College
 Shirpur Dist Dhule



R. C. Patel
 Principal
 R. C. Patel Arts, Commerce and
 Science College, Shirpur

Calculation for Program Outcome Attainment for the Academic Year 2020-21(Commerce)

Attainment of Course Outcome

| Semester (Theory/Practical) | Course Code | Course Title | % of Students Passed In External Exam | Level of Attainment | 60% of Attainment Level in end term exam | % of Students Passed in Internal Exam | Level of Attainment | 40% of Attainment Level in end term exam | Attainment of Course Outcome | %CO Attainment |
|--------------------------------|-------------|-----------------------------------|---|------------------------|---|---|------------------------|---|------------------------------------|-------------------|
| 1 | 2 | 3 | 4 | 5 | 6 | 7 | 8 | 9 | 10=6+9 | 11 |
| SEM V | BCOM 501 | Indian Economic Scenario | 100 | 3 | 1.8 | 100 | 3 | 1.2 | 3 | 100 |
| | BCOM 502 | Principal & practices of Auditing | 100 | 3 | 1.8 | 100 | 3 | 1.2 | 3 | 100 |
| | BCOM 503 | Business Management | 100 | 3 | 1.8 | 100 | 3 | 1.2 | 3 | 100 |
| | BCOM 504 | Income Tax | 100 | 3 | 1.8 | 100 | 3 | 1.2 | 3 | 100 |
| | BCOM 505 | Human Resource Management | 100 | 3 | 1.8 | 100 | 3 | 1.2 | 3 | 100 |
| | BCOM 506 | Advanced Account I | 100 | 3 | 1.8 | 100 | 3 | 1.2 | 3 | 100 |
| | BCOM 507 | Advanced Account II | 100 | 3 | 1.8 | 100 | 3 | 1.2 | 3 | 100 |
| SEM VI | BCOM 601 | Indian Economic Scenario | 100 | 3 | 1.8 | 100 | 3 | 1.2 | 3 | 100 |
| | BCOM 602 | Principal & practices of Auditing | 97.67 | 3 | 1.8 | 100 | 3 | 1.2 | 3 | 100 |
| | BCOM 603 | Business Management | 93.02 | 3 | 1.8 | 100 | 3 | 1.2 | 3 | 100 |
| | BCOM 604 | Goods & Services Tax | 90.67 | 3 | 1.8 | 100 | 3 | 1.2 | 3 | 100 |
| | BCOM 605 | Human Resource Management | 100 | 3 | 1.8 | 100 | 3 | 1.2 | 3 | 100 |
| | BCOM 606 | Advanced Account I | 86.04 | 3 | 1.8 | 100 | 3 | 1.2 | 3 | 100 |
| | BCOM 607 | Advanced Account II | 88.37 | 3 | 1.8 | 100 | 3 | 1.2 | 3 | 100 |
| | | | | | 1.80 | | | 1.20 | 3.00 | 100 |

| | |
|--------|--|
| Level1 | <45% of students scoring more than average marks |
| Level2 | 45-60% of students scoring more than average marks |
| Level3 | >60% of students scoring more than average marks |

| Program Outcome Level | Target Attainment |
|-----------------------|-------------------|
| Level1 | 0.5>1.0 |
| Level2 | 1.0>1.5 |
| Level3 | 1.5>2.0 |
| Level4 | 2.0>2.5 |
| Level5 | 2.5>3.0 |

| Program Outcome Attainment | | | | | |
|-------------------------------------|---------------------------------------|--|--|-----------------------|----------------|
| Average Attainment by Direct Method | Average Attainment by Indirect Method | 60% of Average Attainment by Direct Method | 40% of Average Attainment by Indirect Method | Average PO Attainment | %PO Attainment |
| 3.00 | 3.00 | 1.80 | 1.20 | 3.00 | 100 |

Shirur
 Head of Department
 Commerce
 R.C.Patel Arts, Comm. & Sci. College
 Shirpur Dist. Dhule



R. C. Patel
 Principal
 R. C. Patel Arts, Commerce and
 Science College, Shirpur

Calculation for Program Outcome Attainment for the Academic Year 2021-22 (Commerce)

Attainment of Course Outcome

| Semester (Theory/Practical) | Course Code | Course Title | % of Students Passed In External Exam | Level of Attainment | 60% of Attainment Level in end term exam | % of Students Passed In Internal Exam | Level of Attainment | 40% of Attainment Level in end term exam | Attainment of Course Outcome | %CO Attainment |
|---------------------------------|-------------|-----------------------------------|---------------------------------------|---------------------|--|---------------------------------------|---------------------|--|------------------------------|----------------|
| 1 | 2 | 3 | 4 | 5 | 6 | 7 | 8 | 9 | 10=6+9 | 11 |
| SEM V | BCOM 501 | Indian Economic Scenario | 71.64 | 3 | 1.8 | 100 | 3 | 1.2 | 3 | 100 |
| | BCOM 502 | Principal & practices of Auditing | 82.08 | 3 | 1.8 | 100 | 3 | 1.2 | 3 | 100 |
| | BCOM 503 | Business Management | 82.08 | 3 | 1.8 | 100 | 3 | 1.2 | 3 | 100 |
| | BCOM 504 | Income Tax | 97 | 3 | 1.8 | 100 | 3 | 1.2 | 3 | 100 |
| | BCOM 505 | Human Resource Management | 89.55 | 3 | 1.8 | 100 | 3 | 1.2 | 3 | 100 |
| | BCOM 506 | Advanced Account I | 67.16 | 3 | 1.8 | 100 | 3 | 1.2 | 3 | 100 |
| | BCOM 507 | Advanced Account II | 92.53 | 3 | 1.8 | 100 | 3 | 1.2 | 3 | 100 |
| SEM VI | BCOM 601 | Indian Economic Scenario | 100 | 3 | 1.8 | 100 | 3 | 1.2 | 3 | 100 |
| | BCOM 602 | Principal & practices of Auditing | 98 | 3 | 1.8 | 100 | 3 | 1.2 | 3 | 100 |
| | BCOM 603 | Business Management | 100 | 3 | 1.8 | 100 | 3 | 1.2 | 3 | 100 |
| | BCOM 604 | Goods & Services Tax | 100 | 3 | 1.8 | 100 | 3 | 1.2 | 3 | 100 |
| | BCOM 605 | Human Resource Management | 100 | 3 | 1.8 | 100 | 3 | 1.2 | 3 | 100 |
| | BCOM 606 | Advanced Account I | 98 | 3 | 1.8 | 100 | 3 | 1.2 | 3 | 100 |
| | BCOM 607 | Advanced Account II | 100 | 3 | 1.8 | 100 | 3 | 1.2 | 3 | 100 |
| | | | | | 1.80 | | | 1.20 | 3.00 | 100 |

| | |
|--------|--|
| Level1 | <45% of students scoring more than average marks |
| Level2 | 45-60% of students scoring more than average marks |
| Level3 | >60% of students scoring more than average marks |

| Program Outcome Level | Target Attainment |
|-----------------------|-------------------|
| Level1 | 0.5>1.0 |
| Level2 | 1.0>1.5 |
| Level3 | 1.5>2.0 |
| Level4 | 2.0>2.5 |
| Level5 | 2.5>3.0 |

| Program Outcome Attainment | | | | | |
|-------------------------------------|---------------------------------------|--|--|-----------------------|----------------|
| Average Attainment by Direct Method | Average Attainment by Indirect Method | 60% of Average Attainment by Direct Method | 40% of Average Attainment by Indirect Method | Average PO Attainment | %PO Attainment |
| 3.00 | 3.00 | 1.80 | 1.20 | 3.00 | 100 |

Shingde
Head of Department
Commerce
R.C.Patel Arts, Comm. & Sci. College
Shirpur Dist Dhule



Debate
Principal
R. C. Patel Arts, Commerce and
Science College, Shirpur

Calculation for Program Outcome Attainment for the Academic Year 2022-23 (Commerce)

Attainment of Course Outcome

| Semester (Theory/Practical) | Course Code | Course Title | % of Students Passed In External Exam | Level of Attainment | 60% of Attainment Level in end term exam | % of Students Passed In Internal Exam | Level of Attainment | 40% of Attainment Level in end term exam | Attainment of Course Outcome | %CO Attainment |
|-----------------------------|-------------|-----------------------------------|---------------------------------------|---------------------|--|---------------------------------------|---------------------|--|------------------------------|----------------|
| 1 | 2 | 3 | 4 | 5 | 6 | 7 | 8 | 9 | 10=6+9 | 11 |
| SEM V | BCOM 501 | Indian Economic Scenario | 78.26 | 3 | 1.8 | 100 | 3 | 1.2 | 3 | 100 |
| | BCOM 502 | Principal & practices of Auditing | 84 | 3 | 1.8 | 100 | 3 | 1.2 | 3 | 100 |
| | BCOM 503 | Business Management | 85 | 3 | 1.8 | 100 | 3 | 1.2 | 3 | 100 |
| | BCOM 504 | Income Tax | 63.76 | 3 | 1.8 | 100 | 3 | 1.2 | 3 | 100 |
| | BCOM 505 | Human Resource Management | 83.82 | 3 | 1.8 | 100 | 3 | 1.2 | 3 | 100 |
| | BCOM 506 | Advanced Account I | 32.35 | 1 | 0.6 | 100 | 3 | 1.2 | 1.8 | 60 |
| | BCOM 507 | Advanced Account II | 50 | 2 | 1.2 | 100 | 3 | 1.2 | 2.4 | 80 |
| SEM VI | BCOM 601 | Indian Economic Scenario | 90.9 | 3 | 1.8 | 100 | 3 | 1.2 | 3 | 100 |
| | BCOM 602 | Principal & practices of Auditing | 96.96 | 3 | 1.8 | 100 | 3 | 1.2 | 3 | 100 |
| | BCOM 603 | Business Management | 83.33 | 3 | 1.8 | 100 | 3 | 1.2 | 3 | 100 |
| | BCOM 604 | Goods & Services Tax | 74.24 | 3 | 1.8 | 100 | 3 | 1.2 | 3 | 100 |
| | BCOM 605 | Human Resource Management | 86.36 | 3 | 1.8 | 100 | 3 | 1.2 | 3 | 100 |
| | BCOM 606 | Advanced Account I | 54.54 | 2 | 1.2 | 100 | 3 | 1.2 | 2.4 | 100 |
| | BCOM 607 | Advanced Account II | 60.6 | 3 | 1.8 | 100 | 3 | 1.2 | 3 | 100 |
| | | | | | 1.63 | | | 1.20 | 2.83 | 94.33 |

| | |
|--------|--|
| Level1 | <45% of students scoring more than average marks |
| Level2 | 45-60% of students scoring more than average marks |
| Level3 | >60% of students scoring more than average marks |

| Program Outcome Level | Target Attainment |
|-----------------------|-------------------|
| Level1 | 0.5>1.0 |
| Level2 | 1.0>1.5 |
| Level3 | 1.5>2.0 |
| Level4 | 2.0>2.5 |
| Level5 | 2.5>3.0 |

| Program Outcome Attainment | | | | | |
|-------------------------------------|---------------------------------------|--|--|-----------------------|----------------|
| Average Attainment by Direct Method | Average Attainment by Indirect Method | 60% of Average Attainment by Direct Method | 40% of Average Attainment by Indirect Method | Average PO Attainment | %PO Attainment |
| 2.83 | 3.00 | 1.63 | 1.20 | 2.83 | 94.33 |

Shirpur
 Head of Department
 Commerce
 R.C.Patel Arts, Comm. & Sci. College
 Shirpur Dist Dhule



Beati
 Principal
 R. C. Patel Arts, Commerce and
 Science College, Shirpur

Calculation for Program Outcome Attainment for the Academic Year 2018-19 (Commerce)

Attainment of Course Outcome

| Semester (Theory/Practical) | Course Code | Course Title | % of Students Passed in External Exam | Level of Attainment | 60% of Attainment Level in end term exam | % of Students Passed in Internal Exam | Level of Attainment | 40% of Attainment Level in end term exam | Attainment of Course Outcome | %CO Attainment |
|-----------------------------|-------------|---------------------------------|---------------------------------------|---------------------|--|---------------------------------------|---------------------|--|------------------------------|----------------|
| 1 | 2 | 3 | 4 | 5 | 6 | 7 | 8 | 9 | 10=6+9 | 11 |
| SEM III | MCOM 301 | Maagement Accounting I | 75 | 3 | 1.8 | 100 | 3 | 1.2 | 3 | 100 |
| | MCOM 302 | Enterpeniurship Development | 85 | 3 | 1.8 | 100 | 3 | 1.2 | 3 | 100 |
| | MCOM 303 | Organisational Behaviour | 90 | 3 | 1.8 | 100 | 3 | 1.2 | 3 | 100 |
| | MCOM 304 | Advanced Accountancy | 75 | 3 | 1.8 | 100 | 3 | 1.2 | 3 | 100 |
| SEM IV | MCOM 401 | Maagement Accounting II | 75 | 3 | 1.8 | 100 | 3 | 1.2 | 3 | 100 |
| | MCOM 402 | Mordern Retail Management | 81.25 | 3 | 1.8 | 100 | 3 | 1.2 | 3 | 100 |
| | MCOM 403 | Information System For Business | 75 | 3 | 1.8 | 100 | 3 | 1.2 | 3 | 100 |
| | MCOM 404 | Advanced Accountancy | 75 | 3 | 1.8 | 100 | 3 | 1.2 | 3 | 100 |
| | | | | | | 1.80 | | | 1.20 | 3.00 |

| | |
|--------|--|
| Level1 | <45% of students scoring more than average marks |
| Level2 | 45-60% of students scoring more than average marks |
| Level3 | >60% of students scoring more than average marks |

| Program Outcome Attainment | | | | | |
|-------------------------------------|---------------------------------------|--|--|-----------------------|----------------|
| Average Attainment by Direct Method | Average Attainment by Indirect Method | 60% of Average Attainment by Direct Method | 40% of Average Attainment by Indirect Method | Average PO Attainment | %PO Attainment |
| 3.00 | 3.00 | 1.80 | 1.20 | 3.00 | 100 |

| Program Outcome Level | Target Attainment |
|-----------------------|-------------------|
| Level1 | 0.5>1.0 |
| Level2 | 1.0>1.5 |
| Level3 | 1.5>2.0 |
| Level4 | 2.0>2.5 |
| Level5 | 2.5>3.0 |

S. Singh
 Head of Department
 Commerce
 R.C.Patel Arts, Comm. & Sci. College
 Shirpur Dist. Dhule



R.C. Patel
 Principal
 R. C. Patel Arts, Commerce and
 Science College, Shirpur

Calculation for Program Outcome Attainment for the Academic Year 2019-20 (Commerce)

Attainment of Course Outcome

| Semester (Theory/Practical) | Course Code | Course Title | % of Students Passed in External Exam | Level of Attainment | 60% of Attainment Level in end term exam | % of Students Passed in Internal Exam | Level of Attainment | 40% of Attainment Level in end term exam | Attainment of Course Outcome | %CO Attainment |
|--------------------------------|-------------|---------------------------------|---|------------------------|---|---|------------------------|--|------------------------------------|-------------------|
| 1 | 2 | 3 | 4 | 5 | 6 | 7 | 8 | 9 | 10=6+9 | 11 |
| SEM III | MCOM 301 | Maagement Accounting I | 90 | 3 | 1.8 | 100 | 3 | 1.2 | 3 | 100 |
| | MCOM 302 | Enterpeniurship Development | 100 | 3 | 1.8 | 100 | 3 | 1.2 | 3 | 100 |
| | MCOM 303 | Organisational Behaviour | 100 | 3 | 1.8 | 100 | 3 | 1.2 | 3 | 100 |
| | MCOM 304 | Advanced Accountancy | 85 | 3 | 1.8 | 100 | 3 | 1.2 | 3 | 100 |
| SEM IV | MCOM 401 | Maagement Accounting II | 100 | 3 | 1.8 | 100 | 3 | 1.2 | 3 | 100 |
| | MCOM 402 | Mordern Retail Management | 100 | 3 | 1.8 | 100 | 3 | 1.2 | 3 | 100 |
| | MCOM 403 | Information System For Business | 100 | 3 | 1.8 | 100 | 3 | 1.2 | 3 | 100 |
| | MCOM 404 | Advanced Accountancy | 100 | 3 | 1.8 | 100 | 3 | 1.2 | 3 | 100 |
| | | | | | | 1.80 | | | 1.20 | 3.00 |

| | |
|--------|--|
| Level1 | <45% of students scoring more than average marks |
| Level2 | 45-60% of students scoring more than average marks |
| Level3 | >60% of students scoring more than average marks |

| Program Outcome Level | Target Attainment |
|-----------------------|-------------------|
| Level1 | 0.5>1.0 |
| Level2 | 1.0>1.5 |
| Level3 | 1.5>2.0 |
| Level4 | 2.0>2.5 |
| Level5 | 2.5>3.0 |

| Program Outcome Attainment | | | | | |
|-------------------------------------|---------------------------------------|--|--|-----------------------|----------------|
| Average Attainment by Direct Method | Average Attainment by Indirect Method | 60% of Average Attainment by Direct Method | 40% of Average Attainment by Indirect Method | Average PO Attainment | %PO Attainment |
| 3.00 | 3.00 | 1.80 | 1.20 | 3.00 | 100 |

Shingde
 Head of Department
 Commerce
 R.C.Patel Arts, Comm. & Sci. College
 Shirpur Dist Dhule



P. Patel
 Principal
 R. C. Patel Arts, Commerce and
 Science College, Shirpur

Calculation for Program Outcome Attainment for the Academic Year 2020-21 (Commerce)

| Attainment of Course Outcome | | | | | | | | | | |
|---------------------------------|-------------|-----------------------------|---------------------------------------|---------------------|--|---------------------------------------|---------------------|--|------------------------------|----------------|
| Semester (Theory/Practical) | Course Code | Course Title | % of Students Passed in External Exam | Level of Attainment | 60% of Attainment Level in end term exam | % of Students Passed in Internal Exam | Level of Attainment | 40% of Attainment Level in end term exam | Attainment of Course Outcome | %CO Attainment |
| 1 | 2 | 3 | 4 | 5 | 6 | 7 | 8 | 9 | 10=6+9 | 11 |
| SEM III | MCOM 301 | Maagement Accounting I | 100 | 3 | 1.8 | 100 | 3 | 1.2 | 3 | 100 |
| | MCOM 302 | Enterpeniurship Development | 100 | 3 | 1.8 | 100 | 3 | 1.2 | 3 | 100 |
| | MCOM 303 | Organisational Behaviour | 100 | 3 | 1.8 | 100 | 3 | 1.2 | 3 | 100 |
| | MCOM 304 | Advanced Accountancy | 100 | 3 | 1.8 | 100 | 3 | 1.2 | 3 | 100 |
| SEM IV | MCOM 401 | Maagement Accounting II | 100 | 3 | 1.8 | 100 | 3 | 1.2 | 3 | 100 |
| | MCOM 402 | Mordern Retail Management | 100 | 3 | 1.8 | 100 | 3 | 1.2 | 3 | 100 |
| | MCOM 403 | Corp. social responsibility | 100 | 3 | 1.8 | 100 | 3 | 1.2 | 3 | 100 |
| | MCOM 404 | Advanced Accountancy | 100 | 3 | 1.8 | 100 | 3 | 1.2 | 3 | 100 |
| | | | | | | 1.80 | | | 1.20 | 3.00 |

| | |
|--------|--|
| Level1 | <45% of students scoring more than average marks |
| Level2 | 45-60% of students scoring more than average marks |
| Level3 | >60% of students scoring more than average marks |

| Program Outcome Level | Target Attainment |
|-----------------------|-------------------|
| Level1 | 0.5>1.0 |
| Level2 | 1.0>1.5 |
| Level3 | 1.5>2.0 |
| Level4 | 2.0>2.5 |
| Level5 | 2.5>3.0 |

| Program Outcome Attainment | | | | | |
|-------------------------------------|---------------------------------------|--|--|-----------------------|----------------|
| Average Attainment by Direct Method | Average Attainment by Indirect Method | 60% of Average Attainment by Direct Method | 40% of Average Attainment by Indirect Method | Average PO Attainment | %PO Attainment |
| 3.00 | 3.00 | 1.80 | 1.20 | 3.00 | 100 |

Shingde
 Head of Department
 Commerce
 R.C.Patel Arts, Comm & Sci. Collage
 Shirpur - 5, Dhule



Relatre
 Principal
 R. C. Patel Arts, Commerce and
 Science College, Shirpur

Calculation for Program Outcome Attainment for the Academic Year 2021-22 (Commerce)

Attainment of Course Outcome

| Semester (Theory/Practical) | Course Code | Course Title | % of Students Passed In External Exam | Level of Attainment | 60% of Attainment Level in end term exam | % of Students Passed In Internal Exam | Level of Attainment | 40% of Attainment Level in end term exam | Attainment of Course Outcome | %CO Attainment |
|--------------------------------|-------------|-----------------------------|---|------------------------|--|---|------------------------|--|------------------------------------|-------------------|
| 1 | 2 | 3 | 4 | 5 | 6 | 7 | 8 | 9 | 10=6+9 | 11 |
| SEM III | MCOM 301 | Maagement Accounting I | 93.87 | 3 | 1.8 | 100 | 3 | 1.2 | 3 | 100 |
| | MCOM 302 | Enterpeniurship Development | 100 | 3 | 1.8 | 100 | 3 | 1.2 | 3 | 100 |
| | MCOM 303 | Organisational Behaviour | 97.95 | 3 | 1.8 | 100 | 3 | 1.2 | 3 | 100 |
| | MCOM 304 | Advanced Accountancy | 95.91 | 3 | 1.8 | 100 | 3 | 1.2 | 3 | 100 |
| SEM IV | MCOM 401 | Maagement Accounting II | 89.79 | 3 | 1.8 | 100 | 3 | 1.2 | 3 | 100 |
| | MCOM 402 | Mordern Retail Management | 87.75 | 3 | 1.8 | 100 | 3 | 1.2 | 3 | 100 |
| | MCOM 403 | Corp. social responsibility | 93.87 | 3 | 1.8 | 100 | 3 | 1.2 | 3 | 100 |
| | MCOM 404 | Advanced Accountancy | 97.95 | 3 | 1.8 | 100 | 3 | 1.2 | 3 | 100 |
| | | | | | | 1.80 | | | 1.20 | 3.00 |

| | |
|--------|--|
| Level1 | <45% of students scoring more than average marks |
| Level2 | 45-60% of students scoring more than average marks |
| Level3 | >60% of students scoring more than average marks |

| Program Outcome Level | Target Attainment |
|-----------------------|-------------------|
| Level1 | 0.5>1.0 |
| Level2 | 1.0>1.5 |
| Level3 | 1.5>2.0 |
| Level4 | 2.0>2.5 |
| Level5 | 2.5>3.0 |

| Program Outcome Attainment | | | | | |
|-------------------------------------|---------------------------------------|--|--|-----------------------|----------------|
| Average Attainment by Direct Method | Average Attainment by Indirect Method | 60% of Average Attainment by Direct Method | 40% of Average Attainment by Indirect Method | Average PO Attainment | %PO Attainment |
| 3.00 | 3 | 1.80 | 1.2 | 3.00 | 100 |

S. Singhe
Head of Department
Commerce
 R.C. Patel Arts, Comm. & Sci. College
 Shirpur Dist. Dhule



P. Patil
Principal
 R. C. Patel Arts, Commerce and
 Science College, Shirpur

Calculation for Program Outcome Attainment for the Academic Year 2022-23 (Commerce)

Attainment of Course Outcome

| Semester (Theory/Practical) | Course Code | Course Title | % of Students Passed in External Exam | Level of Attainment | 60% of Attainment Level in end term exam | % of Students Passed in Internal Exam | Level of Attainment | 40% of Attainment Level in end term exam | Attainment of Course Outcome | %CO Attainment |
|-----------------------------|-------------|-----------------------------|---------------------------------------|---------------------|--|---------------------------------------|---------------------|--|------------------------------|----------------|
| 1 | 2 | 3 | 4 | 5 | 6 | 7 | 8 | 9 | 10=6+9 | 11 |
| SEM III | MCOM 301 | Maagement Accounting I | 43.33 | 1 | 0.6 | 100 | 3 | 1.2 | 1.8 | 60 |
| | MCOM 302 | Enterpeniurship Development | 86.66 | 3 | 1.8 | 100 | 3 | 1.2 | 3 | 100 |
| | MCOM 303 | Organisational Behaviour | 100 | 3 | 1.8 | 100 | 3 | 1.2 | 3 | 100 |
| | MCOM 304 | Advanced Accountancy | 66.66 | 3 | 1.8 | 100 | 3 | 1.2 | 3 | 100 |
| SEM IV | MCOM 401 | Maagement Accounting II | 75.6 | 3 | 1.8 | 100 | 3 | 1.2 | 3 | 100 |
| | MCOM 402 | Mordern Retail Management | 97.56 | 3 | 1.8 | 100 | 3 | 1.2 | 3 | 100 |
| | MCOM 403 | Corp. social responsibility | 97.56 | 3 | 1.8 | 100 | 3 | 1.2 | 3 | 100 |
| | MCOM 404 | Advanced Accountancy | 100 | 3 | 1.8 | 100 | 3 | 1.2 | 3 | 100 |
| | | | | | | 1.65 | | | 1.20 | 2.85 |

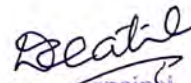
| | |
|--------|--|
| Level1 | <45% of students scoring more than average marks |
| Level2 | 45-60% of students scoring more than average marks |
| Level3 | >60% of students scoring more than average marks |

| Program Outcome Level | Target Attainment |
|-----------------------|-------------------|
| Level1 | 0.5>1.0 |
| Level2 | 1.0>1.5 |
| Level3 | 1.5>2.0 |
| Level4 | 2.0>2.5 |
| Level5 | 2.5>3.0 |

| Program Outcome Attainment | | | | | %PO Attainment |
|-------------------------------------|---------------------------------------|--|--|-----------------------|----------------|
| Average Attainment by Direct Method | Average Attainment by Indirect Method | 60% of Average Attainment by Direct Method | 40% of Average Attainment by Indirect Method | Average PO Attainment | %PO Attainment |
| 2.85 | 3.00 | 1.65 | 1.20 | 2.85 | 95 |


Head of Department
 Commerce
 R.C.Patel Arts, Comm. & Sci. College
 Shirpur Dist Dhule




Principal
 R.C. Patel Arts, Commerce and
 Science College, Shirpur


**Calculation for Program Outcome Attainment for the Year 2018-19(TY-CS)
Attainment of Course Outcome**

| Semester (Theory/ Practical) | Course Code | Course Title | % of Students Passed In External Exam | Level of Attainment | 60% of Attainment Level in end term exam | % of Students Passed In Internal Exam | Level of Attainment | 40% of Attainment Level in end term exam | Attainment of Course Outcome | %CO Attainment |
|------------------------------|-------------|---|---------------------------------------|---------------------|--|---------------------------------------|---------------------|--|------------------------------|----------------|
| 1 | 2 | 3 | 4 | 5 | 6 | 7 | 8 | 9 | 10=6+9 | 11 |
| SEM V | CS-311 | System Programming | 100 | 3 | 1.8 | 79 | 3 | 1.2 | 3 | 100 |
| | CS-312 | Database Management System | 100 | 3 | 1.8 | 100 | 3 | 1.2 | 3 | 100 |
| | CS-313 | Software Engineering | 100 | 3 | 1.8 | 80 | 3 | 1.2 | 3 | 100 |
| | CS-314 | Computer Aided Graphics | 100 | 3 | 1.8 | 100 | 3 | 1.2 | 3 | 100 |
| | CS-315 | Programing in VB.NET | 100 | 3 | 1.8 | 70 | 3 | 1.2 | 3 | 100 |
| | CS-316 | Programing in Java -I | 100 | 3 | 1.8 | 95 | 3 | 1.2 | 3 | 100 |
| | CS-301 | Lab on system Programing | 100 | 3 | 1.8 | 100 | 3 | 1.2 | 3 | 100 |
| | CS-302 | Lab on Programing in VB.NET and Computer Aided Graphics | 100 | 3 | 1.8 | 100 | 3 | 1.2 | 3 | 100 |
| SEM VI | CS-303 | Lab on Java Programing I | 100 | 3 | 1.8 | 100 | 3 | 1.2 | 3 | 100 |
| | CS-321 | Operating System | 93.05 | 3 | 1.8 | 62 | 3 | 1.2 | 3 | 100 |
| | CS-322 | MS SQL Server | 97.22 | 3 | 1.8 | 78 | 3 | 1.2 | 3 | 100 |
| | CS-323 | Internet Programing Using PHP | 95.83 | 3 | 1.8 | 58 | 2 | 0.8 | 2.6 | 86 |
| | CS-324 | Theoretical Computer Science | 97.22 | 3 | 1.8 | 76 | 3 | 1.2 | 3 | 100 |
| | CS-325 | Computer network | 95.83 | 3 | 1.8 | 66 | 3 | 1.2 | 3 | 100 |
| | CS-326 | Programing in Java-II | 88.88 | 3 | 1.8 | 60 | 3 | 1.2 | 3 | 100 |
| | CS-304 | Lab on MS SQL Server | 100 | 3 | 1.8 | 100 | 3 | 1.2 | 3 | 100 |
| | CS-305 | Lab on Internet Programing Using in PHP | 100 | 3 | 1.8 | 100 | 3 | 1.2 | 3 | 100 |
| | CS-306 | Lab on Programing in Java -II | 100 | 3 | 1.8 | 100 | 3 | 1.2 | 3 | 100 |
| | | | | | 1.80 | | | 1.20 | 2.98 | 99 |

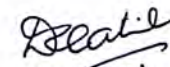
| | |
|--------|--|
| Level1 | <45% of students scoring more than average marks |
| Level2 | 45-60% of students scoring more than average marks |
| Level3 | >60% of students scoring more than average marks |

| Program Outcome Level | Target Attainment |
|-----------------------|-------------------|
| Level1 | 0.5>1.0 |
| Level2 | 1.0>1.5 |
| Level3 | 1.5>2.0 |
| Level4 | 2.0>2.5 |
| Level5 | 2.5>3.0 |

| Program outcome Attainment | | | | | %PO Attainment |
|-------------------------------------|---------------------------------------|--|--|-----------------------|----------------|
| Average Attainment by Direct Method | Average Attainment by Indirect Method | 60% of Average Attainment by Direct Method | 40% of Average Attainment by Indirect Method | Average PO Attainment | |
| 2.98 | 3.00 | 1.80 | 1.20 | 3.00 | 100 |


Head of Department
 Computer Sciences
 R.C.Patel Arts, Comm. & Sci
 College, Shirpur




Principal
 R. C. Patel Arts, Commerce and
 Science College, Shirpur


**Calculation for Program Outcome Attainment for the Year 2019-20(TY-CS)
Attainment of Course Outcome**

| Semester Theory/ Practical | Course Code | Course Title | % of Student Passed in External Exam | Level of Attainment | 60% of Attainment Level in end term exam | % of Students Passed in Internal Exam | Level of Attainment | 40% of Attainment Level in end term exam | Attainment of Course outcome | %CO Attainment |
|----------------------------|-------------|---|--------------------------------------|---------------------|--|---------------------------------------|---------------------|--|------------------------------|----------------|
| 1 | 2 | 3 | 4 | 5 | 6 | 7 | 8 | 9 | 10=6+9 | 11 |
| SEM V | CS-311 | System Programming | 100 | 3 | 1.8 | 88 | 3 | 1.2 | 3 | 100 |
| | CS-312 | Database Management System | 100 | 3 | 1.8 | 100 | 3 | 1.2 | 3 | 100 |
| | CS-313 | Software Engineering | 100 | 3 | 1.8 | 80 | 3 | 1.2 | 3 | 100 |
| | CS-314 | Computer Aided Graphics | 100 | 3 | 1.8 | 100 | 3 | 1.2 | 3 | 100 |
| | CS-315 | Programing in VB.NET | 100 | 3 | 1.8 | 90 | 3 | 1.2 | 3 | 100 |
| | CS-316 | Programing in Java -I | 100 | 3 | 1.8 | 95 | 3 | 1.2 | 3 | 100 |
| | CS-301 | Lab on system Programing | 100 | 3 | 1.8 | 100 | 3 | 1.2 | 3 | 100 |
| | CS-302 | Lab on Programing in VB.NET & Computer Aided Graphics | 100 | 3 | 1.8 | 100 | 3 | 1.2 | 3 | 100 |
| | CS-303 | Lab on Java Programing I | 100 | 3 | 1.8 | 100 | 3 | 1.2 | 3 | 100 |
| SEM VI | CS-321 | Operating System | 100 | 3 | 1.8 | 88 | 3 | 1.2 | 3 | 100 |
| | CS-322 | MS SQL Server | 100 | 3 | 1.8 | 78 | 3 | 1.2 | 3 | 100 |
| | CS-323 | Internet Programing Using PHP | 100 | 3 | 1.8 | 89 | 3 | 1.2 | 3 | 100 |
| | CS-324 | Theoretical Computer Science | 100 | 3 | 1.8 | 76 | 3 | 1.2 | 3 | 100 |
| | CS-325 | Computer network | 100 | 3 | 1.8 | 66 | 3 | 1.2 | 3 | 100 |
| | CS-326 | Programing in Java-II | 100 | 3 | 1.8 | 60 | 3 | 1.2 | 3 | 100 |
| | CS-304 | Lab on MS SQL Serve | 100 | 3 | 1.8 | 100 | 3 | 1.2 | 3 | 100 |
| | CS-305 | Lab on Internet Programing Using in PHP | 100 | 3 | 1.8 | 100 | 3 | 1.2 | 3 | 100 |
| | CS-306 | Lab on Programing in Java -II | 100 | 3 | 1.8 | 100 | 3 | 1.2 | 3 | 100 |
| | | | | | 1.80 | | | 1.20 | 3.00 | 100 |

| | |
|--------|--|
| Level1 | <45% of students scoring more than average marks |
| Level2 | 45-60% of students scoring more than average marks |
| Level3 | >60% of students scoring more than average marks |

| Program Outcome Level | Target Attainment |
|-----------------------|-------------------|
| Level1 | 0.5>1.0 |
| Level2 | 1.0>1.5 |
| Level3 | 1.5>2.0 |
| Level4 | 2.0>2.5 |
| Level5 | 2.5>3.0 |

| Program outcome Attainment | | | | | |
|-------------------------------------|---------------------------------------|--|--|-----------------------|----------------|
| Average Attainment by Direct Method | Average Attainment by Indirect Method | 60% of Average Attainment by Direct Method | 40% of Average Attainment by Indirect Method | Average PO Attainment | %PO Attainment |
| 3.00 | 3.00 | 1.80 | 1.20 | 3.00 | 100 |


Head of Department
 Computer Sciencs
 R.C.Patel Arts, Comm. & Sci
 College, Shirpur




Principal
 R. C. Patel Arts, Commerce and
 Science College, Shirpur


**Calculation for Program Outcome Attainment for the Year 2020-21(TY-CS)
Attainment of Course Outcome**

| Semester (Theory/ Practical) | Course Code | Course Title | % of Students Passed In External Exam | Level of Attainment | 60% of Attainment Level in end term exam | % of Students Passed in Internal Exam | Level of Attainment | 40% of Attainment Level in end term exam | Attainment of Course outcome | %CO Attainment |
|------------------------------------|----------------|--------------------------------|---|------------------------|---|---|------------------------|---|------------------------------------|-------------------|
| 1 | 2 | 3 | 4 | 5 | 6 | 7 | 8 | 9 | 10=6+9 | 11 |
| SEM V | CS-501 | System Programing | 100 | 3 | 1.8 | 79 | 3 | 1.2 | 3 | 100 |
| | CS-502 | Database Management System | 100 | 3 | 1.8 | 100 | 3 | 1.2 | 3 | 100 |
| | CS-503 | Software Engineering | 100 | 3 | 1.8 | 80 | 3 | 1.2 | 3 | 100 |
| | CS-504 | Computer Aided Graphics | 100 | 3 | 1.8 | 100 | 3 | 1.2 | 3 | 100 |
| | CS-505 | Python Programming -I | 100 | 3 | 1.8 | 56 | 2 | 0.8 | 2.6 | 86 |
| | CS-506 | Java Programing -I | 100 | 3 | 1.8 | 95 | 3 | 1.2 | 3 | 100 |
| | CS-507 | Lab on Python Programming -I | 100 | 3 | 1.8 | 100 | 3 | 1.2 | 3 | 100 |
| | CS-508 | Lab on Computer Aided Graphics | 100 | 3 | 1.8 | 100 | 3 | 1.2 | 3 | 100 |
| | CS-509 | Lab on java Programming -I | 100 | 3 | 1.8 | 100 | 3 | 1.2 | 3 | 100 |
| SEM VI | CS-601 | Operating System | 100 | 3 | 1.8 | 70 | 3 | 1.2 | 3 | 100 |
| | CS-602 | R-DBMS | 100 | 3 | 1.8 | 78 | 3 | 1.2 | 3 | 100 |
| | CS-603 | Computer Network | 100 | 3 | 1.8 | 82 | 3 | 1.2 | 3 | 100 |
| | CS-604 | Theoretical Computer Science | 100 | 3 | 1.8 | 76 | 3 | 1.2 | 3 | 100 |
| | CS-605 | Python Programming -II | 100 | 3 | 1.8 | 80 | 3 | 1.2 | 3 | 100 |
| | CS-606 | Java Programing -II | 100 | 3 | 1.8 | 85 | 3 | 1.2 | 3 | 100 |
| | CS-607 | Lab on java Programming -II | 100 | 3 | 1.8 | 100 | 3 | 1.2 | 3 | 100 |
| | CS-608 | Lab on Python Programming -II | 100 | 3 | 1.8 | 100 | 3 | 1.2 | 3 | 100 |
| | CS-609 | Lab on R-DBMS | 100 | | | 100 | 3 | 1.2 | | 100 |
| | | | | | 1.80 | | | 1.20 | 2.98 | 99 |

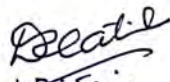
| | |
|--------|--|
| Level1 | <45% of students scoring more than average marks |
| Level2 | 45-60% of students scoring more than average marks |
| Level3 | >60% of students scoring more than average marks |

| Program Outcome Level | Target Attainment |
|-----------------------|-------------------|
| Level1 | 0.5>1.0 |
| Level2 | 1.0>1.5 |
| Level3 | 1.5>2.0 |
| Level4 | 2.0>2.5 |
| Level5 | 2.5>3.0 |

| Program outcome Attainment | | | | | |
|-------------------------------------|---------------------------------------|--|--|-----------------------|----------------|
| Average Attainment by Direct Method | Average Attainment by Indirect Method | 60% of Average Attainment by Direct Method | 40% of Average Attainment by Indirect Method | Average PO Attainment | %PO Attainment |
| 2.98 | 3.00 | 1.80 | 1.20 | 3.00 | 100 |


 Head of Department
 Computer Sciences
 R.C.Patel Arts, Comm. & Sci
 College, Shirpur




 Principal
 R. C. Patel Arts, Commerce and
 Science College, Shirpur


**Calculation for Program Outcome Attainment for the Year 2021-22(TY-CS)
Attainment of Course Outcome**

| Semester (Theory/ Practical) | Course Code | Course Title | % of Students Passed in External Exam | Level of Attainment | 60% of Attainment Level in end term exam | % of Students Passed in Internal Exam | Level of Attainment | 40% of Attainment Level in end term exam | Attainment of Course outcome | %CO Attainment |
|------------------------------------|----------------|--------------------------------|---|------------------------|---|---|------------------------|---|------------------------------------|-------------------|
| 1 | 2 | 3 | 4 | 5 | 6 | 7 | 8 | 9 | 10=6+9 | 11 |
| SEM V | CS-501 | System Programming | 100 | 3 | 1.8 | 79 | 3 | 1.2 | 3 | 100 |
| | CS-502 | Database Management System | 100 | 3 | 1.8 | 100 | 3 | 1.2 | 3 | 100 |
| | CS-503 | Software Engineering | 100 | 3 | 1.8 | 80 | 3 | 1.2 | 3 | 100 |
| | CS-504 | Computer Aided Graphics | 100 | 3 | 1.8 | 100 | 3 | 1.2 | 3 | 100 |
| | CS-505 | Python Programming -I | 100 | 3 | 1.8 | 56 | 2 | 0.8 | 2.6 | 86 |
| | CS-506 | Java Programing -I | 100 | 3 | 1.8 | 95 | 3 | 1.2 | 3 | 100 |
| | CS-507 | Lab on Python Programming -I | 100 | 3 | 1.8 | 100 | 3 | 1.2 | 3 | 100 |
| | CS-508 | Lab on Computer Aided Graphics | 100 | 3 | 1.8 | 100 | 3 | 1.2 | 3 | 100 |
| | CS-509 | Lab on java Programming -I | 100 | 3 | 1.8 | 100 | 3 | 1.2 | 3 | 100 |
| SEM VI | CS-601 | Operating System | 100 | 3 | 1.8 | 62 | 3 | 1.2 | 3 | 100 |
| | CS-602 | R-DBMS | 100 | 3 | 1.8 | 78 | 3 | 1.2 | 3 | 100 |
| | CS-603 | Computer Network | 100 | 3 | 1.8 | 58 | 2 | 0.8 | 2.6 | 86 |
| | CS-604 | Theoretical Computer Science | 100 | 3 | 1.8 | 76 | 3 | 1.2 | 3 | 100 |
| | CS-605 | Python Programming -II | 100 | 3 | 1.8 | 66 | 3 | 1.2 | 3 | 100 |
| | CS-606 | Java Programing -II | 100 | 3 | 1.8 | 60 | 3 | 1.2 | 3 | 100 |
| | CS-607 | Lab on java Programming -II | 100 | 3 | 1.8 | 100 | 3 | 1.2 | 3 | 100 |
| | CS-608 | Lab on Python Programming -II | 100 | 3 | 1.8 | 100 | 3 | 1.2 | 3 | 100 |
| | CS-609 | Lab on R-DBMS | 100 | 3 | 1.8 | 100 | 3 | 1.2 | 3 | 100 |
| | | | | | 1.80 | | | 1.20 | 2.96 | 98 |

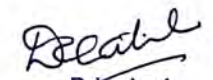
| | |
|--------|--|
| Level1 | <45% of students scoring more than average marks |
| Level2 | 45-60% of students scoring more than average marks |
| Level3 | >60% of students scoring more than average marks |

| Program Outcome Level | Target Attainment |
|-----------------------|-------------------|
| Level1 | 0.5>1.0 |
| Level2 | 1.0>1.5 |
| Level3 | 1.5>2.0 |
| Level4 | 2.0>2.5 |
| Level5 | 2.5>3.0 |

| Program outcome Attainment | | | | | |
|-------------------------------------|---------------------------------------|--|--|-----------------------|----------------|
| Average Attainment by Direct Method | Average Attainment by Indirect Method | 60% of Average Attainment by Direct Method | 40% of Average Attainment by Indirect Method | Average PO Attainment | %PO Attainment |
| 2.96 | 3.00 | 1.80 | 1.20 | 3.00 | 100 |


Head of Department
 Computer Sciences
 R.C.Patel Arts, Comm. & Sci
 College, Shirpur




Principal
 R. C. Patel Arts, Commerce and
 Science College, Shirpur


**Calculation for Program Outcome Attainment for the Year 2022-23(TY-CS)
Attainment of Course Outcome**

| Semester (Theory/ Practical) | Course Code | Course Titles | % of Students Passed in External Exam | Level of Attainment | 60% of Attainment Level in end term exam | % of Students Passed in Internal Exam | Level of Attainment | 40% of Attainment Level in end term exam | Attainment of Course outcome | %CO Attainment |
|------------------------------------|----------------|--------------------------------|---|------------------------|---|---|------------------------|--|---------------------------------|-------------------|
| 1 | 2 | 3 | 4 | 5 | 6 | 7 | 8 | 9 | 10=6+9 | 11 |
| SEM V | CS-501 | System Programming | 100 | 3 | 1.8 | 79 | 3 | 1.2 | 3 | 100 |
| | CS-502 | Database Management System | 100 | 3 | 1.8 | 100 | 3 | 1.2 | 3 | 100 |
| | CS-503 | Software Engineering | 100 | 3 | 1.8 | 80 | 3 | 1.2 | 3 | 100 |
| | CS-504 | Computer Aided Graphics | 100 | 3 | 1.8 | 100 | 3 | 1.2 | 3 | 100 |
| | CS-505 | Python Programming -I | 100 | 3 | 1.8 | 56 | 2 | 0.8 | 2.6 | 86 |
| | CS-506 | Java Programming -I | 100 | 3 | 1.8 | 95 | 3 | 1.2 | 3 | 100 |
| | CS-507 | Lab on Python Programming -I | 100 | 3 | 1.8 | 100 | 3 | 1.2 | 3 | 100 |
| | CS-508 | Lab on Computer Aided Graphics | 100 | 3 | 1.8 | 100 | 3 | 1.2 | 3 | 100 |
| | CS-509 | Lab on java Programming -I | 100 | 3 | 1.8 | 100 | 3 | 1.2 | 3 | 100 |
| SEM VI | CS-601 | Operating System | 80.82 | 3 | 1.8 | 62 | 3 | 1.2 | 3 | 100 |
| | CS-602 | R-DBMS | 91.57 | 3 | 1.8 | 78 | 3 | 1.2 | 3 | 100 |
| | CS-603 | Computer Network | 89.16 | 3 | 1.8 | 58 | 2 | 0.8 | 2.6 | 86 |
| | CS-604 | Theoretical Computer Science | 96.39 | 3 | 1.8 | 76 | 3 | 1.2 | 3 | 100 |
| | CS-605 | Python Programming -II | 80.72 | 3 | 1.8 | 66 | 3 | 1.2 | 3 | 100 |
| | CS-606 | Java Programming -II | 91.57 | 3 | 1.8 | 60 | 3 | 1.2 | 3 | 100 |
| | CS-607 | Lab on java Programming -II | 100 | 3 | 1.8 | 100 | 3 | 1.2 | 3 | 100 |
| | CS-608 | Lab on Python Programming -II | 100 | 3 | 1.8 | 100 | 3 | 1.2 | 3 | 100 |
| | CS-609 | Lab on R-DBMS | 100 | 3 | 1.8 | 100 | 3 | 1.2 | 3 | 100 |
| | | | | | 1.80 | | | 1.20 | 2.96 | 98 |

| | |
|--------|--|
| Level1 | <45% of students scoring more than average marks |
| Level2 | 45-60% of students scoring more than average marks |
| Level3 | >60% of students scoring more than average marks |

| Program Outcome Level | Target Attainment |
|-----------------------|-------------------|
| Level1 | 0.5>1.0 |
| Level2 | 1.0>1.5 |
| Level3 | 1.5>2.0 |
| Level4 | 2.0>2.5 |
| Level5 | 2.5>3.0 |

| Program outcome Attainment | | | | | |
|-------------------------------------|---------------------------------------|--|--|-----------------------|----------------|
| Average Attainment by Direct Method | Average Attainment by Indirect Method | 60% of Average Attainment by Direct Method | 40% of Average Attainment by Indirect Method | Average PO Attainment | %PO Attainment |
| 2.96 | 3.00 | 1.80 | 1.20 | 3.00 | 100 |


Head of Department
 Computer Sciences
 R.C.Patel Arts, Comm. & Sci
 College, Shirpur




Principal
 R. C. Patel Arts, Commerce and
 Science College, Shirpur


**Calculation for Program Outcome Attainment for the Year 2018-19(MSC-CS)
Attainment of Course Outcome**

| Semester (Theory/ Practical) | Course Code | Course Title | % of Students Passed in External Exam | Level of Attainment | 60% of Attainment Level in end term exam | % of Students Passed in Internal Exam | Level of Attainment | 40% of Attainment Level in end term exam | Attainment of Course outcome | %CO Attainment |
|------------------------------|-------------|---|---------------------------------------|---------------------|--|---------------------------------------|---------------------|--|------------------------------|----------------|
| 1 | 2 | 3 | 4 | 5 | 6 | 7 | 8 | 9 | 10=6+9 | 11 |
| SEM III | CS-301 | Software Engineering | 100 | 3 | 1.8 | 100 | 3 | 1.2 | 3 | 100 |
| | CS-302 | Optimization Algorithm | 100 | 3 | 1.8 | 100 | 3 | 1.2 | 3 | 100 |
| | CS-303 | Internet Computing | 100 | 3 | 1.8 | 100 | 3 | 1.2 | 3 | 100 |
| | CS-304 | Windows and Visual C++ Programing | 100 | 3 | 1.8 | 100 | 3 | 1.2 | 3 | 100 |
| | CS-305 | Lab-V Windows and VC++ Programing | 100 | 3 | 1.8 | 100 | 3 | 1.2 | 3 | 100 |
| | CS-306 | Lab -Vi Internet Computing | 100 | 3 | 1.8 | 100 | 3 | 1.2 | 3 | 100 |
| SEM IV | CS-401 | Natural language processing | 100 | 3 | 1.8 | 100 | 3 | 1.2 | 3 | 100 |
| | CS-402 | Advance network programming | 100 | 3 | 1.8 | 100 | 3 | 1.2 | 3 | 100 |
| | CS-403 | Data Mining | 100 | 3 | 1.8 | 100 | 3 | 1.2 | 3 | 100 |
| | CS-404 | Lab-VI lab on network programming and data mining | 100 | 3 | 1.8 | 100 | 3 | 1.2 | 3 | 100 |
| | CS-405 | Mini-Project | 96.29 | 3 | 1.8 | 100 | 3 | 1.2 | 3 | 100 |
| | | | | | 1.80 | | | 1.20 | 3.00 | 100 |

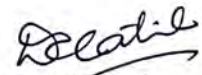
| | |
|--------|--|
| Level1 | <45% of students scoring more than average marks |
| Level2 | 45-60% of students scoring more than average marks |
| Level3 | >60% of students scoring more than average marks |

| Program Outcome Level | Target Attainment |
|-----------------------|-------------------|
| Level1 | 0.5>1.0 |
| Level2 | 1.0>1.5 |
| Level3 | 1.5>2.0 |
| Level4 | 2.0>2.5 |
| Level5 | 2.5>3.0 |

| Program outcome Attainment | | | | | |
|-------------------------------------|---------------------------------------|--|--|-----------------------|----------------|
| Average Attainment by Direct Method | Average Attainment by Indirect Method | 60% of Average Attainment by Direct Method | 40% of Average Attainment by Indirect Method | Average PO Attainment | %PO Attainment |
| 3.00 | 3.00 | 1.80 | 1.20 | 3.00 | 100 |


Head of Department
 Computer Sciences
 R.C. Patel Arts, Commerce and Science College, Shirpur




Principal
 R. C. Patel Arts, Commerce and Science College, Shirpur


**Calculation for Program Outcome Attainment for the Year 2019-20(MSC-CS)
Attainment of Course Outcome**

| Semester (Theory/ Practical) | Course Code | Course Title | % of Students Passed in External Exam | Level of Attainment | 60% of Attainment Level in end term exam | % of Students Passed in Internal Exam | Level of Attainment | 40% of Attainment Level in end term exam | Attainment of Course outcome | %CO Attainment |
|------------------------------------|----------------|---|---|------------------------|---|---|------------------------|---|------------------------------------|-------------------|
| 1 | 2 | 3 | 4 | 5 | 6 | 7 | 8 | 9 | 10=6+9 | 11 |
| SEM III | CS-301 | Machine Learning | 100 | 3 | 1.8 | 79 | 3 | 1.2 | 3 | 100 |
| | CS-302 | Web Application Development Technology | 100 | 3 | 1.8 | 100 | 3 | 1.2 | 3 | 100 |
| | CS-303 | Computer Graphics and Digital Image Processing | 100 | 3 | 1.8 | 80 | 3 | 1.2 | 3 | 100 |
| | CS-304 | Software Engineering | 100 | 3 | 1.8 | 100 | 3 | 1.2 | 3 | 100 |
| | CS-305 (B) | Optimization Algorithms | 100 | 3 | 1.8 | 56 | 2 | 1.2 | 2.6 | 86 |
| | Lab V | Lab on web application development technology | 100 | 3 | 1.8 | 95 | 3 | 1.2 | 3 | 100 |
| | Lab VI | Lab on Computer Graphics and Digital Image Processing | 100 | 3 | 1.8 | 70 | 3 | 1.2 | 3 | 100 |
| SEM IV | CS-401 | Project Full time Industrial Training | 100 | 3 | 1.8 | 62 | 3 | 1.2 | 3 | 100 |
| | | | | | 1.80 | | | 1.20 | 2.95 | 98 |

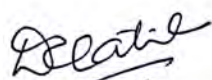
| | |
|--------|--|
| Level1 | <45% of students scoring more than average marks |
| Level2 | 45-60% of students scoring more than average marks |
| Level3 | >60% of students scoring more than average marks |

| Program outcome Attainment | | | | | |
|--|--|--|--|-----------------------------|-------------------|
| Average Attainment by Direct Method | Average Attainment by Indirect Method | 60% of Average Attainment by Direct Method | 40% of Average Attainment by Indirect Method | Average PO Attainment | %PO Attainment |
| 2.95 | 3.00 | 1.80 | 1.20 | 3.00 | 100 |

| Program Outcome Level | Target Attainment |
|--------------------------|----------------------|
| Level1 | 0.5>1.0 |
| Level2 | 1.0>1.5 |
| Level3 | 1.5>2.0 |
| Level4 | 2.0>2.5 |
| Level5 | 2.5>3.0 |


Head of Department
 Computer Sciences
 R.C.Patel Arts, Comm. & Sci
 College, Shirpur




Principal
 R. C. Patel Arts, Commerce and
 Science College, Shirpur


**Calculation for Program Outcome Attainment for the Year 2020-21(MSC-CS)
Attainment of Course Outcome**

| Semester (Theory/ Practical) | Course Code | Course Title | % of Students Passed In External Exam | Level of Attainment | 60% of Attainment Level in end term exam | % of Students Passed In Internal Exam | Level of Attainment | 40% of Attainment Level in end term exam | Attainment Of Course outcome | %CO Attainment |
|------------------------------|-------------|---|---------------------------------------|---------------------|--|---------------------------------------|---------------------|--|------------------------------|----------------|
| 1 | 2 | 3 | 4 | 5 | 6 | 7 | 8 | 9 | 10=6+9 | 11 |
| SEM III | CS-301 | Machine Learning | 100 | 3 | 1.8 | 79 | 3 | 1.2 | 3 | 100 |
| | CS-302 | Web Application Development Technology | 100 | 3 | 1.8 | 100 | 3 | 1.2 | 3 | 100 |
| | CS-303 | Computer Graphics and Digital Image Processing | 100 | 3 | 1.8 | 80 | 3 | 1.2 | 3 | 100 |
| | CS-304 | Software Engineering | 100 | 3 | 1.8 | 100 | 3 | 1.2 | 3 | 100 |
| | CS-305 (B) | Optimization Algorithms | 100 | 3 | 1.8 | 56 | 2 | 0.8 | 2.6 | 86 |
| | Lab V | Lab on web application development technology | 100 | 3 | 1.8 | 95 | 3 | 1.2 | 3 | 100 |
| | Lab VI | Lab on Computer Graphics and Digital Image Processing | 100 | 3 | 1.8 | 70 | 3 | 1.2 | 3 | 100 |
| SEM IV | CS-401 | Project Full time Industrial Training | 100 | 3 | 1.8 | 62 | 3 | 1.2 | 3 | 100 |
| | | | | | 1.80 | | | 1.20 | 2.95 | 98 |

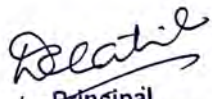
| | |
|--------|--|
| Level1 | <45% of students scoring more than average marks |
| Level2 | 45-60% of students scoring more than average marks |
| Level3 | >60% of students scoring more than average marks |

| Program Outcome Level | Target Attainment |
|-----------------------|-------------------|
| Level1 | 0.5>1.0 |
| Level2 | 1.0>1.5 |
| Level3 | 1.5>2.0 |
| Level4 | 2.0>2.5 |
| Level5 | 2.5>3.0 |

| Program outcome Attainment | | | | | |
|-------------------------------------|---------------------------------------|--|--|-----------------------|----------------|
| Average Attainment by Direct Method | Average Attainment by Indirect Method | 60% of Average Attainment by Direct Method | 40% of Average Attainment by Indirect Method | Average PO Attainment | %PO Attainment |
| 2.95 | 3.00 | 1.80 | 1.20 | 3.00 | 100 |


 Head of Department
 Computer Sciences
 R.C.Patel Arts, Comm. & Sci
 College, Shirpur




 Principal
 R. C. Patel Arts, Commerce and
 Science College, Shirpur

**Calculation for Program Outcome Attainment for the Year 2021-22(MSC-CS)
Attainment of Course Outcome**

| Semester (Theory/ Practical) | Course Code | Course Title | % of Students Passed in External Exam | Level of Attainment | 60% of Attainment Level in end term exam | % of Students Passed in Internal Exam | Level of Attainment | 40% of Attainment Level in end term exam | Attainment of Course outcome | %CO Attainment |
|------------------------------|-------------|---|---------------------------------------|---------------------|--|---------------------------------------|---------------------|--|------------------------------|----------------|
| 1 | 2 | 3 | 4 | 5 | 6 | 7 | 8 | 9 | 10=6+9 | 11 |
| SEM III | CS-301 | Web Application Development Technology | 100 | 3 | 1.8 | 85 | 3 | 1.2 | 3 | 100 |
| | CS-302 | Digital Image Processing | 100 | 3 | 1.8 | 97 | 3 | 1.2 | 3 | 100 |
| | CS-303 | Software Engineering | 100 | 3 | 1.8 | 80 | 3 | 1.2 | 3 | 100 |
| | CS-304 | Big data Analytics | 100 | 3 | 1.8 | 100 | 3 | 1.2 | 3 | 100 |
| | Lab V | Lab on Web Application Development Technology | 100 | 3 | 1.8 | 100 | 3 | 1.2 | 3 | 100 |
| | Lab VI | Lab on Digital Image Processing | 100 | 3 | 1.8 | 100 | 3 | 1.2 | 3 | 100 |
| SEM IV | CS-401 | Natural Language Processing | 100 | 3 | 1.8 | 62 | 3 | 1.2 | 3 | 100 |
| | CS-402 | Data warehouse and Data Mining | 100 | 3 | 1.8 | 78 | 3 | 1.2 | 3 | 100 |
| | CS-403 | Optimization Algorithms | 100 | 3 | 1.8 | 58 | 2 | 0.8 | 2.6 | 86 |
| | Lab VII | Lab on Data warehouse and Data Mining | 100 | 3 | 1.8 | 100 | 3 | 1.2 | 3 | 100 |
| | CS-405 | Mini-Project | 100 | 3 | 1.8 | 70 | 3 | 1.2 | 3 | 100 |
| | | | | | 1.80 | | | 1.20 | 2.96 | 98 |


| | |
|--------|--|
| Level1 | <45% of students scoring more than average marks |
| Level2 | 45-60% of students scoring more than average marks |
| Level3 | >60% of students scoring more than average marks |

| Program Outcome Level | Target Attainment |
|-----------------------|-------------------|
| Level1 | 0.5>1.0 |
| Level2 | 1.0>1.5 |
| Level3 | 1.5>2.0 |
| Level4 | 2.0>2.5 |
| Level5 | 2.5>3.0 |

| Program outcome Attainment | | | | | |
|-------------------------------------|---------------------------------------|--|--|-----------------------|----------------|
| Average Attainment by Direct Method | Average Attainment by Indirect Method | 60% of Average Attainment by Direct Method | 40% of Average Attainment by Indirect Method | Average PO Attainment | %PO Attainment |
| 2.96 | 3.00 | 1.80 | 1.20 | 3.00 | 100 |


 Head of Department
 Computer Sciences
 R.C.Patel Arts, Comm. & Sci
 College, Shirpur




 Principal
 R. C. Patel Arts, Commerce and
 Science College, Shirpur


**Calculation for Program Outcome Attainment for the Year 2022-23(MSC-CS)
Attainment of Course Outcome**

| Semester (Theory/ Practical) | Course Code | Course Title | % of Students Passed In External Exam | Level of Attainment | 60% of Attainment Level in end term exam | % of Students Passed in Internal Exam | Level of Attainment | 40% of Attainment Level in end term exam | Attainment of Course outcome | %CO Attainment |
|------------------------------------|----------------|---|---|------------------------|---|---|------------------------|---|------------------------------------|-------------------|
| 1 | 2 | 3 | 4 | 5 | 6 | 7 | 8 | 9 | 10=6+9 | 11 |
| SEM III | CS-301 | Web Application Development Technology | 100 | 3 | 1.8 | 85 | 3 | 1.2 | 3 | 100 |
| | CS-302 | Digital Image Processing | 100 | 3 | 1.8 | 97 | 3 | 1.2 | 3 | 100 |
| | CS-303 | Software Engineering | 100 | 3 | 1.8 | 80 | 3 | 1.2 | 3 | 100 |
| | CS-304 | Big data Analytics | 100 | 3 | 1.8 | 100 | 3 | 1.2 | 3 | 100 |
| | Lab V | Lab on Web Application Development Technology | 100 | 3 | 1.8 | 100 | 3 | 1.2 | 3 | 100 |
| | Lab VI | Lab on Digital Image Processing | 100 | 3 | 1.8 | 100 | 3 | 1.2 | 3 | 100 |
| SEM IV | CS-401 | Natural Language Processing | 100 | 3 | 1.8 | 62 | 3 | 1.2 | 3 | 100 |
| | CS-402 | Data warehouse and Data Mining | 100 | 3 | 1.8 | 78 | 3 | 1.2 | 3 | 100 |
| | CS-403 | Optimization Algorithms | 100 | 3 | 1.8 | 58 | 2 | 0.8 | 2.6 | 86 |
| | Lab VII | Lab on Data warehouse and Data Mining | 100 | 3 | 1.8 | 100 | 3 | 1.2 | 3 | 100 |
| | 405 | Mini-Project | 100 | 3 | 1.8 | 70 | 3 | 1.2 | 3 | 100 |
| | | | | | 1.80 | | | 1.20 | 2.96 | 98 |

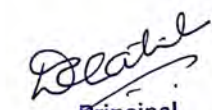
| | |
|--------|--|
| Level1 | <45% of students scoring more than average marks |
| Level2 | 45-60% of students scoring more than average marks |
| Level3 | >60% of students scoring more than average marks |

| Program Outcome Level | Target Attainment |
|--------------------------|----------------------|
| Level1 | 0.5>1.0 |
| Level2 | 1.0>1.5 |
| Level3 | 1.5>2.0 |
| Level4 | 2.0>2.5 |
| Level5 | 2.5>3.0 |

| Program outcome Attainment | | | | | |
|--|--|--|--|-----------------------------|-------------------|
| Average Attainment by Direct Method | Average Attainment by Indirect Method | 60% of Average Attainment by Direct Method | 40% of Average Attainment by Indirect Method | Average PO Attainment | %PO Attainment |
| 2.96 | 3.00 | 1.80 | 1.20 | 3.00 | 100 |


Head of Department
 Computer Sciences
 R.C.Patel Arts, Comm. & Sci
 College, Shirpur




Principal
 R. C. Patel Arts, Commerce and
 Science College, Shirpur


**Calculation for Program Outcome Attainment for the Year 2018-19
Attainment of Course Outcome**

| Semester (Theory/ Practical) | Course Code | Course Title | % of Students above average University Marks | Level of Attainment | 60% of Attainment Level in end term exam | % of Students above average Internal Marks | Level of Attainment | 40% of Attainment Level in end term exam | Attainment of Course Outcome | %CO Attainment |
|------------------------------|-------------|---|--|---------------------|--|--|---------------------|--|------------------------------|----------------|
| 1 | 2 | 3 | 4 | 5 | 6 | 7 | 8 | 9 | 10 | 11 |
| SEM-V | MTH-351 | Topics in Metric Spaces | 100 | 3 | 1.8 | 100 | 3 | 1.2 | 3 | 100 |
| | MTH-352 | Integral Calculus | 100 | 3 | 1.8 | 100 | 3 | 1.2 | 3 | 100 |
| | MTH-353 | Modern Algebra | 100 | 3 | 1.8 | 100 | 3 | 1.2 | 3 | 100 |
| | MTH-354 | Lattice Theory | 100 | 3 | 1.8 | 100 | 3 | 1.2 | 3 | 100 |
| | MTH-355 | C-Programming | 100 | 3 | 1.8 | 100 | 3 | 1.2 | 3 | 100 |
| | MTH-356 | Vector Analysis | 100 | 3 | 1.8 | 100 | 3 | 1.2 | 3 | 100 |
| | MTH-357 | Practical Course based on (MTH-351,352) | 100 | 3 | 1.8 | 100 | 3 | 1.2 | 3 | 100 |
| | MTH-358 | Practical Course based on (MTH-353,354) | 100 | 3 | 1.8 | 100 | 3 | 1.2 | 3 | 100 |
| | MTH-359 | Practical Course based on (MTH-355,356) | 100 | 3 | 1.8 | 100 | 3 | 1.2 | 3 | 100 |
| SEM VI | MTH-361 | Measure and integration Theory | 100 | 3 | 1.8 | 100 | 3 | 1.2 | 3 | 100 |
| | MTH-362 | Method of Real Analysis | 100 | 3 | 1.8 | 100 | 3 | 1.2 | 3 | 100 |
| | MTH-363 | Linear Algebra | 100 | 3 | 1.8 | 100 | 3 | 1.2 | 3 | 100 |
| | MTH-364 | Ordinary and Partial Differential Equations | 100 | 3 | 1.8 | 100 | 3 | 1.2 | 3 | 100 |
| | MTH-365 | Optimization Techniques | 100 | 3 | 1.8 | 100 | 3 | 1.2 | 3 | 100 |
| | MTH-366 | Differential Geometry | 100 | 3 | 1.8 | 100 | 3 | 1.2 | 3 | 100 |
| | MTH-367 | Practical Course based on (MTH-361,362) | 100 | 3 | 1.8 | 100 | 3 | 1.2 | 3 | 100 |
| | MTH-368 | Practical Course based on (MTH-363,364) | 100 | 3 | 1.8 | 100 | 3 | 1.2 | 3 | 100 |
| | | | | | 1.80 | | | 1.20 | 3.00 | 100 |

| | |
|--------|--|
| Level1 | <45% of students scoring more than average marks |
| Level2 | 45-60% of students scoring more than average marks |
| Level3 | >60% of students scoring more than average marks |

| Program Outcome Level | Target Attainment |
|-----------------------|-------------------|
| Level1 | 0.5>1.0 |
| Level2 | 1.0>1.5 |
| Level3 | 1.5>2.0 |
| Level4 | 2.0>2.5 |
| Level5 | 2.5>3.0 |

| Program Outcome Attainment | | | | | |
|-------------------------------------|---------------------------------------|--|--|-----------------------|-----------------|
| Average Attainment by Direct Method | Average Attainment by Indirect Method | 60% of Average Attainment by Direct Method | 40% of Average Attainment by indirect Method | Average PO Attainment | % PO Attainment |
| 3.00 | 3.00 | 1.80 | 1.20 | 3.00 | 100 |


HEAD
 Department Of Mathematics
 R.C.Patel Arts, Com & Sci. College Shirpur




PRINCIPAL
 R.C.Patel Art's, Commerce and
 Science College, Shirpur, Dist. Dhule

Calculation for Program Outcome Attainment for the Year 2019-20
Attainment of Course Outcome

| Semester (Theory/ Practical) | Course Code | Course Title | % of Students above average University Marks | Level of Attainment | 60% of Attainment Level in end term exam | % of Students above average Internal Marks | Level of Attainment | 40% of Attainment Level in end term exam | Attainment of Course Outcome | %CO Attainment |
|------------------------------------|----------------|---|---|------------------------|---|---|------------------------|---|------------------------------------|-------------------|
| 1 | 2 | 3 | 4 | 5 | 6 | 7 | 8 | 9 | 10 | 11 |
| SEM-V | MTH-351 | Topics in Metric Spaces | 100 | 3 | 1.8 | 100 | 3 | 1.2 | 3 | 100 |
| | MTH-352 | Integral Calculus | 95 | 3 | 1.8 | 100 | 3 | 1.2 | 3 | 100 |
| | MTH-353 | Modern Algebra | 95 | 3 | 1.8 | 100 | 3 | 1.2 | 3 | 100 |
| | MTH-354 | Lattice Theory | 100 | 3 | 1.8 | 100 | 3 | 1.2 | 3 | 100 |
| | MTH-355 | C-Programming | 100 | 3 | 1.8 | 100 | 3 | 1.2 | 3 | 100 |
| | MTH-356 | Vector Analysis | 95 | 3 | 1.8 | 100 | 3 | 1.2 | 3 | 100 |
| | MTH-357 | Practical Course based on (MTH-351,352) | 100 | 3 | 1.8 | 100 | 3 | 1.2 | 3 | 100 |
| | MTH-358 | Practical Course based on (MTH-353,354) | 100 | 3 | 1.8 | 100 | 3 | 1.2 | 3 | 100 |
| | MTH-359 | Practical Course based on (MTH-355,356) | 100 | 3 | 1.8 | 100 | 3 | 1.2 | 3 | 100 |
| SEM VI | MTH-361 | Measure and integration Theory | 100 | 3 | 1.8 | 100 | 3 | 1.2 | 3 | 100 |
| | MTH-362 | Method of Real Analysis | 95 | 3 | 1.8 | 100 | 3 | 1.2 | 3 | 100 |
| | MTH-363 | Linear Algebra | 100 | 3 | 1.8 | 100 | 3 | 1.2 | 3 | 100 |
| | MTH-364 | Ordinary and Partial Differential Equations | 95 | 3 | 1.8 | 100 | 3 | 1.2 | 3 | 100 |
| | MTH-365 | Optimization Techniques | 100 | 3 | 1.8 | 100 | 3 | 1.2 | 3 | 100 |
| | MTH-366 | Differential Geometry | 100 | 3 | 1.8 | 100 | 3 | 1.2 | 3 | 100 |
| | MTH-367 | Practical Course based on (MTH-361,362) | 100 | 3 | 1.8 | 100 | 3 | 1.2 | 3 | 100 |
| | MTH-368 | Practical Course based on (MTH-363,364) | 100 | 3 | 1.8 | 100 | 3 | 1.2 | 3 | 100 |
| | MTH-369 | Practical Course based on (MTH-365,366) | 100 | 3 | 1.8 | 100 | 3 | 1.2 | 3 | 100 |
| | | | | | 3 | 1.80 | | | 1.20 | 3.00 |


| | |
|--------|--|
| Level1 | <45% of students scoring more than average marks |
| Level2 | 45-60% of students scoring more than average marks |
| Level3 | >60% of students scoring more than average marks |

| Program Outcome Level | Target Attainment |
|-----------------------|-------------------|
| Level1 | 0.5>1.0 |
| Level2 | 1.0>1.5 |
| Level3 | 1.5>2.0 |
| Level4 | 2.0>2.5 |
| Level5 | 2.5>3.0 |

| Program Outcome Attainment | | | | | |
|-------------------------------------|---------------------------------------|--|--|-----------------------|-----------------|
| Average Attainment by Direct Method | Average Attainment by Indirect Method | 60% of Average Attainment by Direct Method | 40% of Average Attainment by indirect Method | Average PO Attainment | % PO Attainment |
| 3.00 | 3.00 | 1.80 | 1.20 | 3.00 | 100 |


HEAD
 Department Of Mathematics
 H. C. Patel Arts, Commerce and Science College, Shirpur




 H. C. Patel Arts, Commerce and
 Science, College, Shirpur, Dist. Dhule

Calculation for Program Outcome Attainment for the Year 2020-21


Attainment of Course Outcome

| Semester (Theory/ Practical) | Course Code | Course Title | % of Students above average University Marks | Level of Attainment | 60% of Attainment Level in end term exam | % of Students above average Internal Marks | Level of Attainment | 40% of Attainment Level in end term exam | Attainment of Course Outcome | %CO Attainment |
|------------------------------------|----------------|-------------------------------|---|------------------------|---|---|------------------------|---|------------------------------------|-------------------|
| 1 | 2 | 3 | 4 | 5 | 6 | 7 | 8 | 9 | 10 | 11 |
| SEM - III | MT-301 | Topics in Functional Analysis | 100 | 3 | 1.8 | 100 | 3 | 1.2 | 3 | 100 |
| | MT-302 | Statistical Techniques | 100 | 3 | 1.8 | 100 | 3 | 1.2 | 3 | 100 |
| | MT-303 | Topics in Field Theory | 100 | 3 | 1.8 | 100 | 3 | 1.2 | 3 | 100 |
| | MT-306 | Theory of Lattices | 100 | 3 | 1.8 | 100 | 3 | 1.2 | 3 | 100 |
| | MT-307 | Elements of Graph Theory | 100 | 3 | 1.8 | 100 | 3 | 1.2 | 3 | 100 |
| SEM - IV | MT-401 | Advanced Mathematical Methods | 100 | 3 | 1.8 | 100 | 3 | 1.2 | 3 | 100 |
| | MT-402 | Operations Research | 100 | 3 | 1.8 | 100 | 3 | 1.2 | 3 | 100 |
| | MT-403 | Commutative Algebra | 100 | 3 | 1.8 | 100 | 3 | 1.2 | 3 | 100 |
| | MT-406 | Algebraic Topology | 100 | 3 | 1.8 | 100 | 3 | 1.2 | 3 | 100 |
| | MT-407 | Linear Integral Equations | 100 | 3 | 1.8 | 100 | 3 | 1.2 | 3 | 100 |
| | | | | | 1.80 | | | 1.20 | 3.00 | 100 |

| | |
|--------|--|
| Level1 | <45% of students scoring more than average marks |
| Level2 | 45-60% of students scoring more than average marks |
| Level3 | >60% of students scoring more than average marks |

| Program Outcome Attainment | | | | | |
|-------------------------------------|---------------------------------------|--|--|-----------------------|-----------------|
| Average Attainment by Direct Method | Average Attainment by Indirect Method | 60% of Average Attainment by Direct Method | 40% of Average Attainment by Indirect Method | Average PO Attainment | % PO Attainment |
| 3.00 | 3.00 | 1.80 | 1.20 | 3.00 | 100 |

| Program Outcome Level | Target Attainment |
|-----------------------|-------------------|
| Level1 | 0.5>1.0 |
| Level2 | 1.0>1.5 |
| Level3 | 1.5>2.0 |
| Level4 | 2.0>2.5 |
| Level5 | 2.5>3.0 |


HEAD
 Department Of Mathematics
 R.C.Patel Arts, Comm & Sci College Shirpur




PRINCIPAL
 R.C. Patel Art's, Commerce and
 Science, College, Shirpur, Dist. Dhule

**Calculation for Program Outcome Attainment for the Year 2021-22
Attainment of Course Outcome**

| Semester Practical) | Course Code | Course Title | % of Students above average University Marks | Level of Attainment | 60% of Attainme nt Level in end term exam | % of Students above average Internal Marks | Level of Attainment | 40% of Attainment Level in end term exam | Attainment of Course Outcome | %CO Attainment |
|------------------------|----------------|---|---|------------------------|--|---|------------------------|--|------------------------------------|-------------------|
| 1 | 2 | 3 | 4 | 5 | 6 | 7 | 8 | 9 | 10 | 11 |
| SEM V | MTH-501 | Metric Spaces. | 100 | 3 | 1.8 | 100 | 3 | 1.2 | 3 | 100 |
| | MTH-502 | Real Analysis-I | 100 | 3 | 1.8 | 100 | 3 | 1.2 | 3 | 100 |
| | MTH-503 | Algebra | 100 | 3 | 1.8 | 100 | 3 | 1.2 | 3 | 100 |
| | MTH-504 | Lattice Theory | 100 | 3 | 1.8 | 100 | 3 | 1.2 | 3 | 100 |
| | MTH-505 | Integral Transforms | 100 | 3 | 1.8 | 100 | 3 | 1.2 | 3 | 100 |
| | MTH-506 | Number Theory | 100 | 3 | 1.8 | 100 | 3 | 1.2 | 3 | 100 |
| | MTH-507 | Practical Course based on (MTH-501,502) | 100 | 3 | 1.8 | 100 | 3 | 1.2 | 3 | 100 |
| | MTH-508 | Practical Course based on (MTH-503,504) | 100 | 3 | 1.8 | 100 | 3 | 1.2 | 3 | 100 |
| | MTH-509 | Practical Course based on (MTH-505,506) | 100 | 3 | 1.8 | 100 | 3 | 1.2 | 3 | 100 |
| SEM VI | MTH-601 | Measure Theory | 100 | 3 | 1.8 | 100 | 3 | 1.2 | 3 | 100 |
| | MTH-602 | Real Analysis-II | 100 | 3 | 1.8 | 100 | 3 | 1.2 | 3 | 100 |
| | MTH-603 | Linear Algebra | 100 | 3 | 1.8 | 100 | 3 | 1.2 | 3 | 100 |
| | MTH-604 | Ordinary and Partial Differential Equations | 100 | 3 | 1.8 | 100 | 3 | 1.2 | 3 | 100 |
| | MTH-605 | Graph Theory | 100 | 3 | 1.8 | 100 | 3 | 1.2 | 3 | 100 |
| | MTH-606 | Operations Research | 100 | 3 | 1.8 | 100 | 3 | 1.2 | 3 | 100 |
| | MTH-607 | Practical Course based on (MTH-601,602) | 100 | 3 | 1.8 | 100 | 3 | 1.2 | 3 | 100 |
| | MTH-608 | Practical Course based on (MTH-603,604) | 100 | 3 | 1.8 | 100 | 3 | 1.2 | 3 | 100 |
| | MTH-609 | Practical Course based on (MTH-605,606) | 100 | 3 | 1.8 | 100 | 3 | 1.2 | 3 | 100 |
| | | | | | 1.80 | | | 1.20 | 3.00 | 100 |

| | |
|--------|--|
| Level1 | <45% of students scoring more than average marks |
| Level2 | 45-60% of students scoring more than average marks |
| Level3 | >60% of students scoring more than average marks |

| Program Outcome Level | Target Attainment |
|-----------------------|-------------------|
| Level1 | 0.5>1.0 |
| Level2 | 1.0>1.5 |
| Level3 | 1.5>2.0 |
| Level4 | 2.0>2.5 |
| Level5 | 2.5>3.0 |

| Program Outcome Attainment | | | | | |
|-------------------------------------|---------------------------------------|--|--|-----------------------|-----------------|
| Average Attainment by Direct Method | Average Attainment by Indirect Method | 60% of Average Attainment by Direct Method | 40% of Average Attainment by Indirect Method | Average PO Attainment | % PO Attainment |
| 3.00 | 3.00 | 1.80 | 1.20 | 3.00 | 100 |

D. Dhajan
HEAD
Department Of Mathematics
R.C.Patel Arts,Comm.& Sci.College Shirpur



P. Debie
PRINCIPAL
R.C.Patel Art's,Commerce and
Science,College,Shirpur,Dist.Dhule

Calculation for Program Outcome Attainment for the Year 2022-23
Attainment of Course Outcome

| Semester (Theory/ Practical) | Course Code | Course Title | % of Students above average University Marks | Level of Attainment | 60% of Attainment Level In end term exam | % of Students above average Internal Marks | Level of Attainment | 40% of Attainment Level In end term exam | Attainment of Course | %CO Attainment |
|------------------------------|-------------|---|--|---------------------|--|--|---------------------|--|----------------------|----------------|
| 1 | 2 | 3 | 4 | 5 | 6 | 7 | 8 | 9 | 10 | 11 |
| SEM V | MTH-501 | Metric Spaces. | 100 | 3 | 1.8 | 100 | 3 | 1.2 | 3 | 100 |
| | MTH-502 | Real Analysis –I | 95.83 | 3 | 1.8 | 100 | 3 | 1.2 | 3 | 100 |
| | MTH-503 | Algebra | 91.66 | 3 | 1.8 | 100 | 3 | 1.2 | 3 | 100 |
| | MTH-504 | Lattice Theory | 100 | 3 | 1.8 | 100 | 3 | 1.2 | 3 | 100 |
| | MTH-505 | Integral Transforms | 100 | 3 | 1.8 | 100 | 3 | 1.2 | 3 | 100 |
| | MTH-506 | Number Theory | 100 | 3 | 1.8 | 100 | 3 | 1.2 | 3 | 100 |
| | MTH-507 | Practical Course based on (MTH-501,502) | 100 | 3 | 1.8 | 100 | 3 | 1.2 | 3 | 100 |
| | MTH-508 | Practical Course based on (MTH-503,504) | 100 | 3 | 1.8 | 100 | 3 | 1.2 | 3 | 100 |
| | MTH-509 | Practical course based on (MTH-505,506) | 100 | 3 | 1.8 | 100 | 3 | 1.2 | 3 | 100 |
| SEM VI | MTH-601 | Measure Theory | 100 | 3 | 1.8 | 100 | 3 | 1.2 | 3 | 100 |
| | MTH-602 | Real Analysis – II | 95.83 | 3 | 1.8 | 100 | 3 | 1.2 | 3 | 100 |
| | MTH-603 | Linear Algebra | 91.66 | 3 | 1.8 | 100 | 3 | 1.2 | 3 | 100 |
| | MTH-604 | Ordinary and Partial Differential Equations | 100 | 3 | 1.8 | 100 | 3 | 1.2 | 3 | 100 |
| | MTH-605 | Graph Theory | 100 | 3 | 1.8 | 100 | 3 | 1.2 | 3 | 100 |
| | MTH-606 | Operations Research | 100 | 3 | 1.8 | 100 | 3 | 1.2 | 3 | 100 |
| | MTH-607 | Practical Course based on (MTH-601,602) | 100 | 3 | 1.8 | 100 | 3 | 1.2 | 3 | 100 |
| | MTH-608 | Practical Course based on (MTH-603,604) | 100 | 3 | 1.8 | 100 | 3 | 1.2 | 3 | 100 |
| | MTH-609 | Practical Course based on (MTH-605,606) | 100 | 3 | 1.8 | 100 | 3 | 1.2 | 3 | 100 |
| | | | | | 1.80 | | | 1.20 | 3.00 | 100 |

| | |
|--------|--|
| Level1 | <45% of students scoring more than average marks |
| Level2 | 45-60% of students scoring more than average marks |
| Level3 | >60% of students scoring more than average marks |

| Program Outcome Level | Target Attainment |
|-----------------------|-------------------|
| Level1 | 0.5>1.0 |
| Level2 | 1.0>1.5 |
| Level3 | 1.5>2.0 |
| Level4 | 2.0>2.5 |
| Level5 | 2.5>3.0 |

| Program Outcome Attainment | | | | | |
|-------------------------------------|---------------------------------------|--|--|-----------------------|-----------------|
| Average Attainment by Direct Method | Average Attainment by Indirect Method | 60% of Average Attainment by Direct Method | 40% of Average Attainment by Direct Method | Average PO Attainment | % PO Attainment |
| 3.00 | 3.00 | 1.80 | 1.20 | 3.00 | 100 |


HEAD
 Department Of Mathematics
 R.C. Patel Art's, Comm & Sci College Shirpur




PRINCIPAL
 R.C. Patel Art's, Commerce and
 Science, Collage, Shirpur, Dist. Dhule

**Calculation for Program Outcome Attainment for the Year 2018-19 MSC
Attainment of Course Outcome**

| Semester (Theory/ Practical) | Course Code | Course Title | % of Students above average University Marks | Level of Attainment | 60% of Attainment Level in end term exam | % of Students above average Internal Marks | Level of Attainment | 40% of Attainment Level in end term exam | Attainment of Course Outcome | %CO Attainment |
|------------------------------|-------------|-------------------------------|--|---------------------|--|--|---------------------|--|------------------------------|----------------|
| 1 | 2 | 3 | 4 | 5 | 6 | 7 | 8 | 9 | 10 | 11 |
| SEM - III | MT-301 | Topics in Functional Analysis | 70.35 | 3 | 1.8 | 100 | 3 | 1.2 | 3 | 100 |
| | MT-302 | Statistical Techniques | 84.21 | 3 | 1.8 | 100 | 3 | 1.2 | 3 | 100 |
| | MT-303 | Topics in Field Theory | 55.56 | 2 | 1.2 | 100 | 3 | 1.2 | 2.4 | 100 |
| | MT-306 | Theory of Lattices | 35.44 | 1 | 0.6 | 100 | 3 | 1.2 | 1.8 | 100 |
| | MT-307 | Elements of Graph Theory | 81.38 | 3 | 1.8 | 100 | 3 | 1.2 | 3 | 100 |
| SEM - IV | MT-401 | Advanced Mathematical Methods | 75.86 | 3 | 1.8 | 100 | 3 | 1.2 | 3 | 100 |
| | MT-402 | Operations Research | 86.21 | 3 | 1.8 | 100 | 3 | 1.2 | 3 | 100 |
| | MT-403 | Commutative Algebra | 57.72 | 2 | 1.2 | 100 | 3 | 1.2 | 2.4 | 100 |
| | MT-406 | Algebraic Topology | 34.48 | 1 | 0.6 | 100 | 3 | 1.2 | 1.8 | 100 |
| | MT-407 | Linear Integral Equations | 86.21 | 3 | 1.8 | 100 | 3 | 1.2 | 3 | 100 |
| | | | | | 1.44 | | | 1.20 | 2.64 | 100 |

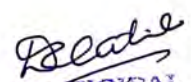
| | |
|--------|--|
| Level1 | <45% of students scoring more than average marks |
| Level2 | 45-60% of students scoring more than average marks |
| Level3 | >60% of students scoring more than average marks |

| Program Outcome Attainment | | | | | |
|-------------------------------------|---------------------------------------|--|--|-----------------------|-----------------|
| Average Attainment by Direct Method | Average Attainment by Indirect Method | 60% of Average Attainment by Direct Method | 40% of Average Attainment by Indirect Method | Average PO Attainment | % PO Attainment |
| 2.64 | 3.00 | 1.44 | 1.20 | 2.64 | 88.00 |

| Program Outcome Level | Target Attainment |
|-----------------------|-------------------|
| Level1 | 0.5>1.0 |
| Level2 | 1.0>1.5 |
| Level3 | 1.5>2.0 |
| Level4 | 2.0>2.5 |
| Level5 | 2.5>3.0 |


HEAD
 Department Of Mathematics
 R.C.Patel Arts, Comm & Sci. College Shirpur




R.C. Patel
 R.C. Patel Art's, Commerce and
 Science, College, Shirpur, Dist. Dhule


**Calculation for Program Outcome Attainment for the Year 2019-20
Attainment of Course Outcome**

| Semester (Theory/Practical) | Course Code | Course Title | % of Students above average University Marks | Level of Attainment | 60% of Attainment Level in end term exam | % of Students above average Internal Marks | Level of Attainment | 40% of Attainment Level in end term exam | Attainment of Course Outcome | %CO Attainment |
|--------------------------------|-------------|-------------------------------|--|---------------------|--|--|---------------------|--|------------------------------|----------------|
| 1 | 2 | 3 | 4 | 5 | 6 | 7 | 8 | 9 | 10 | 11 |
| SEM - III | MT-301 | Topics in Functional Analysis | 100 | 3 | 1.8 | 100 | 3 | 1.2 | 3 | 100 |
| | MT-302 | Statistical Techniques | 100 | 3 | 1.8 | 100 | 3 | 1.2 | 3 | 100 |
| | MT-303 | Topics in Field Theory | 100 | 3 | 1.8 | 100 | 3 | 1.2 | 3 | 100 |
| | MT-306 | Theory of Lattices | 100 | 3 | 1.8 | 100 | 3 | 1.2 | 3 | 100 |
| | MT-307 | Elements of Graph Theory | 100 | 3 | 1.8 | 100 | 3 | 1.2 | 3 | 100 |
| SEM - IV | MT-401 | Advanced Mathematical Methods | 100 | 3 | 1.8 | 100 | 3 | 1.2 | 3 | 100 |
| | MT-402 | Operations Research | 100 | 3 | 1.8 | 100 | 3 | 1.2 | 3 | 100 |
| | MT-403 | Commutative Algebra | 100 | 3 | 1.8 | 100 | 3 | 1.2 | 3 | 100 |
| | MT-406 | Algebraic Topology | 100 | 3 | 1.8 | 100 | 3 | 1.2 | 3 | 100 |
| | MT-407 | Linear Integral Equations | 100 | 3 | 1.8 | 100 | 3 | 1.2 | 3 | 100 |
| | | | | | 1.80 | | | 1.20 | 3.00 | 100 |

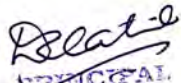
| | |
|--------|--|
| Level1 | <45% of students scoring more than average marks |
| Level2 | 45-60% of students scoring more than average marks |
| Level3 | >60% of students scoring more than average marks |

| Program Outcome Attainment | | | | | |
|-------------------------------------|---------------------------------------|--|--|-----------------------|-----------------|
| Average Attainment by Direct Method | Average Attainment by Indirect Method | 60% of Average Attainment by Direct Method | 40% of Average Attainment by Indirect Method | Average PO Attainment | % PO Attainment |
| 3.00 | 3.00 | 1.80 | 1.20 | 3.00 | 100 |

| Program Outcome Level | Target Attainment |
|-----------------------|-------------------|
| Level1 | 0.5>1.0 |
| Level2 | 1.0>1.5 |
| Level3 | 1.5>2.0 |
| Level4 | 2.0>2.5 |
| Level5 | 2.5>3.0 |


HEAD
 Department Of Mathematics
 R.C.Patel Arts,Comm.& Sci.Collage Shirpur




PRINCIPAL
 R.C.Patel Art's,Commerce and
 Science,College,Shirpur,Dist.Dhule

Calculation for Program Outcome Attainment for the Year 2020-21

Attainment of Course Outcome

| Semester (Theory/Practical) | Course Code | Course Title | % of Students above average University Marks | Level of Attainment | 60% of Attainment Level in end term exam | % of Students above average Internal Marks | Level of Attainment | 40% of Attainment Level in end term exam | Attainment of Course Outcome | %CO Attainment |
|-----------------------------|-------------|---|--|---------------------|--|--|---------------------|--|------------------------------|----------------|
| 1 | 2 | 3 | 4 | 5 | 6 | 7 | 8 | 9 | 10 | 11 |
| SEM-V | MTH-501 | Metric Spaces. | 100 | 3 | 1.8 | 100 | 3 | 1.2 | 3 | 100 |
| | MTH-502 | Real Analysis -I | 100 | 3 | 1.8 | 100 | 3 | 1.2 | 3 | 100 |
| | MTH-503 | Algebra | 100 | 3 | 1.8 | 100 | 3 | 1.2 | 3 | 100 |
| | MTH-504 | Lattice Theory | 100 | 3 | 1.8 | 100 | 3 | 1.2 | 3 | 100 |
| | MTH-505 | Integral Transforms | 100 | 3 | 1.8 | 100 | 3 | 1.2 | 3 | 100 |
| | MTH-506 | Number Theory | 100 | 3 | 1.8 | 100 | 3 | 1.2 | 3 | 100 |
| | MTH-507 | Prac. Course based on (MTH-501,502) | 100 | 3 | 1.8 | 100 | 3 | 1.2 | 3 | 100 |
| | MTH-508 | Prac. Course based on (MTH-503,504) | 100 | 3 | 1.8 | 100 | 3 | 1.2 | 3 | 100 |
| | MTH-509 | Prac. Course based on (MTH-505,506) | 100 | 3 | 1.8 | 100 | 3 | 1.2 | 3 | 100 |
| SEM VI | MTH-601 | Measure Theory | 100 | 3 | 1.8 | 100 | 3 | 1.2 | 3 | 100 |
| | MTH-602 | Real Analysis -II | 100 | 3 | 1.8 | 100 | 3 | 1.2 | 3 | 100 |
| | MTH-603 | Linear Algebra | 100 | 3 | 1.8 | 100 | 3 | 1.2 | 3 | 100 |
| | MTH-604 | Ordinary and Partial Differential Equations | 100 | 3 | 1.8 | 100 | 3 | 1.2 | 3 | 100 |
| | MTH-605 | Graph Theory | 100 | 3 | 1.8 | 100 | 3 | 1.2 | 3 | 100 |
| | MTH-606 | Operations Research | 100 | 3 | 1.8 | 100 | 3 | 1.2 | 3 | 100 |
| | MTH-607 | Practical Course based on (MTH-601,602) | 100 | 3 | 1.8 | 100 | 3 | 1.2 | 3 | 100 |
| | MTH-608 | Practical Course based on (MTH-603,604) | 100 | 3 | 1.8 | 100 | 3 | 1.2 | 3 | 100 |
| | MTH-609 | Practical Course based on (MTH-605,606) | 100 | 3 | 1.8 | 100 | 3 | 1.2 | 3 | 100 |
| | | | | | 1.80 | | | 1.20 | 3.00 | 100 |

| | |
|--------|--|
| Level1 | <45% of students scoring more than average marks |
| Level2 | 45-60% of students scoring more than average marks |
| Level3 | >60% of students scoring more than average marks |

| Program Outcome Level | Target Attainment |
|-----------------------|-------------------|
| Level1 | 0.5>1.0 |
| Level2 | 1.0>1.5 |
| Level3 | 1.5>2.0 |
| Level4 | 2.0>2.5 |
| Level5 | 2.5>3.0 |

| Program Outcome Attainment | | | | | |
|-------------------------------------|---------------------------------------|--|--|-----------------------|-----------------|
| Average Attainment by Direct Method | Average Attainment by Indirect Method | 60% of Average Attainment by Direct Method | 40% of Average Attainment by Indirect Method | Average PO Attainment | % PO Attainment |
| 3.00 | 3.00 | 1.80 | 1.20 | 3.00 | 100 |

S. D. Patil
HEAD

Department Of Mathematics
 R. C. Patel Arts, Comm & Sci College, Shirur



R. C. Patel
PRINCIPAL
 R.C. Patel Art's, Commerce and
 Science, College, Shirur, Dist. Dhule

Calculation for Program Outcome Attainment for the Year 2021-22


Attainment of Course Outcome

| Semester (Theory/ Practical) | Course Code | Course Title | % of Students above average University Marks | Level of Attainment | 60% of Attainment Level in end term exam | % of Students above average Internal Marks | Level of Attainment | 40% of Attainment Level in end term exam | Attainment of Course Outcome | %CO Attainment |
|------------------------------------|----------------|-------------------------------|---|------------------------|---|--|------------------------|---|------------------------------------|-------------------|
| 1 | 2 | 3 | 4 | 5 | 6 | 7 | 8 | 9 | 10 | 11 |
| SEM - III | MT-301 | Topics in Functional Analysis | 61.29 | 3 | 1.8 | 100 | 3 | 1.2 | 3 | 100 |
| | MT-302 | Numerical Analysis | 58.06 | 2 | 1.2 | 100 | 3 | 1.2 | 2.4 | 100 |
| | MT-303 | Topics in Field Theory | 64.51 | 3 | 1.8 | 100 | 3 | 1.2 | 3 | 100 |
| | MT-304 | Fluid Dynamics | 54.83 | 2 | 1.2 | 100 | 3 | 1.2 | 2.4 | 100 |
| | MT-305 | Statistical Techniques | 67.74 | 3 | 1.8 | 100 | 3 | 1.2 | 3 | 100 |
| SEM - IV | MT-401 | Linear Integral Equations | 80.64 | 3 | 1.8 | 100 | 3 | 1.2 | 3 | 100 |
| | MT-402 | Operations Research | 83.87 | 3 | 1.8 | 100 | 3 | 1.2 | 3 | 100 |
| | MT-403 | Commutative Algebra | 61.29 | 3 | 1.8 | 100 | 3 | 1.2 | 3 | 100 |
| | MT-405 | Algebraic Topology | 64.51 | 3 | 1.8 | 100 | 3 | 1.2 | 3 | 100 |
| | MT-406 | Theory of Special Functions | 90.32 | 3 | 1.8 | 100 | 3 | 1.2 | 3 | 100 |
| | | | | | | 1.68 | | | 1.20 | 2.88 |

| | |
|--------|--|
| Level1 | <45% of students scoring more than average marks |
| Level2 | 45-60% of students scoring more than average marks |
| Level3 | >60% of students scoring more than average marks |

| Program Outcome Attainment | | | | | |
|-------------------------------------|---------------------------------------|--|--|-----------------------|-----------------|
| Average Attainment by Direct Method | Average Attainment by Indirect Method | 60% of Average Attainment by Direct Method | 40% of Average Attainment by Indirect Method | Average PO Attainment | % PO Attainment |
| 2.88 | 3.00 | 1.68 | 1.20 | 2.88 | 96.00 |

| Program Outcome Level | Target Attainment |
|-----------------------|-------------------|
| Level1 | 0.5>1.0 |
| Level2 | 1.0>1.5 |
| Level3 | 1.5>2.0 |
| Level4 | 2.0>2.5 |
| Level5 | 2.5>3.0 |


HEAD
 Department Of Mathematics
 R.C. Patel Art's, Commerce and Science College, Shirpur, Dist. Dhule




PRINCIPAL
 R.C. Patel Art's, Commerce and Science College, Shirpur, Dist. Dhule

Calculation for Program Outcome Attainment for the Year 2022-23


Attainment of Course Outcome

| Semester (Theory/ Practical) | Course Code | Course Title | % of Students above average University Marks | Level of Attainment | 60% of Attainment Level in end term exam | % of Students above average Internal Marks | Level of Attainment | 40% of Attainment Level in end term exam | Attainment of Course Outcome | %CO Attainment |
|------------------------------------|----------------|-------------------------------|---|------------------------|---|---|------------------------|---|------------------------------------|-------------------|
| 1 | 2 | 3 | 4 | 5 | 6 | 7 | 8 | 9 | 10 | 11 |
| SEM - III | MT-301 | Topics in Functional Analysis | 55.13 | 2 | 1.2 | 100 | 3 | 1.2 | 2.4 | 100 |
| | MT-302 | Numerical Analysis | 48.14 | 2 | 1.2 | 100 | 3 | 1.2 | 2.4 | 100 |
| | MT-303 | Topics in Field Theory | 58.33 | 2 | 1.2 | 100 | 3 | 1.2 | 2.4 | 100 |
| | MT-304 | Fluid Dynamics | 54.32 | 2 | 1.2 | 100 | 3 | 1.2 | 2.4 | 100 |
| | MT-305 | Statistical Techniques | 59.15 | 2 | 1.2 | 100 | 3 | 1.2 | 2.4 | 100 |
| SEM - IV | MT-401 | Linear Integral Equations | 57.14 | 2 | 1.2 | 100 | 3 | 1.2 | 2.4 | 100 |
| | MT-402 | Operations Research | 53.37 | 2 | 1.2 | 100 | 3 | 1.2 | 2.4 | 100 |
| | MT-403 | Commutative Algebra | 50 | 2 | 1.2 | 100 | 3 | 1.2 | 2.4 | 100 |
| | MT-405 | Algebraic Topology | 53.57 | 2 | 1.2 | 100 | 3 | 1.2 | 2.4 | 100 |
| | MT-406 | Theory of Special Functions | 50 | 2 | 1.2 | 100 | 3 | 1.2 | 2.4 | 100 |
| | | | | | | 1.20 | | | 1.20 | 2.40 |


| | |
|--------|--|
| Level1 | <45% of students scoring more than average marks |
| Level2 | 45-60% of students scoring more than average marks |
| Level3 | >60% of students scoring more than average marks |

| Program Outcome Level | Target Attainment |
|-----------------------|-------------------|
| Level1 | 0.5>1.0 |
| Level2 | 1.0>1.5 |
| Level3 | 1.5>2.0 |
| Level4 | 2.0>2.5 |
| Level5 | 2.5>3.0 |

| Program Outcome Attainment | | | | | |
|-------------------------------------|---------------------------------------|--|--|-----------------------|-----------------|
| Average Attainment by Direct Method | Average Attainment by Indirect Method | 60% of Average Attainment by Direct Method | 40% of Average Attainment by Indirect Method | Average PO Attainment | % PO Attainment |
| 2.40 | 3.00 | 1.20 | 1.20 | 2.40 | 80.00 |


HEAD
 Department Of Mathematics
 R.C. Patel Arts, Comm & Sci College Shirpur




PRINCIPAL
 R.C. Patel Art's, Commerce and
 Science, College, Shirpur, Dist. Dhule

Calculation for Program Outcome Attainment for the Academic Year 2018-19 (B.Sc. Physics)

Attainment of Course Outcome

| Semester (Theory /Practical) | Course Code | Course Title | % of Students Passed in External Exam | Level of Attainment | 60% of Attainment Level in end term exam | % of Students Passed in Internal Exam | Level of Attainment | 40% of Attainment Level in end term exam | Attainment of Course Outcome | % CO Attainment |
|------------------------------|-----------------------|---------------------------------|---------------------------------------|---------------------|--|---------------------------------------|---------------------|--|------------------------------|-----------------|
| 1 | 2 | 3 | 4 | 5 | 6 | 7 | 8 | 9 | 10=6+9 | 11 |
| SEM V | BSc 501 | Mathematical Method for Physics | 100 | 3 | 1.8 | 100 | 3 | 1.2 | 3 | 100 |
| | BSc 502 | Classical Mechanics | 100 | 3 | 1.8 | 100 | 3 | 1.2 | 3 | 100 |
| | BSc 503 | Atomic & Molecular Physics | 100 | 3 | 1.8 | 100 | 3 | 1.2 | 3 | 100 |
| | BSc 504 A | Electronics | 85.71 | 3 | 1.8 | 100 | 3 | 1.2 | 3 | 100 |
| | BSc 504 B | Instrumentation II | 100 | 3 | 1.8 | 100 | 3 | 1.2 | 3 | 100 |
| | BSc 505 | Solid State Physics | 100 | 3 | 1.8 | 100 | 3 | 1.2 | 3 | 100 |
| | BSc 506 | Microprocessor - I | 100 | 3 | 1.8 | 100 | 3 | 1.2 | 3 | 100 |
| | BSc 507 | Physics Practical I | 100 | 3 | 1.8 | 100 | 3 | 1.2 | 3 | 100 |
| | BSc 508 | Physics Practical II | 100 | 3 | 1.8 | 100 | 3 | 1.2 | 3 | 100 |
| BSc 509 | Physics Practical III | 100 | 3 | 1.8 | 100 | 3 | 1.2 | 3 | 100 | |
| SEM VI | BSc 601 | Classical Electrodynamics | 100 | 3 | 1.8 | 100 | 3 | 1.2 | 3 | 100 |
| | BSc 602 | Quantum Mechanics | 100 | 3 | 1.8 | 100 | 3 | 1.2 | 3 | 100 |
| | BSc 603 | Nuclear Physics | 100 | 3 | 1.8 | 100 | 3 | 1.2 | 3 | 100 |
| | BSc 604 | Statistical Mechanics | 100 | 3 | 1.8 | 100 | 3 | 1.2 | 3 | 100 |
| | BSc 605 | Element of Material Science | 100 | 3 | 1.8 | 100 | 3 | 1.2 | 3 | 100 |
| | BSc 606 | Microprocessor - II | 100 | 3 | 1.8 | 100 | 3 | 1.2 | 3 | 100 |
| | BSc 607 | Physics Practical I | 100 | 3 | 1.8 | 100 | 3 | 1.2 | 3 | 100 |
| | BSc 608 | Physics Practical II | 100 | 3 | 1.8 | 100 | 3 | 1.2 | 3 | 100 |
| | BSc 609 | Physics Practical III | 100 | 3 | 1.8 | 100 | 3 | 1.2 | 3 | 100 |
| | | | | | 1.80 | | | 1.20 | 3.00 | 100 |

| | |
|--------|--|
| Level1 | <45% of students scoring more than average |
| Level2 | 45-60% of students scoring more than average marks |
| Level3 | >60% of students scoring more than average marks |

| Program Outcome Level | Target Attainment |
|-----------------------|-------------------|
| Level1 | 0.5>1.0 |
| Level2 | 1.0>1.5 |
| Level3 | 1.5>2.0 |
| Level4 | 2.0>2.5 |
| Level5 | 2.5>3.0 |

| Program Outcome Attainment | | | | | |
|-------------------------------------|---------------------------------------|--|--|-----------------------|----------------|
| Average Attainment by Direct Method | Average Attainment by Indirect Method | 60% of Average Attainment by Direct Method | 40% of Average Attainment by Indirect Method | Average PO Attainment | %PO Attainment |
| 3.00 | 3.00 | 1.80 | 1.20 | 3.00 | 100 |


Head
 Department Of Physics
 R. C. Patel Arts, Comm. & Sci. College
 Shirpur, Dist. Dhule 428 465




Principal
 R. C. Patel Arts, Commerce and
 Science College, Shirpur

Calculation for Program Outcome Attainment for the Academic Year 2019-20 (B.Sc. Physics)

Attainment of Course Outcome

| Semester (Theory/ Practical) | Course Code | Course Title | % of Students Passed in External Exam | Level of Attainment | 60% of Attainment Level in end | % of Students Passed in | Level of Attainment | 40% of Attainment Level in end | Attainment of Course | % CO Attainment |
|------------------------------|-------------|---------------------------------|---------------------------------------|---------------------|--------------------------------|-------------------------|---------------------|--------------------------------|----------------------|-----------------|
| 1 | 2 | 3 | 4 | 5 | 6 | 7 | 8 | 9 | 10=6+9 | 11 |
| SEM V | v | Mathematical Method for Physics | 100 | 3 | 1.8 | 10 | 3 | 1.2 | 3 | 100 |
| | BSc 502 | Classical Mechanics | 100 | 3 | 1.8 | 10 | 3 | 1.2 | 3 | 100 |
| | BSc 503 | Atomic & Molecular Physics | 100 | 3 | 1.8 | 10 | 3 | 1.2 | 3 | 100 |
| | BSc 504 A | Electronics | 100 | 3 | 1.8 | 10 | 3 | 1.2 | 3 | 100 |
| | BSc 504 B | Instrumentation II | 100 | 3 | 1.8 | 10 | 3 | 1.2 | 3 | 100 |
| | BSc 505 | Solid State Physics | 100 | 3 | 1.8 | 10 | 3 | 1.2 | 3 | 100 |
| | BSc 506 | Microprocessor - I | 100 | 3 | 1.8 | 10 | 3 | 1.2 | 3 | 100 |
| | BSc 507 | Physics Practical I | 100 | 3 | 1.8 | 10 | 3 | 1.2 | 3 | 100 |
| | BSc 508 | Physics Practical II | 100 | 3 | 1.8 | 10 | 3 | 1.2 | 3 | 100 |
| | BSc 509 | Physics Practical III | 100 | 3 | 1.8 | 10 | 3 | 1.2 | 3 | 100 |
| SEM VI | BSc 601 | Classical Electrodynamics | 100 | 3 | 1.8 | 10 | 3 | 1.2 | 3 | 100 |
| | BSc 602 | Quantum Mechanics | 100 | 3 | 1.8 | 10 | 3 | 1.2 | 3 | 100 |
| | BSc 603 | Nuclear Physics | 100 | 3 | 1.8 | 10 | 3 | 1.2 | 3 | 100 |
| | BSc 604 | Statistical Mechanics | 100 | 3 | 1.8 | 10 | 3 | 1.2 | 3 | 100 |
| | BSc 605 | Element of Material Science | 100 | 3 | 1.8 | 10 | 3 | 1.2 | 3 | 100 |
| | BSc 606 | Microprocessor - II | 100 | 3 | 1.8 | 10 | 3 | 1.2 | 3 | 100 |
| | BSc 607 | Physics Practical I | 100 | 3 | 1.8 | 10 | 3 | 1.2 | 3 | 100 |
| | BSc 608 | Physics Practical II | 100 | 3 | 1.8 | 10 | 3 | 1.2 | 3 | 100 |
| | BSc 609 | Physics Practical III | 100 | 3 | 1.8 | 10 | 3 | 1.2 | 3 | 100 |
| | | | | 1.80 | | | | 1.20 | 3.00 | 100 |

| | |
|--------|--|
| Level1 | <45% of students scoring more than average marks |
| Level2 | 45-60% of students scoring more than average marks |
| Level3 | >60% of students scoring more than average marks |

| Program Outcome Level | Target Attainment |
|-----------------------|-------------------|
| Level1 | 0.5>1.0 |
| Level2 | 1.0>1.5 |
| Level3 | 1.5>2.0 |
| Level4 | 2.0>2.5 |
| Level5 | 2.5>3.0 |

| Program Outcome Attainment | | | | | |
|-------------------------------------|---------------------------------------|--|--|-----------------------|----------------|
| Average Attainment by Direct Method | Average Attainment by Indirect Method | 60% of Average Attainment by Direct Method | 40% of Average Attainment by Indirect Method | Average PO Attainment | %PO Attainment |
| 3.00 | 3.00 | 1.80 | 1.20 | 3.00 | 100 |

H. Patel
Head
 Department Of Physics
 R.C. Patel Arts, Comm. & Sci. College
 Shirpur, Dist. Dhule 423 437



R. Patel
Principal
 R. C. Patel Arts, Commerce and
 Science College Shirpur

Calculation for Program Outcome Attainment for the Academic Year 2020-21 (B.Sc. Physics)
Attainment of Course Outcome

| Semester (Theory /Practical) | Course Code | Course Title | % of Students Passed in External Exam | Level of Attainment | 60% of Attainment Level in end term exam | % of Students Passed In Internal Exam | Level of Attainment | 40% of Attainment Level in end term exam | Attainment of Course Outcome | % CO Attainment |
|------------------------------|-------------|---------------------------------|---------------------------------------|---------------------|--|---------------------------------------|---------------------|--|------------------------------|-----------------|
| 1 | 2 | 3 | 4 | 5 | 6 | 7 | 8 | 9 | 10=6+9 | 11 |
| SEM V | BSc 501 | Mathematical Method for Physics | 100 | 3 | 1.8 | 100 | 3 | 1.2 | 3 | 100 |
| | BSc 502 | Classical Mechanics | 100 | 3 | 1.8 | 100 | 3 | 1.2 | 3 | 100 |
| | BSc 503 | Atomic & Molecular Physics | 100 | 3 | 1.8 | 100 | 3 | 1.2 | 3 | 100 |
| | BSc 504 A | Electronics | 100 | 3 | 1.8 | 100 | 3 | 1.2 | 3 | 100 |
| | BSc 504 B | Instrumentation II | 100 | 3 | 1.8 | 100 | 3 | 1.2 | 3 | 100 |
| | BSc 505 | Solid State Physics | 100 | 3 | 1.8 | 100 | 3 | 1.2 | 3 | 100 |
| | BSc 506 | Microprocessor - I | 100 | 3 | 1.8 | 100 | 3 | 1.2 | 3 | 100 |
| | BSc 507 | Physics Practical I | 100 | 3 | 1.8 | 100 | 3 | 1.2 | 3 | 100 |
| | BSc 508 | Physics Practical II | 100 | 3 | 1.8 | 100 | 3 | 1.2 | 3 | 100 |
| | BSc 509 | Physics Practical III | 100 | 3 | 1.8 | 100 | 3 | 1.2 | 3 | 100 |
| SEM VI | BSc 601 | Classical Electrodynamics | 100 | 3 | 1.8 | 100 | 3 | 1.2 | 3 | 100 |
| | BSc 602 | Quantum Mechanics | 100 | 3 | 1.8 | 100 | 3 | 1.2 | 3 | 100 |
| | BSc 603 | Nuclear Physics | 100 | 3 | 1.8 | 100 | 3 | 1.2 | 3 | 100 |
| | BSc 604 | Statistical Mechanics | 100 | 3 | 1.8 | 100 | 3 | 1.2 | 3 | 100 |
| | BSc 605 | Element of Material Science | 100 | 3 | 1.8 | 100 | 3 | 1.2 | 3 | 100 |
| | BSc 606 | Microprocessor - II | 100 | 3 | 1.8 | 100 | 3 | 1.2 | 3 | 100 |
| | BSc 607 | Physics Practical I | 100 | 3 | 1.8 | 100 | 3 | 1.2 | 3 | 100 |
| | BSc 608 | Physics Practical II | 100 | 3 | 1.8 | 100 | 3 | 1.2 | 3 | 100 |
| | BSc 609 | Physics Practical III | 100 | 3 | 1.8 | 100 | 3 | 1.2 | 3 | 100 |
| | | | | | | 1.80 | | | 1.20 | 3.00 |

| | |
|---------------|--|
| Level1 | <45% of students scoring more than average marks |
| Level2 | 45-60% of students scoring more than average marks |
| Level3 | >60% of students scoring more than average marks |

| Program Outcome Level | Target Attainment |
|-----------------------|-------------------|
| Level1 | 0.5>1.0 |
| Level2 | 1.0>1.5 |
| Level3 | 1.5>2.0 |
| Level4 | 2.0>2.5 |
| Level5 | 2.5>3.0 |

| Program Outcome Attainment | | | | | |
|-------------------------------------|---------------------------------------|--|--|-----------------------|----------------|
| Average Attainment by Direct Method | Average Attainment by Indirect Method | 60% of Average Attainment by Direct Method | 40% of Average Attainment by Indirect Method | Average PO Attainment | %PO Attainment |
| 3.00 | 3.00 | 1.80 | 1.20 | 3.00 | 100 |

Bhabhi
Head
Department Of Physics
R. C. Patel Arts, Comm. & Sci. College
Shirpur, Dist. Dahanu 424 422



Debab
R. C. Patel Arts, Commerce and
Science College, Shirpur

Calculation for Program Outcome Attainment for the Academic Year 2021-22 (B.Sc. Physics)

Attainment of Course Outcome

| Semester (Theory /Practical) | Course Code | Course Title | % of Students Passed in External Exam | Level of Attainment | 60% of Attainment Level In end term exam | % of Students Passed in Internal Exam | Level of Attainment | 40% of Attainment Level In end term exam | Attainment of Course Outcome | % CO Attainment |
|------------------------------|-----------------------|---------------------------------|---------------------------------------|---------------------|--|---------------------------------------|---------------------|--|------------------------------|-----------------|
| 1 | 2 | 3 | 4 | 5 | 6 | 7 | 8 | 9 | 10=6+9 | 11 |
| SEM V | BSc 501 | Mathematical Method for Physics | 10 | 3 | 1. | 100 | 3 | 1.2 | 3 | 100 |
| | BSc 502 | Solid State Physics | 10 | 3 | 1. | 100 | 3 | 1.2 | 3 | 100 |
| | BSc 503 | Atomic & Molecular Physics | 10 | 3 | 1. | 100 | 3 | 1.2 | 3 | 100 |
| | BSc 504 A | Electronics | 10 | 3 | 1. | 100 | 3 | 1.2 | 3 | 100 |
| | BSc 504 B | Instrumentation II | 10 | 3 | 1. | 100 | 3 | 1.2 | 3 | 100 |
| | BSc 505 | Solar Energy & its applications | 95.8 | 3 | 1. | 100 | 3 | 1.2 | 3 | 100 |
| | BSc 506 | Microprocessor - I | 10 | 3 | 1. | 100 | 3 | 1.2 | 3 | 100 |
| | BSc 507 | Physics Practical I | 10 | 3 | 1. | 100 | 3 | 1.2 | 3 | 100 |
| | BSc 508 | Physics Practical II | 10 | 3 | 1. | 100 | 3 | 1.2 | 3 | 100 |
| BSc 509 | Physics Practical III | 10 | 3 | 1. | 100 | 3 | 1.2 | 3 | 100 | |
| SEM VI | BSc 601 | Quantum Mechanics | 10 | 3 | 1. | 100 | 3 | 1.2 | 3 | 100 |
| | BSc 602 | Material Science | 95.8 | 3 | 1. | 100 | 3 | 1.2 | 3 | 100 |
| | BSc 603 | Nuclear Physics | 10 | 3 | 1. | 100 | 3 | 1.2 | 3 | 100 |
| | BSc 604 | Modern Physics | 10 | 3 | 1. | 100 | 3 | 1.2 | 3 | 100 |
| | BSc 605 | Basic Instrumentation Skills | 10 | 3 | 1. | 100 | 3 | 1.2 | 3 | 100 |
| | BSc 606 | Microprocessor - II | 10 | 3 | 1. | 100 | 3 | 1.2 | 3 | 100 |
| | BSc 607 | Physics Practical I | 10 | 3 | 1. | 100 | 3 | 1.2 | 3 | 100 |
| | BSc 608 | Physics Practical II | 10 | 3 | 1. | 100 | 3 | 1.2 | 3 | 100 |
| | BSc 609 | Physics Practical III | 10 | 3 | 1. | 100 | 3 | 1.2 | 3 | 100 |
| | | | | | 1.8 | | | 1.20 | 3.00 | 100 |

| | |
|--------|--|
| Level1 | <45% of students scoring more than average marks |
| Level2 | 45-60% of students scoring more than average marks |
| Level3 | >60% of students scoring more than average marks |

| Program Outcome Level | Target Attainment |
|-----------------------|-------------------|
| Level1 | 0.5>1.0 |
| Level2 | 1.0>1.5 |
| Level3 | 1.5>2.0 |
| Level4 | 2.0>2.5 |
| Level5 | 2.5>3.0 |

| Program Outcome Attainment | | | | | |
|------------------------------|---------------------------------------|--|--|-----------------------|----------------|
| Average Attainment by Direct | Average Attainment by Indirect Method | 60% of Average Attainment by Direct Method | 40% of Average Attainment by Indirect Method | Average PO Attainment | %PO Attainment |
| 3.0 | 3.00 | 1.80 | 1.20 | 3.00 | 100 |


Head
 Department Of Physics
 R. C. Patel Arts, Comm. & Sci. College
 Shirpur, Dist. Dhule 422 402




Principal
 R. C. Patel Arts, Commerce and
 Science College, Shirpur

Calculation for Program Outcome Attainment for the Academic Year 2022-23 (B.Sc. Physics)

Attainment of Course Outcome

| Semester (Theory /Practical) | Course Code | Course Title | % of Students Passed in External Exam | Level of Attainment | 60% of Attainment Level in end | % of Students Passed in | Level of Attainment | 40% of Attainment Level in end | Attainment of Course Outcome | % CO Attainment |
|------------------------------|-----------------------|---------------------------------|---------------------------------------|---------------------|--------------------------------|-------------------------|---------------------|--------------------------------|------------------------------|-----------------|
| 1 | 2 | 3 | 4 | 5 | 6 | 7 | 8 | 9 | 10=6+9 | 11 |
| SEM V | BSc 501 | Mathematical Method for Physics | 100 | 3 | 1.8 | 100 | 3 | 1.2 | 3 | 100 |
| | BSc 502 | Solid State Physics | 100 | 3 | 1.8 | 100 | 3 | 1.2 | 3 | 100 |
| | BSc 503 | Atomic & Molecular Physics | 100 | 3 | 1.8 | 100 | 3 | 1.2 | 3 | 100 |
| | BSc 504 A | Electronics | 50 | 2 | 1.2 | 100 | 3 | 1.2 | 2.4 | 100 |
| | BSc 504 B | Instrumentation II | 100 | 3 | 1.8 | 100 | 3 | 1.2 | 3 | 100 |
| | BSc 505 | Solar Energy & its applications | 75 | 3 | 1.8 | 100 | 3 | 1.2 | 3 | 100 |
| | BSc 506 | Microprocessor - I | 100 | 3 | 1.8 | 100 | 3 | 1.2 | 3 | 100 |
| | BSc 507 | Physics Practical I | 100 | 3 | 1.8 | 100 | 3 | 1.2 | 3 | 100 |
| | BSc 508 | Physics Practical II | 100 | 3 | 1.8 | 100 | 3 | 1.2 | 3 | 100 |
| BSc 509 | Physics Practical III | 100 | 3 | 1.8 | 100 | 3 | 1.2 | 3 | 100 | |
| SEM VI | BSc 601 | Quantum Mechanics | 100 | 3 | 1.8 | 100 | 3 | 1.2 | 3 | 100 |
| | BSc 602 | Material Science | 87.5 | 3 | 1.8 | 100 | 3 | 1.2 | 3 | 100 |
| | BSc 603 | Nuclear Physics | 75 | 3 | 1.8 | 100 | 3 | 1.2 | 3 | 100 |
| | BSc 604 | Modern Physics | 100 | 3 | 1.8 | 100 | 3 | 1.2 | 3 | 100 |
| | BSc 605 | Basic Instrumentation Skills | 100 | 3 | 1.8 | 100 | 3 | 1.2 | 3 | 100 |
| | BSc 606 | Microprocessor - II | 100 | 3 | 1.8 | 100 | 3 | 1.2 | 3 | 100 |
| | BSc 607 | Physics Practical I | 100 | 3 | 1.8 | 100 | 3 | 1.2 | 3 | 100 |
| | BSc 608 | Physics Practical II | 100 | 3 | 1.8 | 100 | 3 | 1.2 | 3 | 100 |
| | BSc 609 | Physics Practical III | 100 | 3 | 1.8 | 100 | 3 | 1.2 | 3 | 100 |
| | | | | | 1.77 | | | 1.20 | 2.97 | 100 |

| | |
|--------|--|
| Level1 | <45% of students scoring more than average marks |
| Level2 | 45-60% of students scoring more than average marks |
| Level3 | >60% of students scoring more than average marks |

| Program Outcome Level | Target Attainment |
|-----------------------|-------------------|
| Level1 | 0.5>1.0 |
| Level2 | 1.0>1.5 |
| Level3 | 1.5>2.0 |
| Level4 | 2.0>2.5 |
| Level5 | 2.5>3.0 |

| Program Outcome Attainment | | | | | |
|-------------------------------------|---------------------------------------|--|--|-----------------------|----------------|
| Average Attainment by Direct Method | Average Attainment by Indirect Method | 60% of Average Attainment by Direct Method | 40% of Average Attainment by Indirect Method | Average PO Attainment | %PO Attainment |
| 2.97 | 3.00 | 1.77 | 1.20 | 2.97 | 100 |

Habil
Head
Department Of Physics
R. C. Patel Arts, Comm. & Sci. College
Shirpur, Dist. Dhule 427 402



Deatle
Principal
R. C. Patel Arts, Commerce and
Science College, Shirpur

Calculation for Program Outcome Attainment for the Academic Year 2018-19 (M.Sc. Physics)

Attainment of Course Outcome

| Semester (Theory/ Practical) | Course Code | Course Title | % of Students Passed in External Exam | Level of Attainment | 60% of Attainment Level in end term exam | % of Students Passed in Internal Exam | Level of Attainment | 40% of Attainment Level in end term exam | Attainment of Course Outcome | % CO Attainment |
|------------------------------|-------------|------------------------------|---------------------------------------|---------------------|--|---------------------------------------|---------------------|--|------------------------------|-----------------|
| 1 | 2 | 3 | 4 | 5 | 6 | 7 | 8 | 9 | 10=6+9 | 11 |
| SEM III | MSc 301 | Atomic & Molecular Physics | 100 | 3 | 1.8 | 100 | 3 | 1.2 | 3 | 100 |
| | MSc 302 | Material Synthesis Methods | 100 | 3 | 1.8 | 100 | 3 | 1.2 | 3 | 100 |
| | MSc 303 | Systematic Material Analysis | 100 | 3 | 1.8 | 100 | 3 | 1.2 | 3 | 100 |
| | MSc 304 | Special Laboratory I | 100 | 3 | 1.8 | 100 | 3 | 1.2 | 3 | 100 |
| | MSc 305 | Project Work I | 100 | 3 | 1.8 | 100 | 3 | 1.2 | 3 | 100 |
| SEM IV | MSc 401 | Nuclear Physics | 100 | 3 | 1.8 | 100 | 3 | 1.2 | 3 | 100 |
| | MSc 402 | Nanomaterial | 96.77 | 3 | 1.8 | 100 | 3 | 1.2 | 3 | 100 |
| | MSc 403 | Renewable Energy Sources | 100 | 3 | 1.8 | 100 | 3 | 1.2 | 3 | 100 |
| | MSc 404 | Special Laboratory | 100 | 3 | 1.8 | 100 | 3 | 1.2 | 3 | 100 |
| | MSc 405 | Project Work | 100 | 3 | 1.8 | 100 | 3 | 1.2 | 3 | 100 |
| | | | | | 1.80 | | | 1.20 | 3 | 100 |

| Program Outcome Level | Target Attainment |
|-----------------------|-------------------|
| Level1 | 0.5>1.0 |
| Level2 | 1.0>1.5 |
| Level3 | 1.5>2.0 |
| Level4 | 2.0>2.5 |
| Level5 | 2.5>3.0 |

| Program Outcome Attainment | | | | | |
|-------------------------------------|---------------------------------------|--|--|-----------------------|----------------|
| Average Attainment by Direct Method | Average Attainment by Indirect Method | 60% of Average Attainment by Direct Method | 40% of Average Attainment by Indirect Method | Average PO Attainment | %PO Attainment |
| 3.00 | 3.00 | 1.80 | 1.20 | 3.00 | 100 |

| | |
|---------|--|
| Level 1 | <45% of students scoring more than average marks |
| Level 2 | 45-60% of students scoring more than average marks |
| Level 3 | >60% of students scoring more than average marks |


Head
 Department Of Physics
 R.C. Patel Arts, Com. & Sci. College
 Shirpur, Dist. Dahanu 422 425




Principal
 R. C. Patel Arts, Commerce and
 Science College, Shirpur

**Calculation for Program Outcome Attainment for the Academic Year 2019-20 (M.Sc. Physics)
Attainment of Course Outcome**

| Semester (Theory/ Practical) | Course Code | Course Title | % of Students Passed in External Exam | Level of Attainment | 60% of Attainment Level in end term exam | % of Students Passed in Internal Exam | Level of Attainment | 40% of Attainment Level in end term exam | Attainment of Course Outcome | % CO Attainment |
|------------------------------|-------------|------------------------------|---------------------------------------|---------------------|--|---------------------------------------|---------------------|--|------------------------------|-----------------|
| 1 | 2 | 3 | 4 | 5 | 6 | 7 | 8 | 9 | 10=6+9 | 11 |
| SEM III | MSc 301 | Atomic & Molecular Physics | 100 | 3 | 1.8 | 100 | 3 | 1.2 | 3 | 100 |
| | MSc 302 | Material Synthesis Methods | 100 | 3 | 1.8 | 100 | 3 | 1.2 | 3 | 100 |
| | MSc 303 | Systematic Material Analysis | 100 | 3 | 1.8 | 100 | 3 | 1.2 | 3 | 100 |
| | MSc 304 | Special Laboratory I | 100 | 3 | 1.8 | 100 | 3 | 1.2 | 3 | 100 |
| | MSc 305 | Project Work I | 100 | 3 | 1.8 | 100 | 3 | 1.2 | 3 | 100 |
| SEM IV | MSc 401 | Nuclear Physics | 100 | 3 | 1.8 | 100 | 3 | 1.2 | 3 | 100 |
| | MSc 402 | nanomaterial's | 100 | 3 | 1.8 | 100 | 3 | 1.2 | 3 | 100 |
| | MSc 403 | Renewable Energy Sources | 100 | 3 | 1.8 | 100 | 3 | 1.2 | 3 | 100 |
| | MSc 404 | Special Laboratory | 100 | 3 | 1.8 | 100 | 3 | 1.2 | 3 | 100 |
| | MSc 405 | Project Work | 100 | 3 | 1.8 | 100 | 3 | 1.2 | 3 | 100 |
| | | | | | 1.80 | | | 1.20 | 3 | 100 |

| Program Outcome Level | Target Attainment | Program Outcome Attainment | | | | | |
|-----------------------|-------------------|-------------------------------------|---------------------------------------|--|--|-----------------------|----------------|
| Level1 | 0.5>1.0 | Average Attainment by Direct Method | Average Attainment by Indirect Method | 60% of Average Attainment by Direct Method | 40% of Average Attainment by Indirect Method | Average PO Attainment | %PO Attainment |
| Level2 | 1.0>1.5 | 3.00 | 3.00 | 1.80 | 1.20 | 3.00 | 100 |
| Level3 | 1.5>2.0 | | | | | | |
| Level4 | 2.0>2.5 | | | | | | |
| Level5 | 2.5>3.0 | | | | | | |

| | |
|---------------|--|
| Level1 | <45% of students scoring more than average marks |
| Level2 | 45-60% of students scoring more than average marks |
| Level3 | >60% of students scoring more than average marks |


Head
 Department Of Physics
 R. C. Patel Arts, Comm. & Sci. College
 Shirpur, Dist. Dahanu 428 608




Principal
 R. C. Patel Arts, Commerce and
 Science College, Shirpur

Calculation for Program Outcome Attainment for the Academic Year 2020-21 (M.Sc. Physics)

Attainment of Course Outcome

| Semester (Theory/ Practical) | Course Code | Course Title | % of Students Passed in External Exam | Level of Attainment | 60% of Attainment Level in end term exam | % of Students Passed in Internal Exam | Level of Attainment | 40% of Attainment Level in end term exam | Attainment of Course Outcome | % CO Attainment |
|------------------------------|-------------|------------------------------|---------------------------------------|---------------------|--|---------------------------------------|---------------------|--|------------------------------|-----------------|
| 1 | 2 | 3 | 4 | 5 | 6 | 7 | 8 | 9 | 10=6+9 | 11 |
| SEM III | MSc | Atomic & Molecular Physics | 100 | 3 | 1.8 | 100 | 3 | 1.2 | 3 | 100 |
| | MSc | Material Synthesis Methods | 100 | 3 | 1.8 | 100 | 3 | 1.2 | 3 | 100 |
| | MSc | Systematic Material Analysis | 100 | 3 | 1.8 | 100 | 3 | 1.2 | 3 | 100 |
| | MSc | Special Laboratory I | 100 | 3 | 1.8 | 100 | 3 | 1.2 | 3 | 100 |
| | MSc | Project Work I | 100 | 3 | 1.8 | 100 | 3 | 1.2 | 3 | 100 |
| SEM IV | MSc | Nuclear Physics | 100 | 3 | 1.8 | 100 | 3 | 1.2 | 3 | 100 |
| | MSc | nanomaterial's | 100 | 3 | 1.8 | 100 | 3 | 1.2 | 3 | 100 |
| | MSc | Renewable Energy Sources | 100 | 3 | 1.8 | 100 | 3 | 1.2 | 3 | 100 |
| | MSc | Special Laboratory II | 100 | 3 | 1.8 | 100 | 3 | 1.2 | 3 | 100 |
| | MSc | Project Work II | 100 | 3 | 1.8 | 100 | 3 | 1.2 | 3 | 100 |
| | | | | | 1.8 | | | 1.20 | 3 | 100 |

| | |
|--------|--|
| Level1 | <45% of students scoring more than average marks |
| Level2 | 45-60% of students scoring more than average marks |
| Level3 | >60% of students scoring more than average marks |

| Program Outcome Level | Target Attainment |
|-----------------------|-------------------|
| Level1 | 0.5>1.0 |
| Level2 | 1.0>1.5 |
| Level3 | 1.5>2.0 |
| Level4 | 2.0>2.5 |
| Level5 | 2.5>3.0 |

| Program Outcome Attainment | | | | | |
|-------------------------------------|---------------------------------------|--|--|-----------------------|----------------|
| Average Attainment by Direct Method | Average Attainment by Indirect Method | 60% of Average Attainment by Direct Method | 40% of Average Attainment by Indirect Method | Average PO Attainment | %PO Attainment |
| 3.00 | 3.00 | 1.80 | 1.20 | 3.00 | 100 |

H. Patel
 Head
 Department Of Physics
 R.C. Patel Arts, Com. & Sci. College,
 Shirpur, Dist. Dhule 423 423



P. Patel
 Principal
 R. C. Patel Arts, Commerce and
 Science College, Shirpur

Calculation for Program Outcome Attainment for the Academic Year 2021-22 (M.Sc. Physics)

Attainment of Course Outcome

| Semester (Theory /Practical) | Course Code | Course Title | % of Students Passed in External Exam | Level of Attainment | 60% of Attainment Level in end term exam | % of Students Passed in Internal Exam | Level of Attainment | 40% of Attainment Level in end term exam | Attainment of Course Outcome | % CO Attainment |
|------------------------------|-------------|------------------------------|---------------------------------------|---------------------|--|---------------------------------------|---------------------|--|------------------------------|-----------------|
| 1 | 2 | 3 | 4 | 5 | 6 | 7 | 8 | 9 | 10=6+9 | 11 |
| SEM III | MSc 301 | Atomic & Molecular Physics | 100 | 3 | 1.8 | 100 | 3 | 1.2 | 3 | 100 |
| | MSc 302 | Material Synthesis Methods | 100 | 3 | 1.8 | 100 | 3 | 1.2 | 3 | 100 |
| | MSc 303 | Systematic Material Analysis | 100 | 3 | 1.8 | 100 | 3 | 1.2 | 3 | 100 |
| | MSc 304 | Special Laboratory I | 100 | 3 | 1.8 | 100 | 3 | 1.2 | 3 | 100 |
| | MSc 305 | Project Work I | 100 | 3 | 1.8 | 100 | 3 | 1.2 | 3 | 100 |
| SEM IV | MSc 401 | Nuclear Physics | 100 | 3 | 1.8 | 100 | 3 | 1.2 | 3 | 100 |
| | MSc 402 | nanomaterial's | 100 | 3 | 1.8 | 100 | 3 | 1.2 | 3 | 100 |
| | MSc 403 | Renewable Energy Sources | 100 | 3 | 1.8 | 100 | 3 | 1.2 | 3 | 100 |
| | MSc 404 | Special Laboratory II | 100 | 3 | 1.8 | 100 | 3 | 1.2 | 3 | 100 |
| | MSc 405 | Project Work II | 100 | 3 | 1.8 | 100 | 3 | 1.2 | 3 | 100 |
| | | | | | 1.80 | | | 1.2 | 3 | 100 |

| | |
|---------------|--|
| Level1 | <45% of students scoring more than average marks |
| Level2 | 45-60% of students scoring more than average marks |
| Level3 | >60% of students scoring more than average marks |

| Program Outcome Level | Target Attainment |
|-----------------------|-------------------|
| Level1 | 0.5>1.0 |
| Level2 | 1.0>1.5 |
| Level3 | 1.5>2.0 |
| Level4 | 2.0>2.5 |
| Level5 | 2.5>3.0 |

| Program Outcome Attainment | | | | | |
|-------------------------------------|---------------------------------------|--|--|-----------------------|----------------|
| Average Attainment by Direct Method | Average Attainment by Indirect Method | 60% of Average Attainment by Direct Method | 40% of Average Attainment by Indirect Method | Average PO Attainment | %PO Attainment |
| 3.00 | 3 | 1.80 | 1.2 | 3.00 | 100 |

Habil
 Department Of Physics
 R.C.Patel Arts, Comm. & Sci. College
 Shirpur, Dist. Dahanu 425 455



Deatle
 Principal
 R. C. Patel Arts, Commerce and
 Science College, Shirpur

Calculation for Program Outcome Attainment for the Academic Year 2022-23 (M.Sc. Physics)

Attainment of Course Outcome

| Semester (Theory/ Practical) | Course Code | Course Title | % of Students Passed in External Exam | Level of Attainment | 60% of Attainment Level in end term exam | % of Students Passed in Internal Exam | Level of Attainment | 40% of Attainment Level in end term exam | Attainment of Course | % CO Attainment |
|------------------------------|-------------|------------------------------|---------------------------------------|---------------------|--|---------------------------------------|---------------------|--|----------------------|-----------------|
| 1 | 2 | 3 | 4 | 5 | 6 | 7 | 8 | 9 | 10=6+9 | 11 |
| SEM III | MSc | Atomic & Molecular Physics | 100 | 3 | 1.8 | 100 | 3 | 1.2 | 3 | 100 |
| | MSc | Material Synthesis Methods | 100 | 3 | 1.8 | 100 | 3 | 1.2 | 3 | 100 |
| | MSc | Systematic Material Analysis | 100 | 3 | 1.8 | 100 | 3 | 1.2 | 3 | 100 |
| | MSc | Special Laboratory I | 100 | 3 | 1.8 | 100 | 3 | 1.2 | 3 | 100 |
| | MSc | Project Work I | 100 | 3 | 1.8 | 100 | 3 | 1.2 | 3 | 100 |
| SEM IV | MSc | Nuclear Physics | 78.57 | 3 | 1.8 | 100 | 3 | 1.2 | 3 | 100 |
| | MSc | nanomaterial's | 82.14 | 3 | 1.8 | 100 | 3 | 1.2 | 3 | 100 |
| | MSc | Renewable Energy Sources | 78.57 | 3 | 1.8 | 100 | 3 | 1.2 | 3 | 100 |
| | MSc | Special Laboratory II | 96.42 | 3 | 1.8 | 100 | 3 | 1.2 | 3 | 100 |
| | MSc | Project Work II | 96.42 | 3 | 1.8 | 100 | 3 | 1.2 | 3 | 100 |
| | | | | | 1.80 | | | 1.20 | 3 | 100 |

| | |
|--------|--|
| Level1 | <45% of students scoring more than average marks |
| Level2 | 45-60% of students scoring more than average marks |
| Level3 | >60% of students scoring more than average marks |

| Program Outcome Level | Target Attainment |
|-----------------------|-------------------|
| Level1 | 0.5>1.0 |
| Level2 | 1.0>1.5 |
| Level3 | 1.5>2.0 |
| Level4 | 2.0>2.5 |
| Level5 | 2.5>3.0 |

| Program Outcome Attainment | | | | | |
|-------------------------------------|---------------------------------------|--|--|-----------------------|----------------|
| Average Attainment by Direct Method | Average Attainment by Indirect Method | 60% of Average Attainment by Direct Method | 40% of Average Attainment by Indirect Method | Average PO Attainment | %PO Attainment |
| 3.00 | 3.00 | 1.80 | 1.20 | 3.00 | 100 |


Head
 Department Of Physics
 R.C.Patel Arts, Comm. & Sci. College
 Shirpur, Dist. Dhule 428 608




Principal
 R. C. Patel Arts, Commerce and
 Science College, Shirpur

Calculation for Program Outcome Attainment for the Academic Year 2018-19 (TYMB)

Attainment of Course Outcome

| Semester (Theory/ Practical) | Course Code | Course Title | % of Students Passed in External Exam | Level of Attainment | 60% of Attainment Level in end term exam | % of Students Passed in Internal Exam | Level of Attainment | 40% of Attainment Level in end term exam | Attainment of Course Outcome | %CO Attainment |
|------------------------------|-------------|---|---------------------------------------|---------------------|--|---------------------------------------|---------------------|--|------------------------------|----------------|
| 1 | 2 | 3 | 4 | 5 | 6 | 7 | 8 | 9 | 10=6+9 | 11 |
| SEM V | MB-351 | Microbial Genetics | 100 | 3 | 1.8 | 100 | 3 | 1.2 | 3 | 100 |
| | MB-352 | Fermentation Technology | 87.5 | 3 | 1.8 | 100 | 3 | 1.2 | 3 | 100 |
| | MB-353 | Microbial Metabolism | 75 | 3 | 1.8 | 100 | 3 | 1.2 | 3 | 100 |
| | MB-354 | Medical Microbiology | 100 | 3 | 1.8 | 100 | 3 | 1.2 | 3 | 100 |
| | MB-355 | Immunology | 100 | 3 | 1.8 | 100 | 3 | 1.2 | 3 | 100 |
| | MB-356 | Applied Microbiology | 90 | 3 | 1.8 | 100 | 3 | 1.2 | 3 | 100 |
| | MB-357 | Techniques in Diagnostic Microbiology-I | 100 | 3 | 1.8 | 100 | 3 | 1.2 | 3 | 100 |
| | MB-358 | Techniques in Industrial Microbiology-I | 100 | 3 | 1.8 | 100 | 3 | 1.2 | 3 | 100 |
| | MB-359 | Techniques in Applied Microbiology-I | 100 | 3 | 1.8 | 100 | 3 | 1.2 | 3 | 100 |
| SEM VI | MB-361 | Molecular Biology | 98.59 | 3 | 1.8 | 100 | 3 | 1.2 | 3 | 100 |
| | MB-362 | Pharmaceutical Microbiology | 100 | 3 | 1.8 | 100 | 3 | 1.2 | 3 | 100 |
| | MB-363 | Enzymology | 94.36 | 3 | 1.8 | 100 | 3 | 1.2 | 3 | 100 |
| | MB-364 | Clinical Microbiology | 90.14 | 3 | 1.8 | 100 | 3 | 1.2 | 3 | 100 |
| | MB-365 | Diagnostic Immunology | 100 | 3 | 1.8 | 100 | 3 | 1.2 | 3 | 100 |
| | MB-366 | Environmental Microbiology | 98.59 | 3 | 1.8 | 100 | 3 | 1.2 | 3 | 100 |
| | MB-367 | Methods in Diagnostic Microbiology-II | 100 | 3 | 1.8 | 100 | 3 | 1.2 | 3 | 100 |
| | MB-368 | Methods in Industrial Microbiology-II | 100 | 3 | 1.8 | 100 | 3 | 1.2 | 3 | 100 |
| | MB-369 | Methods in Applied Microbiology-II | 100 | 3 | 1.8 | 100 | 3 | 1.2 | 3 | 100 |
| | | | | | 1.80 | | | 1.20 | 3.00 | 100 |

| | |
|--------|--|
| Level1 | <45% of students scoring more than average marks |
| Level2 | 45-60% of students scoring more than average marks |
| Level3 | >60% of students scoring more than average marks |

| Program Outcome Level | Target Attainment |
|-----------------------|-------------------|
| Level1 | 0.5>1.0 |
| Level2 | 1.0>1.5 |
| Level3 | 1.5>2.0 |
| Level4 | 2.0>2.5 |
| Level5 | 2.5>3.0 |

| Program Outcome Attainment | | | | | |
|-------------------------------------|---------------------------------------|--|--|-----------------------|-----------------|
| Average Attainment by Direct Method | Average Attainment by Indirect Method | 60% of Average Attainment by Direct Method | 40% of Average Attainment by Indirect Method | Average PO Attainment | % PO Attainment |
| 3.00 | 3.00 | 1.80 | 1.20 | 3.00 | 100 |

Head
Head,
 Department of Microbiology
 R.C.Patel Art,s & Sci.College
 Shirpur,Dist-Dhule.



Principal
Principal
 R. C. Patel Arts, Commerce and
 Science College, Shirpur

Calculation for Program Outcome Attainment for the Academic Year 2019-20 (TYMB)

| Attainment of Course Outcome | | | | | | | | | | |
|------------------------------|-------------|---|---------------------------------------|---------------------|--|---------------------------------------|---------------------|--|------------------------------|----------------|
| Semester (Theory/ Practical) | Course Code | Course Title | % of Students Passed in External Exam | Level of Attainment | 60% of Attainment Level in end term exam | % of Students Passed in Internal Exam | Level of Attainment | 40% of Attainment Level in end term exam | Attainment of Course Outcome | %CO Attainment |
| 1 | 2 | 3 | 4 | 5 | 6 | 7 | 8 | 9 | 10=6-9 | 11 |
| SEM V | MB-351 | Microbial Genetics | 100 | 3 | 6 | 100 | 3 | 1.2 | 3 | 100 |
| | MB-352 | Fermentation Technology | 100 | 3 | 1.8 | 100 | 3 | 1.2 | 3 | 100 |
| | MB-353 | Microbial Metabolism | 100 | 3 | 1.8 | 100 | 3 | 1.2 | 3 | 100 |
| | MB-354 | Medical Microbiology | 100 | 3 | 1.8 | 100 | 3 | 1.2 | 3 | 100 |
| | MB-355 | Immunology | 100 | 3 | 1.8 | 100 | 3 | 1.2 | 3 | 100 |
| | MB-356 | Applied Microbiology | 100 | 3 | 1.8 | 100 | 3 | 1.2 | 3 | 100 |
| | MB-357 | Techniques in Diagnostic Microbiology-I | 100 | 3 | 1.8 | 100 | 3 | 1.2 | 3 | 100 |
| | MB-358 | Techniques in Industrial Microbiology-I | 100 | 3 | 1.8 | 100 | 3 | 1.2 | 3 | 100 |
| | MB-359 | Techniques in Applied Microbiology-I | 100 | 3 | 1.8 | 100 | 3 | 1.2 | 3 | 100 |
| SEM VI | MB-361 | Molecular Biology | 99 | 3 | 1.8 | 100 | 3 | 1.2 | 3 | 100 |
| | MB-362 | Pharmaceutical Microbiology | 99 | 3 | 1.8 | 100 | 3 | 1.2 | 3 | 100 |
| | MB-363 | Enzymology | 99 | 3 | 1.8 | 100 | 3 | 1.2 | 3 | 100 |
| | MB-364 | Clinical Microbiology | 99 | 3 | 1.8 | 100 | 3 | 1.2 | 3 | 100 |
| | MB-365 | Diagnostic Immunology | 99 | 3 | 1.8 | 100 | 3 | 1.2 | 3 | 100 |
| | MB-366 | Environmental Microbiology | 99 | 3 | 1.8 | 100 | 3 | 1.2 | 3 | 100 |
| | MB-367 | Methods in Diagnostic Microbiology-II | 99 | 3 | 1.8 | 100 | 3 | 1.2 | 3 | 100 |
| | MB-368 | Methods in Industrial Microbiology-II | 99 | 3 | 1.8 | 100 | 3 | 1.2 | 3 | 100 |
| | MB-369 | Methods in Applied Microbiology-II | 99 | 3 | 1.8 | 100 | 3 | 1.2 | 3 | 100 |
| | | | | | | 1.80 | | | 1.20 | 3.00 |

| | |
|--------|--|
| Level1 | <45% of students scoring more than average marks |
| Level2 | 45-60% of students scoring more than average marks |
| Level3 | >60% of students scoring more than average marks |

| Program Outcome Level | Target Attainment |
|-----------------------|-------------------|
| Level1 | 0.5>1.0 |
| Level2 | 1.0>1.5 |
| Level3 | 1.5>2.0 |
| Level4 | 2.0>2.5 |
| Level5 | 2.5>3.0 |

| Program Outcome Attainment | | | | | |
|-------------------------------------|---------------------------------------|--|--|-----------------------|-----------------|
| Average Attainment by Direct Method | Average Attainment by Indirect Method | 60% of Average Attainment by Direct Method | 40% of Average Attainment by Indirect Method | Average PO Attainment | % PO Attainment |
| 3.00 | 3.00 | 1.80 | 1.20 | 3.00 | 100 |

[Signature]
Head,
 Department of Microbiology
 R.C.Patel Art,s & Sci.College
 Shirpur,Dist-Dhule.



[Signature]
Principal
 R. C. Patel Arts, Commerce and
 Science College, Shirpur

Calculation for Program Outcome Attainment for the Academic Year 2020-21 (TYMB)

Attainment of Course Outcome

| Semester (Theory/Practical) | Course Code | Course Title | % of Students Passed in External Exam | Level of Attainment | 60% of Attainment Level in end term exam | % of Students Passed in Internal Exam | Level of Attainment | 40% of Attainment Level in end term exam | Attainment of Course | %Co Attainment |
|--------------------------------|----------------|---------------------------------------|---|------------------------|--|---|------------------------|--|-------------------------|-------------------|
| 1 | 2 | 3 | 4 | 5 | 6 | 7 | 8 | 9 | 10=6+9 | 11 |
| SEM V | MB-501 | Microbial Genetics | 100 | 3 | 1.8 | 100 | 3 | 1.2 | 3 | 100 |
| | MB-502 | Bioprocess Technology | 98 | 3 | 1.8 | 100 | 3 | 1.2 | 3 | 100 |
| | MB-503 | Metabolism | 98 | 3 | 1.8 | 100 | 3 | 1.2 | 3 | 100 |
| | MB-504 | Medical Microbiology-I | 100 | 3 | 1.8 | 100 | 3 | 1.2 | 3 | 100 |
| | MB-505 | Basic Immunology | 100 | 3 | 1.8 | 100 | 3 | 1.2 | 3 | 100 |
| | MB-506 | Food Microbiology | 100 | 3 | 1.8 | 100 | 3 | 1.2 | 2.4 | 100 |
| | MB-507 | Methods in Medical Microbiology-I | 100 | 3 | 1.8 | 100 | 3 | 1.2 | 2.4 | 100 |
| | MB-508 | Methods in Industrial Microbiology-I | 100 | 3 | 1.8 | 100 | 3 | 1.2 | 1.8 | 100 |
| | MB-509 | Methods in Applied Microbiology-I | 100 | 3 | 1.8 | 100 | 3 | 1.2 | 3 | 100 |
| SEM VI | MB-601 | Molecular Biology | 100 | 3 | 1.8 | 100 | 3 | 1.2 | 3 | 100 |
| | MB-602 | Fermentations | 100 | 3 | 1.8 | 100 | 3 | 1.2 | 3 | 100 |
| | MB-603 | Enzymology | 100 | 3 | 1.8 | 100 | 3 | 1.2 | 3 | 100 |
| | MB-604 | Medical Microbiology-II | 99 | 3 | 1.8 | 100 | 3 | 1.2 | 3 | 100 |
| | MB-605 | Advanced Immunology | 100 | 3 | 1.8 | 100 | 3 | 1.2 | 3 | 100 |
| | MB-606 | Agricultural Microbiology | 100 | 3 | 1.8 | 100 | 3 | 1.2 | 3 | 100 |
| | MB-607 | Methods in Medical Microbiology-II | 100 | 3 | 1.8 | 100 | 3 | 1.2 | 3 | 100 |
| | MB-608 | Methods in Industrial Microbiology-II | 100 | 3 | 1.8 | 100 | 3 | 1.2 | 3 | 100 |
| | MB-609 | Methods in Applied Microbiology-II | 100 | 3 | 1.8 | 100 | 3 | 1.2 | 3 | 100 |
| | | | | | 1.80 | | | 1.20 | 3.00 | 100 |

| | |
|--------|--|
| Level1 | <45% of students scoring more than average marks |
| Level2 | 45-60% of students scoring more than average marks |
| Level3 | >60% of students scoring more than average marks |

| Program Outcome Attainment | | | | | |
|-------------------------------------|---------------------------------------|--|--|-----------------------|-----------------|
| Average Attainment by Direct Method | Average Attainment by Indirect Method | 60% of Average Attainment by Direct Method | 40% of Average Attainment by Indirect Method | Average PO Attainment | % PO Attainment |
| 3.00 | 3.00 | 1.80 | 1.20 | 3.00 | 100 |

| Program Outcome Level | Target Attainment |
|-----------------------|-------------------|
| Level1 | 0.5>1.0 |
| Level2 | 1.0>1.5 |
| Level3 | 1.5>2.0 |
| Level4 | 2.0>2.5 |
| Level5 | 2.5>3.0 |

Head,
Head,
 Department of Microbiology
 R.C.Patel Art,s & Sci.College
 Shirpur,Dist-Dhule.



Principal
Principal
 R. C. Patel Arts, Commerce and
 Science College, Shirpur

Calculation for Program Outcome Attainment for the Academic Year 2021-22 (TYMB)

Attainment of Course Outcome

| Semester (Theory/ Practical) | Course Code | Course Title | % of Students Passed in External Exam | Level of Attainment | 60% of Attainment Level in end term exam | % of Students Passed in Internal Exam | Level of Attainment | 40% of Attainment Level in end term exam | Attainment of Course Outcome | % CO Attainment |
|------------------------------|-------------|---------------------------------------|---------------------------------------|---------------------|--|---------------------------------------|---------------------|--|------------------------------|-----------------|
| 1 | 2 | 3 | 4 | 5 | 6 | 7 | 8 | 9 | 10=6+9 | 11 |
| SEM V | MB-501 | Microbial Genetics | 100 | 3 | 1.8 | 98.94 | 3 | 1.2 | 3 | 100 |
| | MB-502 | Bioprocess Technology | 90.72 | 3 | 1.8 | 98.94 | 3 | 1.2 | 3 | 100 |
| | MB-503 | Metabolism | 98 | 3 | 1.8 | 98.94 | 3 | 1.2 | 3 | 100 |
| | MB-504 | Medical Microbiology-I | 100 | 3 | 1.8 | 98.94 | 3 | 1.2 | 3 | 100 |
| | MB-505 | Basic Immunology | 100 | 3 | 1.8 | 98.94 | 3 | 1.2 | 3 | 100 |
| | MB-506 | Food Microbiology | 90.72 | 3 | 1.8 | 98.94 | 3 | 1.2 | 3 | 100 |
| | MB-507 | Methods in Medical Microbiology-I | 100 | 3 | 1.8 | 98.94 | 3 | 1.2 | 3 | 100 |
| | MB-508 | Methods in Industrial Microbiology-I | 100 | 3 | 1.8 | 98.94 | 3 | 1.2 | 3 | 100 |
| | MB-509 | Methods in Applied Microbiology-I | 100 | 3 | 1.8 | 98.94 | 3 | 1.2 | 3 | 100 |
| SEM VI | MB-601 | Molecular Biology | 90.72 | 3 | 1.8 | 98.94 | 3 | 1.2 | 3 | 100 |
| | MB-602 | Fermentations | 90.72 | 3 | 1.8 | 98.94 | 3 | 1.2 | 3 | 100 |
| | MB-603 | Enzymology | 90.72 | 3 | 1.8 | 98.94 | 3 | 1.2 | 3 | 100 |
| | MB-604 | Medical Microbiology-II | 90.72 | 3 | 1.8 | 98.94 | 3 | 1.2 | 3 | 100 |
| | MB-605 | Advanced Immunology | 90.72 | 3 | 1.8 | 98.94 | 3 | 1.2 | 3 | 100 |
| | MB-606 | Agricultural Microbiology | 90.72 | 3 | 1.8 | 98.94 | 3 | 1.2 | 3 | 100 |
| | MB-607 | Methods in Medical Microbiology-II | 90.72 | 3 | 1.8 | 98.94 | 3 | 1.2 | 3 | 100 |
| | MB-608 | Methods in Industrial Microbiology-II | 90.72 | 3 | 1.8 | 98.94 | 3 | 1.2 | 3 | 100 |
| | MB-609 | Methods in Applied Microbiology-II | 90.72 | 3 | 1.8 | 98.94 | 3 | 1.2 | 3 | 100 |
| | | | | | 1.80 | | | 1.2 | 3.00 | 100 |

| | |
|--------|--|
| Level1 | <45% of students scoring more than average marks |
| Level2 | 45-60% of students scoring more than average marks |
| Level3 | >60% of students scoring more than average marks |

| Program Outcome Level | Target Attainment |
|-----------------------|-------------------|
| Level1 | 0.5>1.0 |
| Level2 | 1.0>1.5 |
| Level3 | 1.5>2.0 |
| Level4 | 2.0>2.5 |
| Level5 | 2.5>3.0 |

| Program Outcome Attainment | | | | | |
|-------------------------------------|---------------------------------------|--|--|-----------------------|----------------|
| Average Attainment by Direct Method | Average Attainment by Indirect Method | 60% of Average Attainment by Direct Method | 40% of Average Attainment by Indirect Method | Average PO Attainment | %PO Attainment |
| 3.00 | 3.00 | 1.80 | 1.2 | 3.00 | 100 |

G. N. Patil
Head,
 Department of Microbiology
 R.C. Patel Arts & Sci. College
 Shirpur, Dist-Dhule.



R. C. Patel
Principal
 R. C. Patel Arts, Commerce and
 Science College, Shirpur

Calculation for Program Outcome Attainment for the Academic Year 2022-23 (TYMB)

Attainment of Course Outcome


| Semester (Theory/ Practical) | Course Code | Course Title | % of Students Passed in External Exam | Level of Attainment | 60% of Attainment Level in end term exam | % of Students Passed in Internal Exam | Level of Attainment | 40% of Attainment Level in end term exam | Attainment of Course Outcome | % CO Attainment |
|------------------------------|-------------|---------------------------------------|---------------------------------------|---------------------|--|---------------------------------------|---------------------|--|------------------------------|-----------------|
| 1 | 2 | 3 | 4 | 5 | 6 | 7 | 8 | 9 | 10=6+9 | 11 |
| SEM V | MB-501 | Microbial Genetics | 89 | 3 | 1.8 | 100 | 3 | 1.2 | 3 | 100 |
| | MB-502 | Bioprocess Technology | 78 | 3 | 1.8 | 100 | 3 | 1.2 | 3 | 100 |
| | MB-503 | Metabolism | 60 | 3 | 1.8 | 100 | 3 | 1.2 | 3 | 100 |
| | MB-504 | Medical Microbiology-I | 82 | 3 | 1.8 | 100 | 3 | 1.2 | 3 | 100 |
| | MB-505 | Basic Immunology | 100 | 3 | 1.8 | 100 | 3 | 1.2 | 3 | 100 |
| | MB-506 | Food Microbiology | 94 | 3 | 1.8 | 100 | 3 | 1.2 | 3 | 100 |
| | MB-507 | Methods in Medical Microbiology-I | 98 | 3 | 1.8 | 100 | 3 | 1.2 | 3 | 100 |
| | MB-508 | Methods in Industrial Microbiology-I | 98 | 3 | 1.8 | 100 | 3 | 1.2 | 3 | 100 |
| | MB-509 | Methods in Applied Microbiology-I | 98 | 3 | 1.8 | 100 | 3 | 1.2 | 3 | 100 |
| SEM VI | MB-601 | Molecular Biology | 60 | 3 | 1.8 | 100 | 3 | 1.2 | 3 | 100 |
| | MB-602 | Fermentations | 89 | 3 | 1.8 | 100 | 3 | 1.2 | 3 | 100 |
| | MB-603 | Enzymology | 78 | 3 | 1.8 | 100 | 3 | 1.2 | 3 | 100 |
| | MB-604 | Medical Microbiology-II | 82 | 3 | 1.8 | 100 | 3 | 1.2 | 3 | 100 |
| | MB-605 | Advanced Immunology | 94 | 3 | 1.8 | 100 | 3 | 1.2 | 3 | 100 |
| | MB-606 | Agricultural Microbiology | 94 | 3 | 1.8 | 100 | 3 | 1.2 | 3 | 100 |
| | MB-607 | Methods in Medical Microbiology-II | 98 | 3 | 1.8 | 100 | 3 | 1.2 | 3 | 100 |
| | MB-608 | Methods in Industrial Microbiology-II | 98 | 3 | 1.8 | 100 | 3 | 1.2 | 3 | 100 |
| | MB-609 | Methods in Applied Microbiology-II | 98 | 3 | 1.8 | 100 | 3 | 1.2 | 3 | 100 |
| | | | | | 1.80 | | | 1.2 | 3.00 | 100 |

Program Outcome Attainment


| | |
|--------|--|
| Level1 | <45% of students scoring more than average marks |
| Level2 | 45-60% of students scoring more than average marks |
| Level3 | >60% of students scoring more than average marks |

| Average Attainment by Direct Method | Average Attainment by Indirect Method | 60% of Average Attainment by Direct Method | 40% of Average Attainment by Indirect Method | Average PO Attainment | %PO Attainment |
|-------------------------------------|---------------------------------------|--|--|-----------------------|----------------|
| 3.00 | 3 | 1.80 | 1.2 | 3.00 | 100 |

| Program Outcome Level | Target Attainment |
|-----------------------|-------------------|
| Level1 | 0.5>1.0 |
| Level2 | 1.0>1.5 |
| Level3 | 1.5>2.0 |
| Level4 | 2.0>2.5 |
| Level5 | 2.5>3.0 |


Head,
 Department of Microbiology
 R.C.Patel Arts & Sci.College
 Shirpur, Dist-Dhule.




Principal
 R. C. Patel Arts, Commerce and
 Science College, Shirpur

Calculation for Program Outcome Attainment for the Academic Year 2018-19 (MSc_MB)


Attainment of Course Outcome

| Semester (Theory/ Practical) | Course Code | Course Title | % of Students Passed in External Exam | Level of Attainment | 60% of Attainment Level in end term exam | % of Students Passed in Internal Exam | Level of Attainment | 40% of Attainment Level in end term exam | Attainment of Course Outcome | % CO Attainment |
|------------------------------|-------------|---|---------------------------------------|---------------------|--|---------------------------------------|---------------------|--|------------------------------|-----------------|
| 1 | 2 | 3 | 4 | 5 | 6 | 7 | 8 | 9 | 10=6+9 | 11 |
| SEM III | MB-301 | Applied and Environmental Microbiology | 90.47 | 3 | 1.8 | 100 | 3 | 1.2 | 3 | 100 |
| | MB-302 | Molecular Biology and Bioinformatics | 80.95 | 3 | 1.8 | 100 | 3 | 1.2 | 3 | 100 |
| | MB-303 | Pharmaceutical Microbiology | 90.47 | 3 | 1.8 | 100 | 3 | 1.2 | 3 | 100 |
| | MB-304 | Methods in Biostatistics and Bioinformatics | 100 | 3 | 1.8 | 100 | 3 | 1.2 | 3 | 100 |
| | MB-305 | Methods in Applied Microbiology | 100 | 3 | 1.8 | 100 | 3 | 1.2 | 3 | 100 |
| SEM IV | MB-401 | Fermentation Technology | 90.47 | 3 | 1.8 | 100 | 3 | 1.2 | 3 | 100 |
| | MB-402 | Applied Molecular Biology | 80.95 | 3 | 1.8 | 100 | 3 | 1.2 | 3 | 100 |
| | MB-403 | Agricultural Microbiology | 90.47 | 3 | 1.8 | 100 | 3 | 1.2 | 3 | 100 |
| | MB-404 | Methods in Biotechnology | 100 | 3 | 1.8 | 100 | 3 | 1.2 | 3 | 100 |
| | MB-405 | Laboratory course (Project Dissertation) | 100 | 3 | 1.8 | 100 | 3 | 1.2 | 3 | 100 |
| | | | | | 1.80 | | | 1.20 | 3.00 | 100 |

| | |
|---------------|--|
| Level1 | <45% of students scoring more than average marks |
| Level2 | 45-60% of students scoring more than average marks |
| Level3 | >60% of students scoring more than average marks |

| Program Outcome Level | Target Attainment |
|-----------------------|-------------------|
| Level1 | 0.5>1.0 |
| Level2 | 1.0>1.5 |
| Level3 | 1.5>2.0 |
| Level4 | 2.0>2.5 |
| Level5 | 2.5>3.0 |

| Program Outcome Attainment | | | | | |
|-------------------------------------|---------------------------------------|--|--|-----------------------|----------------|
| Average Attainment by Direct Method | Average Attainment by Indirect Method | 60% of Average Attainment by Direct Method | 40% of Average Attainment by Indirect Method | Average PO Attainment | %PO Attainment |
| 3.00 | 3.00 | 1.80 | 1.20 | 3.00 | 100 |


Head,
 Department of Microbiology
 R.C.Patel Arts & Sci.College
 Shirpur, Dist-Dhule.




Principal
 R. C. Patel Arts, Commerce and
 Science College, Shirpur

Calculation for Program Outcome Attainment for the Academic Year 2019-20 (MSc_MB)


Attainment of Course Outcome

| Semester (Theory/ Practical) | Course Code | Course Title | % of Students Passed in External Exam | Level of Attainment | 60% of Attainment Level in end term exam | % of Students Passed in Internal Exam | Level of Attainment | 40% of Attainment Level in end term exam | Attainment of Course Outcome | % CO Attainment |
|------------------------------|-------------|---|---------------------------------------|---------------------|--|---------------------------------------|---------------------|--|------------------------------|-----------------|
| 1 | 2 | 3 | 4 | 5 | 6 | 7 | 8 | 9 | 10=6+9 | 11 |
| SEM III | MB-301 | Applied and Environmental Microbiology | 100 | 3 | 1.8 | 100 | 3 | 1.2 | 3 | 100 |
| | MB-302 | Molecular Biology and Bioinformatics | 100 | 3 | 1.8 | 100 | 3 | 1.2 | 3 | 100 |
| | MB-303 | Pharmaceutical Microbiology | 100 | 3 | 1.8 | 100 | 3 | 1.2 | 3 | 100 |
| | MB-304 | Methods in Biostatistics and Bioinformatics | 100 | 3 | 1.8 | 100 | 3 | 1.2 | 3 | 100 |
| | MB-305 | Methods in Applied Microbiology | 100 | 3 | 1.8 | 100 | 3 | 1.2 | 3 | 100 |
| SEM IV | MB-401 | Fermentation Technology | 100 | 3 | 1.8 | 100 | 3 | 1.2 | 3 | 100 |
| | MB-402 | Applied Molecular Biology | 100 | 3 | 1.8 | 100 | 3 | 1.2 | 3 | 100 |
| | MB-403 | Agricultural Microbiology | 100 | 3 | 1.8 | 100 | 3 | 1.2 | 3 | 100 |
| | MB-404 | Methods in Biotechnology | 100 | 3 | 1.8 | 100 | 3 | 1.2 | 3 | 100 |
| | MB-405 | Laboratory course (Project Dissertation) | 100 | 3 | 1.8 | 100 | 3 | 1.2 | 3 | 100 |
| | | | | | 1.80 | | | 1.20 | 3.00 | 100 |

| | |
|---------------|--|
| Level1 | <45% of students scoring more than average marks |
| Level2 | 45-60% of students scoring more than average marks |
| Level3 | >60% of students scoring more than average marks |

| Program Outcome Level | Target Attainment |
|-----------------------|-------------------|
| Level1 | 0.5>1.0 |
| Level2 | 1.0>1.5 |
| Level3 | 1.5>2.0 |
| Level4 | 2.0>2.5 |
| Level5 | 2.5>3.0 |

| Program Outcome Attainment | | | | | |
|-------------------------------------|---------------------------------------|--|--|-----------------------|----------------|
| Average Attainment by Direct Method | Average Attainment by Indirect Method | 60% of Average Attainment by Direct Method | 40% of Average Attainment by Indirect Method | Average PO Attainment | %PO Attainment |
| 3.00 | 3.00 | 1.80 | 1.20 | 3.00 | 100 |


Head,
 Department of Microbiology
 R.C.Patel Arts & Sci.College
 Shirpur, Dist-Dhule.




Principal
 R. C. Patel Arts, Commerce and
 Science College, Shirpur

Calculation for Program Outcome Attainment for the Academic Year 2020-21 (MSc_MB)


Attainment of Course Outcome

| Semester (Theory/ Practical) | Course Code | Course Title | % of Students Passed In External Exam | Level of Attainment | 60% of Attainment Level in end term exam | % of Students Passed In Internal Exam | Level of Attainment | 40% of Attainment Level in end term exam | Attainment of Course OutcomeS | % CO Attainment |
|------------------------------|-------------|---|---------------------------------------|---------------------|--|---------------------------------------|---------------------|--|-------------------------------|-----------------|
| 1 | 2 | 3 | 4 | 5 | 6 | 7 | 8 | 9 | 10=6+9 | 11 |
| SEM III | MB-301 | Applied and Environmental Microbiology | 100 | 3 | 1.8 | 100 | 3 | 1.2 | 3 | 100 |
| | MB-302 | Molecular Biology and Bioinformatics | 100 | 3 | 1.8 | 100 | 3 | 1.2 | 3 | 100 |
| | MB-303 | Pharmaceutical Microbiology | 100 | 3 | 1.8 | 100 | 3 | 1.2 | 3 | 100 |
| | MB-304 | Methods in Biostatistics and Bioinformatics | 100 | 3 | 1.8 | 100 | 3 | 1.2 | 3 | 100 |
| | MB-305 | Methods in Applied Microbiology | 100 | 3 | 1.8 | 100 | 3 | 1.2 | 3 | 100 |
| SEM IV | MB-401 | Fermentation Technology | 100 | 3 | 1.8 | 100 | 3 | 1.2 | 3 | 100 |
| | MB-402 | Applied Molecular Biology | 100 | 3 | 1.8 | 100 | 3 | 1.2 | 3 | 100 |
| | MB-403 | Agricultural Microbiology | 100 | 3 | 1.8 | 100 | 3 | 1.2 | 3 | 100 |
| | MB-404 | Methods in Biotechnology | 100 | 3 | 1.8 | 100 | 3 | 1.2 | 3 | 100 |
| | MB-405 | Laboratory course (Project Dissertation) | 100 | 3 | 1.8 | 100 | 3 | 1.2 | 3 | 100 |
| | | | | | 1.80 | | | 1.20 | 3.00 | 100 |

| | |
|--------|--|
| Level1 | <45% of students scoring more than average marks |
| Level2 | 45-60% of students scoring more than average marks |
| Level3 | >60% of students scoring more than average marks |

| Program Outcome Attainment | | | | | |
|-------------------------------------|---------------------------------------|--|--|-----------------------|----------------|
| Average Attainment by Direct Method | Average Attainment by Indirect Method | 60% of Average Attainment by Direct Method | 40% of Average Attainment by Indirect Method | Average PO Attainment | %PO Attainment |
| 3.00 | 3.00 | 1.80 | 1.20 | 3.00 | 100 |

| Program Outcome Level | Target Attainment |
|-----------------------|-------------------|
| Level1 | 0.5>1.0 |
| Level2 | 1.0>1.5 |
| Level3 | 1.5>2.0 |
| Level4 | 2.0>2.5 |
| Level5 | 2.5>3.0 |


Head,
 Department of Microbiology
 R.C. Patel Arts & Sci. College
 Shirpur, Dist-Dhule.




Principal
 R. C. Patel Arts, Commerce and
 Science College, Shirpur

Calculation for Program Outcome Attainment for the Academic Year 2021-22 (MSc_ MB)


Attainment of Course Outcome

| Semester (Theory /Practical) | Course Code | Course Title | % of Students Passed in External Exam | Level of Attainment | 60% of Attainment Level in end term exam | % of Students Passed in Internal Exam | Level of Attainment | 40% of Attainment Level in end term exam | Attainment of Course Outcome | % CO Attainment |
|------------------------------|-------------|---|---------------------------------------|---------------------|--|---------------------------------------|---------------------|--|------------------------------|-----------------|
| 1 | 2 | 3 | 4 | 5 | 6 | 7 | 8 | 9 | 10=6+9 | 11 |
| SEM III | MB-301 | Applied and Environmental Microbiology | 100 | 3 | 1.8 | 100 | 3 | 1.2 | 3 | 100 |
| | MB-302 | Molecular Biology and Bioinformatics | 100 | 3 | 1.8 | 100 | 3 | 1.2 | 3 | 100 |
| | MB-303 | Pharmaceutical Microbiology | 100 | 3 | 1.8 | 100 | 3 | 1.2 | 3 | 100 |
| | MB-304 | Methods in Biostatistics and Bioinformatics | 100 | 3 | 1.8 | 100 | 3 | 1.2 | 3 | 100 |
| | MB-305 | Methods in Applied Microbiology | 100 | 3 | 1.8 | 100 | 3 | 1.2 | 3 | 100 |
| SEM IV | MB-401 | Fermentation Technology | 100 | 3 | 1.8 | 100 | 3 | 1.2 | 3 | 100 |
| | MB-402 | Applied Molecular Biology | 100 | 3 | 1.8 | 100 | 3 | 1.2 | 3 | 100 |
| | MB-403 | Agricultural Microbiology | 100 | 3 | 1.8 | 100 | 3 | 1.2 | 3 | 100 |
| | MB-404 | Methods in Biotechnology | 100 | 3 | 1.8 | 100 | 3 | 1.2 | 3 | 100 |
| | MB-405 | Laboratory course (Project Dissertation) | 100 | 3 | 1.8 | 100 | 3 | 1.2 | 3 | 100 |
| | | | | | 1.80 | | | 1.20 | 3.00 | 100 |

| | |
|---------------|--|
| Level1 | <45% of students scoring more than average marks |
| Level2 | 45-60% of students scoring more than average marks |
| Level3 | >60% of students scoring more than average marks |

| Program Outcome Attainment | | | | | |
|-------------------------------------|---------------------------------------|--|--|-----------------------|----------------|
| Average Attainment by Direct Method | Average Attainment by Indirect Method | 60% of Average Attainment by Direct Method | 40% of Average Attainment by Indirect Method | Average PO Attainment | %PO Attainment |
| 3.00 | 3.00 | 1.80 | 1.20 | 3.00 | 100 |

| Program Outcome Level | Target Attainment |
|-----------------------|-------------------|
| Level1 | 0.5>1.0 |
| Level2 | 1.0>1.5 |
| Level3 | 1.5>2.0 |
| Level4 | 2.0>2.5 |
| Level5 | 2.5>3.0 |


Head,
 Department of Microbiology
 R.C.Patel Art.s & Sci.College
 Shirpur, Dist-Dhule.




Principal
 R. C. Patel Arts, Commerce and
 Science College, Shirpur

Calculation for Program Outcome Attainment for the Academic Year 2022-23 (MSc_MB)

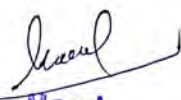
Attainment of Course Outcome

| Semester (Theory /Practical) | Course Code | Course Title | % of Students Passed In External Exam | Level of Attainment | 60% of Attainment Level in end term exam | % of Students Passed in Internal Exam | Level of Attainment | 40% of Attainment Level in end term exam | Attainment of Course Outcome | % CO Attainment |
|------------------------------|-------------|---|---------------------------------------|---------------------|--|---------------------------------------|---------------------|--|------------------------------|-----------------|
| 1 | 2 | 3 | 4 | 5 | 6 | 7 | 8 | 9 | 10=6+9 | 11 |
| SEM III | MB-301 | Pharmaceutical Microbiology | 93 | 3 | 1.8 | 100 | 3 | 1.2 | 3 | 100 |
| | MB-302 | Applied Molecular Biology | 93 | 3 | 1.8 | 100 | 3 | 1.2 | 3 | 100 |
| | MB-303 | Applied and Environmental Microbiology | 100 | 3 | 1.8 | 100 | 3 | 1.2 | 3 | 100 |
| | MB-304 | Methods in Bioinformatics | 100 | 3 | 1.8 | 100 | 3 | 1.2 | 3 | 100 |
| | MB-305 | Methods in Applied Microbiology | 100 | 3 | 1.8 | 100 | 3 | 1.2 | 3 | 100 |
| SEM IV | MB-401 | Fermentation Technology | 93 | 3 | 1.8 | 100 | 3 | 1.2 | 3 | 100 |
| | MB-402 | Microbial Genetics | 93 | 3 | 1.8 | 100 | 3 | 1.2 | 3 | 100 |
| | MB-403 | Agricultural Microbiology | 100 | 3 | 1.8 | 100 | 3 | 1.2 | 3 | 100 |
| | MB-404 | Methods in Biotechnology | 100 | 3 | 1.8 | 100 | 3 | 1.2 | 3 | 100 |
| | MB-405 | Laboratory course (Project Dissertation) | 100 | 3 | 1.8 | 100 | 3 | 1.2 | 3 | 100 |
| | | | | | 1.80 | | | 1.20 | 3.00 | 100 |


| | |
|---------------|--|
| Level1 | <45% of students scoring more than average marks |
| Level2 | 45-60% of students scoring more than average marks |
| Level3 | >60% of students scoring more than average marks |

| Program Outcome Level | Target Attainment |
|-----------------------|-------------------|
| Level1 | 0.5>1.0 |
| Level2 | 1.0>1.5 |
| Level3 | 1.5>2.0 |
| Level4 | 2.0>2.5 |
| Level5 | 2.5>3.0 |

| Program Outcome Attainment | | | | | |
|-------------------------------------|---------------------------------------|--|--|-----------------------|----------------|
| Average Attainment by Direct Method | Average Attainment by Indirect Method | 60% of Average Attainment by Direct Method | 40% of Average Attainment by Indirect Method | Average PO Attainment | %PO Attainment |
| 3.00 | 3.00 | 1.80 | 1.20 | 3.00 | 100 |


Head,
 Department of Microbiology
 R.C.Patel Arts & Sci.College
 Shirpur, Dist-Dhule.




Principal
 R. C. Patel Arts, Commerce and
 Science College, Shirpur

Calculation for Program Outcome Attainment for the Academic Year 2018-19 (TYBT)

| Attainment of Course Outcome | | | | | | | | | | |
|------------------------------|-------------|--|---------------------------------------|---------------------|--|---------------------------------------|---------------------|--|------------------------------|-----------------|
| Semester (Theory/ Practical) | Course Code | Course Title | % of Students Passed in External Exam | Level of Attainment | 60% of Attainment Level in end term exam | % of Students Passed in Internal Exam | Level of Attainment | 40% of Attainment Level in end term exam | Attainment of Course Outcome | % CO Attainment |
| 1 | 2 | 3 | 4 | 5 | 6 | 7 | 8 | 9 | 10=6+9 | 11 |
| SEM V | BT-351 | Genetics | 93.33 | 3 | 1.8 | 100 | 3 | 1.2 | 3 | 100 |
| | BT-352 | Agricultural Biotechnology | 100 | 3 | 1.8 | 100 | 3 | 1.2 | 3 | 100 |
| | BT-353 | Animal Biotechnology | 100 | 3 | 1.8 | 100 | 3 | 1.2 | 3 | 100 |
| | BT-354 | Industrial Biotechnology | 100 | 3 | 1.8 | 100 | 3 | 1.2 | 3 | 100 |
| | BT-355 | Food Biotechnology | 100 | 3 | 1.8 | 100 | 3 | 1.2 | 3 | 100 |
| | BT-356 | Environmental Biotechnology | 100 | 3 | 1.8 | 100 | 3 | 1.2 | 3 | 100 |
| | BT-357 | Practical Course- Industrial Biotechnology | 100 | 3 | 1.8 | 100 | 3 | 1.2 | 3 | 100 |
| | BT-358 | Practical Course- Animal Biotechnology | 100 | 3 | 1.8 | 100 | 3 | 1.2 | 3 | 100 |
| | BT-359 | Practical Course- Food and Environmental Biotechnology | 100 | 3 | 1.8 | 100 | 3 | 1.2 | 3 | 100 |
| SEM VI | BT-361 | Gene Biotechnology and Bioinformatic | 93.33 | 3 | 1.8 | 100 | 3 | 1.2 | 3 | 100 |
| | BT-362 | Plant Biotechnology | 100 | 3 | 1.8 | 100 | 3 | 1.2 | 3 | 100 |
| | BT-363 | Immunology | 93.33 | 3 | 1.8 | 100 | 3 | 1.2 | 3 | 100 |
| | BT-364 | Advanced Bioprocess technology | 73.33 | 3 | 1.8 | 100 | 3 | 1.2 | 3 | 100 |
| | BT-365 | Pharmaceutical Biotechnology | 100 | 3 | 1.8 | 100 | 3 | 1.2 | 3 | 100 |
| | BT-366 | Biodiversity and Biometry | 100 | 3 | 1.8 | 100 | 3 | 1.2 | 3 | 100 |
| | BT-367 | Practical Course- Plant biotechnology | 100 | 3 | 1.8 | 100 | 3 | 1.2 | 3 | 100 |
| | BT-368 | Practical Course- Genetics and biotechnology | 100 | 3 | 1.8 | 100 | 3 | 1.2 | 3 | 100 |
| | BT-369 | Practical Course- Pharmaceutical biotechnology | 100 | 3 | 1.8 | 100 | 3 | 1.2 | 3 | 100 |
| | | | | | 1.80 | | | 1.20 | 3.00 | 100 |

| Level1 | <45% of students scoring more than average marks |
|-----------------------|--|
| Level2 | 45-60% of students scoring more than average marks |
| Level3 | >60% of students scoring more than average marks |
| Program Outcome Level | Target Attainment |
| Level1 | 0.5>1.0 |
| Level2 | 1.0>1.5 |
| Level3 | 1.5>2.0 |
| Level4 | 2.0>2.5 |

| Program Outcome Attainment | | | | | |
|-------------------------------------|---------------------------------------|--|--|-----------------------|----------------|
| Average Attainment by Direct Method | Average Attainment by Indirect Method | 60% of Average Attainment by Direct Method | 40% of Average Attainment by Indirect Method | Average PO Attainment | %PO Attainment |
| 3.00 | 3.00 | 1.80 | 1.20 | 3.00 | 100 |

[Signature]
 Head,
 Department of Biotechnology
 R.C. Patel Arts & Sci. College



[Signature]
 Principal
 R. C. Patel Arts, Commerce and
 Science College, Shirpur

Calculation for Program Outcome Attainment for the Academic Year 2019-20 (TYBT)

Attainment of Course Outcome

| Semester (Theory/ Practical) | Course Code | Course Title | % of Students Passed in External Exam | Level of Attainment | 60% of Attainment Level in end term exam | % of Students Passed in Internal Exam | Level of Attainment | 40% of Attainment Level in end term exam | Attainment of Course Outcome | % CO Attainment |
|------------------------------|-------------|--|---------------------------------------|---------------------|--|---------------------------------------|---------------------|--|------------------------------|-----------------|
| 1 | 2 | 3 | 4 | 5 | 6 | 7 | 8 | 9 | 10=6+9 | 11 |
| SEM V | BT-351 | Genetics | 100 | 3 | 1.8 | 100 | 3 | 1.2 | 3 | 100 |
| | BT-352 | Agricultural Biotechnology | 100 | 3 | 1.8 | 100 | 3 | 1.2 | 3 | 100 |
| | BT-353 | Animal Biotechnology | 100 | 3 | 1.8 | 100 | 3 | 1.2 | 3 | 100 |
| | BT-354 | Industrial Biotechnology | 100 | 3 | 1.8 | 100 | 3 | 1.2 | 3 | 100 |
| | BT-355 | Food Biotechnology | 100 | 3 | 1.8 | 100 | 3 | 1.2 | 3 | 100 |
| | BT-356 | Environmental Biotechnology | 100 | 3 | 1.8 | 100 | 3 | 1.2 | 3 | 100 |
| | BT-357 | Practical Course- Industrial Biotechnology | 100 | 3 | 1.8 | 100 | 3 | 1.2 | 3 | 100 |
| | BT-358 | Practical Course- Animal Biotechnology | 100 | 3 | 1.8 | 100 | 3 | 1.2 | 3 | 100 |
| | BT-359 | Practical Course- Food and Environmental Biotechnology | 100 | 3 | 1.8 | 100 | 3 | 1.2 | 3 | 100 |
| SEM VI | BT-361 | Gene Biotechnology and Bioinformatic | 100 | 3 | 1.8 | 100 | 3 | 1.2 | 3 | 100 |
| | BT-362 | Plant Biotechnology | 100 | 3 | 1.8 | 100 | 3 | 1.2 | 3 | 100 |
| | BT-363 | Immunology | 100 | 3 | 1.8 | 100 | 3 | 1.2 | 3 | 100 |
| | BT-364 | Advanced Bioprocess technology | 100 | 3 | 1.8 | 100 | 3 | 1.2 | 3 | 100 |
| | BT-365 | Pharmaceutical Biotechnology | 100 | 3 | 1.8 | 100 | 3 | 1.2 | 3 | 100 |
| | BT-366 | Biodiversity and Biometry | 100 | 3 | 1.8 | 100 | 3 | 1.2 | 3 | 100 |
| | BT-367 | Practical Course- Plant biotechnology | 100 | 3 | 1.8 | 100 | 3 | 1.2 | 3 | 100 |
| | BT-368 | Practical Course- Genetics and biotechnology | 100 | 3 | 1.8 | 100 | 3 | 1.2 | 3 | 100 |
| | BT-369 | Practical Course- Pharmaceutical biotechnology | 100 | 3 | 1.8 | 100 | 3 | 1.2 | 3 | 100 |
| | | | | | 1.80 | | | 1.20 | 3.00 | 100 |

| | |
|--------|--|
| Level1 | <45% of students scoring more than average marks |
| Level2 | 45-60% of students scoring more than average marks |
| Level3 | >60% of students scoring more than average marks |

| Program Outcome Level | Target Attainment |
|-----------------------|-------------------|
| Level1 | 0.5>1.0 |
| Level2 | 1.0>1.5 |
| Level3 | 1.5>2.0 |
| Level4 | 2.0>2.5 |
| Level5 | 2.5>3.0 |

| Program Outcome Attainment | | | | | |
|-------------------------------------|---------------------------------------|--|--|-----------------------|----------------|
| Average Attainment by Direct Method | Average Attainment by Indirect Method | 60% of Average Attainment by Direct Method | 40% of Average Attainment by Indirect Method | Average PO Attainment | %PO Attainment |
| 3.00 | 3.00 | 1.80 | 1.20 | 3.00 | 100 |

Head
Head,
 Department of Biotechnology
 R.C.Patel Art, s & Sci.College
 Shirpur, Dist-Dhule.



Principal
Principal
 R. C. Patel Arts, Commerce and
 Science College, Shirpur

Calculation for Program Outcome Attainment for the Academic Year 2020-21 (TYBT)

Attainment of Course Outcome


| Semester (Theory/ Practical) | Course Code | Course Title | % of Students Passed in External Exam | Level of Attainment | 60% of Attainment Level in end term exam | % of Students Passed in Internal Exam | Level of Attainment | 40% of Attainment Level in end term exam | Attainment of Course Outcome | % CO Attainment |
|------------------------------|-------------|--|---------------------------------------|---------------------|--|---------------------------------------|---------------------|--|------------------------------|-----------------|
| 1 | 2 | 3 | 4 | 5 | 6 | 7 | 8 | 9 | 10=6+9 | 11 |
| SEM V | BT-351 | Genetics | 100 | 3 | 1.8 | 100 | 3 | 1.2 | 3 | 100 |
| | BT-352 | Agricultural Biotechnology | 100 | 3 | 1.8 | 100 | 3 | 1.2 | 3 | 100 |
| | BT-353 | Animal Biotechnology | 100 | 3 | 1.8 | 100 | 3 | 1.2 | 3 | 100 |
| | BT-354 | Industrial Biotechnology | 100 | 3 | 1.8 | 100 | 3 | 1.2 | 3 | 100 |
| | BT-355 | Food Biotechnology | 100 | 3 | 1.8 | 100 | 3 | 1.2 | 3 | 100 |
| | BT-356 | Environmental Biotechnology | 100 | 3 | 1.8 | 100 | 3 | 1.2 | 3 | 100 |
| | BT-357 | Practical Course- Industrial Biotechnology | 100 | 3 | 1.8 | 100 | 3 | 1.2 | 3 | 100 |
| | BT-358 | Practical Course- Animal Biotechnology | 100 | 3 | 1.8 | 100 | 3 | 1.2 | 3 | 100 |
| | BT-359 | Practical Course- Food and Environmental Biotechnology | 100 | 3 | 1.8 | 100 | 3 | 1.2 | 3 | 100 |
| SEM VI | BT-361 | Gene Biotechnology and Bioinformatic | 100 | 3 | 1.8 | 100 | 3 | 1.2 | 3 | 100 |
| | BT-362 | Plant Biotechnology | 100 | 3 | 1.8 | 100 | 3 | 1.2 | 3 | 100 |
| | BT-363 | Immunology | 100 | 3 | 1.8 | 100 | 3 | 1.2 | 3 | 100 |
| | BT-364 | Advanced Bioprocess technology | 100 | 3 | 1.8 | 100 | 3 | 1.2 | 3 | 100 |
| | BT-365 | Pharmaceutical Biotechnology | 100 | 3 | 1.8 | 100 | 3 | 1.2 | 3 | 100 |
| | BT-366 | Biodiversity and Biometry | 100 | 3 | 1.8 | 100 | 3 | 1.2 | 3 | 100 |
| | BT-367 | Practical Course- Plant biotechnology | 100 | 3 | 1.8 | 100 | 3 | 1.2 | 3 | 100 |
| | BT-368 | Practical Course- Genetics and biotechnology | 100 | 3 | 1.8 | 100 | 3 | 1.2 | 3 | 100 |
| | BT-369 | Practical Course- Pharmaceutical biotechnology | 100 | 3 | 1.8 | 100 | 3 | 1.2 | 3 | 100 |
| | | | | | 1.80 | | | 1.20 | 3.00 | 100 |

| | |
|--------|--|
| Level1 | <45% of students scoring more than average marks |
| Level2 | 45-60% of students scoring more than average marks |
| Level3 | >60% of students scoring more than average marks |

| Program Outcome Level | Target Attainment |
|-----------------------|-------------------|
| Level1 | 0.5>1.0 |
| Level2 | 1.0>1.5 |
| Level3 | 1.5>2.0 |
| Level4 | 2.0>2.5 |
| Level5 | 2.5>3.0 |

| Program Outcome Attainment | | | | | |
|-------------------------------------|---------------------------------------|--|--|-----------------------|----------------|
| Average Attainment by Direct Method | Average Attainment by Indirect Method | 60% of Average Attainment by Direct Method | 40% of Average Attainment by Indirect Method | Average PO Attainment | %PO Attainment |
| 3.00 | 3.00 | 1.80 | 1.20 | 3.00 | 100 |

[Signature]
Head,
 Department of Biotechnology
 R.C.Patel Art, s & Sci.College
 Shirpur, Dist-Dhule.



[Signature]
Principal
 R. C. Patel Arts, Commerce and
 Science College, Shirpur

Calculation for Program Outcome Attainment for the Academic Year 2021-22 (TYBT)

Attainment of Course Outcome

| Semester (Theory /Practical) | Course Code | Course Title | % of Students Passed In External Exam | Level of Attainment | 60% of Attainment Level in end term exam | % of Students Passed in Internal Exam | Level of Attainment | 40% of Attainment Level in end term exam | Attainment of Course Outcome | % CO Attainment |
|-------------------------------|-------------|---------------------------------------|---------------------------------------|---------------------|--|---------------------------------------|---------------------|--|------------------------------|-----------------|
| 1 | 2 | 3 | 4 | 5 | 6 | 7 | 8 | 9 | 10=6+9 | 11 |
| SEM V | BT-501 | Microbial Genetics | 100 | 3 | 1.8 | 100 | 3 | 1.2 | 3 | 100 |
| | BT-502 | Bioprocess Technology | 90.72 | 3 | 1.8 | 100 | 3 | 1.2 | 3 | 100 |
| | BT-503 | Metabolism | 98 | 3 | 1.8 | 100 | 3 | 1.2 | 3 | 100 |
| | BT-504 | Medical Microbiology-I | 100 | 3 | 1.8 | 100 | 3 | 1.2 | 3 | 100 |
| | BT-505 | Basic Immunology | 100 | 3 | 1.8 | 100 | 3 | 1.2 | 3 | 100 |
| | BT-506 | Food Microbiology | 90.72 | 3 | 1.8 | 100 | 3 | 1.2 | 3 | 100 |
| | BT-507 | Methods in Medical Microbiology-I | 100 | 3 | 1.8 | 100 | 3 | 1.2 | 3 | 100 |
| | BT-508 | Methods in Industrial Microbiology-I | 100 | 3 | 1.8 | 100 | 3 | 1.2 | 3 | 100 |
| | BT-509 | Methods in Applied Microbiology-I | 100 | 3 | 1.8 | 100 | 3 | 1.2 | 3 | 100 |
| SEM VI | BT-601 | Molecular Biology | 90.72 | 3 | 1.8 | 94.44 | 3 | 1.2 | 3 | 100 |
| | BT-602 | Fermentations | 90.72 | 3 | 1.8 | 94.44 | 3 | 1.2 | 3 | 100 |
| | BT-603 | Enzymology | 90.72 | 3 | 1.8 | 94.44 | 3 | 1.2 | 3 | 100 |
| | BT-604 | Medical Microbiology-II | 90.72 | 3 | 1.8 | 100 | 3 | 1.2 | 3 | 100 |
| | BT-605 | Advanced Immunology | 90.72 | 3 | 1.8 | 94.44 | 3 | 1.2 | 3 | 100 |
| | BT-606 | Agricultural Microbiology | 90.72 | 3 | 1.8 | 94.44 | 3 | 1.2 | 3 | 100 |
| | BT-607 | Methods in Medical Microbiology-II | 90.72 | 3 | 1.8 | 100 | 3 | 1.2 | 3 | 100 |
| | BT-608 | Methods in Industrial Microbiology-II | 90.72 | 3 | 1.8 | 100 | 3 | 1.2 | 3 | 100 |
| | BT-609 | Methods in Applied Microbiology-II | 90.72 | 3 | 1.8 | 100 | 3 | 1.2 | 3 | 100 |
| | | | | | 1.80 | | | 1.2 | 3.00 | 100 |

| | |
|--------|--|
| Level1 | <45% of students scoring more than average marks |
| Level2 | 45-60% of students scoring more than average marks |
| Level3 | >60% of students scoring more than average marks |

| Program Outcome Level | Target Attainment |
|-----------------------|-------------------|
| Level1 | 0.5>1.0 |
| Level2 | 1.0>1.5 |
| Level3 | 1.5>2.0 |
| Level4 | 2.0>2.5 |
| Level5 | 2.5>3.0 |

| Program Outcome Attainment | | | | | |
|-------------------------------------|---------------------------------------|--|--|-----------------------|----------------|
| Average Attainment by Direct Method | Average Attainment by Indirect Method | 60% of Average Attainment by Direct Method | 40% of Average Attainment by Indirect Method | Average PO Attainment | %PO Attainment |
| 3.00 | 3.00 | 1.80 | 1.20 | 3.00 | 100 |

[Signature]
Head,
 Department of Biotechnology
 R.C.Patel Art. & Sci.College
 Shirpur, Dist-Dhule.



[Signature]
Principal
 R. C. Patel Arts, Commerce and
 Science College, Shirpur

Calculation for Program Outcome Attainment for the Academic Year 2022-23 (TYBT)

Attainment of Course Outcome

| Semester (Theory/ Practical) | Course Code | Course Title | % of Students Passed in External Exam | Level of Attainment | 60% of Attainment Level in end term exam | % of Students Passed in Internal Exam | Level of Attainment | 40% of Attainment Level in end term exam | Attainment of Course | % CO Attainment |
|------------------------------|-------------|---------------------------------------|---------------------------------------|---------------------|--|---------------------------------------|---------------------|--|----------------------|-----------------|
| 1 | 2 | 3 | 4 | 5 | 6 | 7 | 8 | 9 | 10=6+9 | 11 |
| SEM V | BT-501 | Microbial Genetics | 100 | 3 | 1.8 | 100 | 3 | 1.2 | 3 | 100 |
| | BT-502 | Bioprocess Technology | 92.3 | 3 | 1.8 | 100 | 3 | 1.2 | 3 | 100 |
| | BT-503 | Metabolism | 92.3 | 3 | 1.8 | 100 | 3 | 1.2 | 3 | 100 |
| | BT-504 | Medical Microbiology-I | 100 | 3 | 1.8 | 100 | 3 | 1.2 | 3 | 100 |
| | BT-505 | Basic Immunology | 100 | 3 | 1.8 | 100 | 3 | 1.2 | 3 | 100 |
| | BT-506 | Food Microbiology | 100 | 3 | 1.8 | 100 | 3 | 1.2 | 3 | 100 |
| | BT-507 | Methods in Medical Microbiology-I | 100 | 3 | 1.8 | 100 | 3 | 1.2 | 3 | 100 |
| | BT-508 | Methods in Industrial Microbiology-I | 100 | 3 | 1.8 | 100 | 3 | 1.2 | 3 | 100 |
| | BT-509 | Methods in Applied Microbiology-I | 100 | 3 | 1.8 | 100 | 3 | 1.2 | 3 | 100 |
| SEM VI | BT-601 | Molecular Biology | 92.3 | 3 | 1.8 | 100 | 3 | 1.2 | 3 | 100 |
| | BT-602 | Fermentations | 92.3 | 3 | 1.8 | 100 | 3 | 1.2 | 3 | 100 |
| | BT-603 | Enzymology | 92.3 | 3 | 1.8 | 100 | 3 | 1.2 | 3 | 100 |
| | BT-604 | Medical Microbiology-II | 100 | 3 | 1.8 | 100 | 3 | 1.2 | 3 | 100 |
| | BT-605 | Advanced Immunology | 100 | 3 | 1.8 | 100 | 3 | 1.2 | 3 | 100 |
| | BT-606 | Agricultural Microbiology | 100 | 3 | 1.8 | 100 | 3 | 1.2 | 3 | 100 |
| | BT-607 | Methods in Medical Microbiology-II | 100 | 3 | 1.8 | 100 | 3 | 1.2 | 3 | 100 |
| | BT-608 | Methods in Industrial Microbiology-II | 100 | 3 | 1.8 | 100 | 3 | 1.2 | 3 | 100 |
| | BT-609 | Methods in Applied Microbiology-II | 100 | 3 | 1.8 | 100 | 3 | 1.2 | 3 | 100 |
| | | | | | 1.80 | | | 1.20 | 3.00 | 100 |

| | |
|--------|--|
| Level1 | <45% of students scoring more than average marks |
| Level2 | 45-60% of students scoring more than average marks |
| Level3 | >60% of students scoring more than average marks |

| Program Outcome Level | Target Attainment |
|-----------------------|-------------------|
| Level1 | 0.5>1.0 |
| Level2 | 1.0>1.5 |
| Level3 | 1.5>2.0 |
| Level4 | 2.0>2.5 |
| Level5 | 2.5>3.0 |

| Program Outcome Attainment | | | | | |
|-------------------------------------|---------------------------------------|--|--|-----------------------|----------------|
| Average Attainment by Direct Method | Average Attainment by Indirect Method | 60% of Average Attainment by Direct Method | 40% of Average Attainment by Indirect Method | Average PO Attainment | %PO Attainment |
| 3.00 | 3.00 | 1.80 | 1.20 | 3.00 | 100 |

G. N. Patil
Head,
 Department of Biotechnology
 R.C.Patel Art, s & Sci.College
 Shirpur, Dist-Dhule.



R. C. Patel
Principal
 R. C. Patel Arts, Commerce and
 Science College, Shirpu

Calculation for Program Outcome Attainment for the Academic Year 2018-19 (MSc_BT)

Attainment of Course Outcome

| Semester (Theory /Practical) | Course Code | Course Title | % of Students Passed in External Exam | Level of Attainment | 60% of Attainment Level in end term exam | % of Students Passed in Internal Exam | Level of Attainment | 40% of Attainment Level in end term exam | Attainment of Course Outcome | % CO Attainment |
|------------------------------|-------------|---|---------------------------------------|---------------------|--|---------------------------------------|---------------------|--|------------------------------|-----------------|
| 1 | 2 | 3 | 4 | 5 | 6 | 7 | 8 | 9 | 10=6+9 | 11 |
| SEM III | MB-301 | Applied and Environmental Microbiology | 90.47 | 3 | 1.8 | 100 | 3 | 1.2 | 3 | 100 |
| | MB-302 | Molecular Biology and Bioinformatics | 80.95 | 3 | 1.8 | 100 | 3 | 1.2 | 3 | 100 |
| | MB-303 | Pharmaceutical Microbiology | 90.47 | 3 | 1.8 | 100 | 3 | 1.2 | 3 | 100 |
| | MB-304 | Methods in Biostatistics and Bioinformatics | 100 | 3 | 1.8 | 100 | 3 | 1.2 | 3 | 100 |
| | MB-305 | Methods in Applied Microbiology | 100 | 3 | 1.8 | 100 | 3 | 1.2 | 3 | 100 |
| SEM IV | MB-401 | Fermentation Technology | 90.47 | 3 | 1.8 | 100 | 3 | 1.2 | 3 | 100 |
| | MB-402 | Applied Molecular Biology | 80.95 | 3 | 1.8 | 100 | 3 | 1.2 | 3 | 100 |
| | MB-403 | Agricultural Microbiology | 90.47 | 3 | 1.8 | 100 | 3 | 1.2 | 3 | 100 |
| | MB-404 | Methods in Biotechnology | 100 | 3 | 1.8 | 100 | 3 | 1.2 | 3 | 100 |
| | MB-405 | Laboratory course (Project Dissertation) | 100 | 3 | 1.8 | 100 | 3 | 1.2 | 3 | 100 |
| | | | | | 1.80 | | | 1.20 | 3.00 | 100 |

| | |
|---------------|--|
| Level1 | <45% of students scoring more than average marks |
| Level2 | 45-60% of students scoring more than average marks |
| Level3 | >60% of students scoring more than average marks |

| Program Outcome Attainment | | | | | |
|-------------------------------------|---------------------------------------|--|--|-----------------------|----------------|
| Average Attainment by Direct Method | Average Attainment by Indirect Method | 60% of Average Attainment by Direct Method | 40% of Average Attainment by Indirect Method | Average PO Attainment | %PO Attainment |
| 3.00 | 3.00 | 1.80 | 1.20 | 3.00 | 100 |

| Program Outcome Level | Target Attainment |
|-----------------------|-------------------|
| Level1 | 0.5>1.0 |
| Level2 | 1.0>1.5 |
| Level3 | 1.5>2.0 |
| Level4 | 2.0>2.5 |
| Level5 | 2.5>3.0 |


Head,
 Department of Biotechnology
 R.C.Patel Arts & Sci. College
 Shirpur, Dist-Dhule.




Principal
 R. C. Patel Arts, Commerce and
 Science College, Shirpur

Calculation for Program Outcome Attainment for the Academic Year 2019-20 (MSc_ BT)

Attainment of Course Outcome

| Semester (Theory /Practical) | Course Code | Course Title | % of Students Passed in External Exam | Level of Attainment | 60% of Attainment Level in end term exam | % of Students Passed in Internal Exam | Level of Attainment | 40% of Attainment Level in end term exam | Attainment of Course | % CO Attainment |
|------------------------------|-------------|---|---------------------------------------|---------------------|--|---------------------------------------|---------------------|--|----------------------|-----------------|
| 1 | 2 | 3 | 4 | 5 | 6 | 7 | 8 | 9 | 10=6+9 | 11 |
| SEM III | BT-301 | Recombinant DNA Technology | 100 | 3 | 1.8 | 100 | 3 | 1.2 | 3 | 100 |
| | BT-302 | Plant Biotechnology | 100 | 3 | 1.8 | 100 | 3 | 1.2 | 3 | 100 |
| | BT-303 | Advanced Environmental Biotechnology | 100 | 3 | 1.8 | 100 | 3 | 1.2 | 3 | 100 |
| | BT-304 | Methods in Plant Biotechnology | 100 | 3 | 1.8 | 100 | 3 | 1.2 | 3 | 100 |
| | BT-305 | Methods in Environmental Biotechnology | 100 | 3 | 1.8 | 100 | 3 | 1.2 | 3 | 100 |
| SEM IV | BT-401 | Food and Pharmaceutical Biotechnology | 100 | 3 | 1.8 | 100 | 3 | 1.2 | 3 | 100 |
| | BT-402 | Bioinformatics | 100 | 3 | 1.8 | 100 | 3 | 1.2 | 3 | 100 |
| | BT-403 | Industrial and Business Biotechnology | 100 | 3 | 1.8 | 100 | 3 | 1.2 | 3 | 100 |
| | BT-404 | Methods in Biotechnology | 100 | 3 | 1.8 | 100 | 3 | 1.2 | 3 | 100 |
| | BT-405 | Biotechnology Practical (Project Dissertation work) | 100 | 3 | 1.8 | 100 | 3 | 1.2 | 3 | 100 |
| | | | | | 1.80 | | | 1.20 | 3.00 | 100 |

| | |
|---------------|--|
| Level1 | <45% of students scoring more than average marks |
| Level2 | 45-60% of students scoring more than average marks |
| Level3 | >60% of students scoring more than average marks |

| Program Outcome Level | Target Attainment |
|-----------------------|-------------------|
| Level1 | 0.5>1.0 |
| Level2 | 1.0>1.5 |
| Level3 | 1.5>2.0 |
| Level4 | 2.0>2.5 |
| Level5 | 2.5>3.0 |

| Program Outcome Attainment | | | | | |
|-------------------------------------|---------------------------------------|--|--|-----------------------|----------------|
| Average Attainment by Direct Method | Average Attainment by Indirect Method | 60% of Average Attainment by Direct Method | 40% of Average Attainment by Indirect Method | Average PO Attainment | %PO Attainment |
| 3.00 | 3.00 | 1.80 | 1.20 | 3.00 | 100 |


Head,
 Department of Biotechnology
 R.C.Patel Art, s & Sci.College
 Shirpur, Dist- Dhule.




Principal
 R. C. Patel Arts, Commerce and
 Science College, Shirpur

Calculation for Program Outcome Attainment for the Academic Year 2020-21 (MSc_ BT)


Attainment of Course Outcome

| Semester (Theory/ Practical) | Course Code | Course Title | % of Students Passed in External Exam | Level of Attainment | 60% of Attainment Level in end term exam | % of Students Passed in Internal Exam | Level of Attainment | 40% of Attainment Level in end term exam | Attainment of Course | % CO Attainment |
|------------------------------|-------------|---|---------------------------------------|---------------------|--|---------------------------------------|---------------------|--|----------------------|-----------------|
| 1 | 2 | 3 | 4 | 5 | 6 | 7 | 8 | 9 | 10=6+9 | 11 |
| SEM III | MB-301 | Applied and Environmental Microbiology | 100 | 3 | 1.8 | 100 | 3 | 1.2 | 3 | 100 |
| | MB-302 | Molecular Biology and Bioinformatics | 100 | 3 | 1.8 | 100 | 3 | 1.2 | 3 | 100 |
| | MB-303 | Pharmaceutical Microbiology | 100 | 3 | 1.8 | 100 | 3 | 1.2 | 3 | 100 |
| | MB-304 | Methods in Biostatistics and Bioinformatics | 100 | 3 | 1.8 | 100 | 3 | 1.2 | 3 | 100 |
| | MB-305 | Methods in Applied Microbiology | 100 | 3 | 1.8 | 100 | 3 | 1.2 | 3 | 100 |
| SEM IV | MB-401 | Fermentation Technology | 100 | 3 | 1.8 | 100 | 3 | 1.2 | 3 | 100 |
| | MB-402 | Applied Molecular Biology | 100 | 3 | 1.8 | 100 | 3 | 1.2 | 3 | 100 |
| | MB-403 | Agricultural Microbiology | 100 | 3 | 1.8 | 100 | 3 | 1.2 | 3 | 100 |
| | MB-404 | Methods in Biotechnology | 100 | 3 | 1.8 | 100 | 3 | 1.2 | 3 | 100 |
| | MB-405 | Laboratory course (Project Dissertation) | 100 | 3 | 1.8 | 100 | 3 | 1.2 | 3 | 100 |
| | | | | | 1.80 | | | 1.20 | 3.00 | 100 |

| | |
|---------------|--|
| Level1 | <45% of students scoring more than average marks |
| Level2 | 45-60% of students scoring more than average marks |
| Level3 | >60% of students scoring more than average marks |

| Program Outcome Attainment | | | | | |
|-------------------------------------|---------------------------------------|--|--|-----------------------|----------------|
| Average Attainment by Direct Method | Average Attainment by Indirect Method | 60% of Average Attainment by Direct Method | 40% of Average Attainment by Indirect Method | Average PO Attainment | %PO Attainment |
| 3.00 | 3.00 | 1.80 | 1.20 | 3.00 | 100 |

| Program Outcome Level | Target Attainment |
|-----------------------|-------------------|
| Level1 | 0.5>1.0 |
| Level2 | 1.0>1.5 |
| Level3 | 1.5>2.0 |
| Level4 | 2.0>2.5 |
| Level5 | 2.5>3.0 |


Head,
 Department of Biotechnology
 R.C.Patel Arts & Sci.College
 Shirpur, Dist-Dhule.




Principal
 R. G. Patel Arts, Commerce and
 Science College, Shirpur

Calculation for Program Outcome Attainment for the Academic Year 2021-22 (MSc_ BT)

Attainment of Course Outcome

| Semester (Theory /Practical) | Course Code | Course Title | % of Students Passed in External Exam | Level of Attainment | 60% of Attainment Level in end term exam | % of Students Passed in Internal Exam | Level of Attainment | 40% of Attainment Level in end term exam | Attainment of Course Outcome | % CO Attainment |
|------------------------------|-------------|---|---------------------------------------|---------------------|--|---------------------------------------|---------------------|--|------------------------------|-----------------|
| 1 | 2 | 3 | 4 | 5 | 6 | 7 | 8 | 9 | 10=6+9 | 11 |
| SEM III | MB-301 | Applied and Environmental Microbiology | 100 | 3 | 1.8 | 100 | 3 | 1.2 | 3 | 100 |
| | MB-302 | Molecular Biology and Bioinformatics | 100 | 3 | 1.8 | 100 | 3 | 1.2 | 3 | 100 |
| | MB-303 | Pharmaceutical Microbiology | 100 | 3 | 1.8 | 100 | 3 | 1.2 | 3 | 100 |
| | MB-304 | Methods in Biostatistics and Bioinformatics | 100 | 3 | 1.8 | 100 | 3 | 1.2 | 3 | 100 |
| | MB-305 | Methods in Applied Microbiology | 100 | 3 | 1.8 | 100 | 3 | 1.2 | 3 | 100 |
| SEM IV | MB-401 | Fermentation Technology | 100 | 3 | 1.8 | 100 | 3 | 1.2 | 3 | 100 |
| | MB-402 | Applied Molecular Biology | 100 | 3 | 1.8 | 100 | 3 | 1.2 | 3 | 100 |
| | MB-403 | Agricultural Microbiology | 100 | 3 | 1.8 | 100 | 3 | 1.2 | 3 | 100 |
| | MB-404 | Methods in Biotechnology | 100 | 3 | 1.8 | 100 | 3 | 1.2 | 3 | 100 |
| | MB-405 | Laboratory course (Project Dissertation) | 100 | 3 | 1.8 | 100 | 3 | 1.2 | 3 | 100 |
| | | | | | 1.80 | | | 1.20 | 3.00 | 100 |

| | |
|---------------|--|
| Level1 | <45% of students scoring more than average marks |
| Level2 | 45-60% of students scoring more than average marks |
| Level3 | >60% of students scoring more than average marks |

| Program Outcome Level | Target Attainment |
|-----------------------|-------------------|
| Level1 | 0.5>1.0 |
| Level2 | 1.0>1.5 |
| Level3 | 1.5>2.0 |
| Level4 | 2.0>2.5 |
| Level5 | 2.5>3.0 |

| Program Outcome Attainment | | | | | |
|-------------------------------------|---------------------------------------|--|--|-----------------------|----------------|
| Average Attainment by Direct Method | Average Attainment by Indirect Method | 60% of Average Attainment by Direct Method | 40% of Average Attainment by Indirect Method | Average PO Attainment | %PO Attainment |
| 3.00 | 3.00 | 1.80 | 1.20 | 3.00 | 100 |


Head,
 Department of Biotechnology
 R.C.Patel Arts & Sci.College
 Shirpur, Dist-Dhule.




Principal
 R. C. Patel Arts, Commerce and
 Science College, Shirpur

Calculation for Program Outcome Attainment for the Academic Year 2022-23 (MSc_BT)

Attainment of Course Outcome

| Semester (Theory /Practical) | Course Code | Course Title | % of Students Passed in External Exam | Level of Attainment | 60% of Attainment Level in end term exam | % of Students Passed in Internal Exam | Level of Attainment | 40% of Attainment Level in end term exam | Attainment of Course Outcome | % CO Attainment |
|------------------------------|-------------|---|---------------------------------------|---------------------|--|---------------------------------------|---------------------|--|------------------------------|-----------------|
| 1 | 2 | 3 | 4 | 5 | 6 | 7 | 8 | 9 | 10=6+9 | 11 |
| SEM III | MB-301 | Applied and Environmental Microbiology | 96.87 | 3 | 1.8 | 100 | 3 | 1.2 | 3 | 100 |
| | MB-302 | Molecular Biology and Bioinformatics | 93.75 | 3 | 1.8 | 100 | 3 | 1.2 | 3 | 100 |
| | MB-303 | Pharmaceutical Microbiology | 100 | 3 | 1.8 | 100 | 3 | 1.2 | 3 | 100 |
| | MB-304 | Methods in Biostatistics and Bioinformatics | 100 | 3 | 1.8 | 100 | 3 | 1.2 | 3 | 100 |
| | MB-305 | Methods in Applied Microbiology | 100 | 3 | 1.8 | 100 | 3 | 1.2 | 3 | 100 |
| SEM IV | MB-401 | Fermentation Technology | 96.87 | 3 | 1.8 | 100 | 3 | 1.2 | 3 | 100 |
| | MB-402 | Applied Molecular Biology | 93.75 | 3 | 1.8 | 100 | 3 | 1.2 | 3 | 100 |
| | MB-403 | Agricultural Microbiology | 100 | 3 | 1.8 | 100 | 3 | 1.2 | 3 | 100 |
| | MB-404 | Methods in Biotechnology | 100 | 3 | 1.8 | 100 | 3 | 1.2 | 3 | 100 |
| | MB-405 | Laboratory course (Project Dissertation) | 100 | 3 | 1.8 | 100 | 3 | 1.2 | 3 | 100 |
| | | | | | 1.80 | | | 1.2 | 3.00 | 100 |

| | |
|---------------|--|
| Level1 | <45% of students scoring more than average marks |
| Level2 | 45-60% of students scoring more than average marks |
| Level3 | >60% of students scoring more than average marks |

| Program Outcome Level | Target Attainment |
|-----------------------|-------------------|
| Level1 | 0.5>1.0 |
| Level2 | 1.0>1.5 |
| Level3 | 1.5>2.0 |
| Level4 | 2.0>2.5 |
| Level5 | 2.5>3.0 |

| Program Outcome Attainment | | | | | |
|-------------------------------------|---------------------------------------|--|--|-----------------------|----------------|
| Average Attainment by Direct Method | Average Attainment by Indirect Method | 60% of Average Attainment by Direct Method | 40% of Average Attainment by Indirect Method | Average PO Attainment | %PO Attainment |
| 3.00 | 3.00 | 1.80 | 1.20 | 3.00 | 100 |


Head,
 Department of Biotechnology
 R.C.Patel Arts & Sci.College
 Shirpur,Dist-Dhule.




Principal
 R. C. Patel Arts, Commerce and
 Science College, Shirpur

Calculation for Program Outcome Attainment for the Academic Year 2018-19 (T.Y. B.Sc. Botany)

| Attainment of Course Outcome | | | | | | | | | | |
|------------------------------|-------------|--|---------------------------------------|---------------------|--|---------------------------------------|---------------------|--|------------------------------|-----------------|
| Semester (Theory/ Practical) | Course Code | Course Title | % of Students Passed in External Exam | Level of Attainment | 60% of Attainment Level in end term exam | % of Students Passed in Internal Exam | Level of Attainment | 40% of Attainment Level in end term exam | Attainment of Course Outcome | % CO Attainment |
| 1 | 2 | 3 | 4 | 5 | 6 | 7 | 8 | 9 | 10=6+9 | 11 |
| SEM V | BOT-351 | Cryptogams | 100 | 3 | 1.8 | 100 | 3 | 1.2 | 3 | 100 |
| | BOT-352 | Angiosperm Taxonomy | 100 | 3 | 1.8 | 100 | 3 | 1.2 | 3 | 100 |
| | BOT-353 | Cell and Molecular Biology | 100 | 3 | 1.8 | 100 | 3 | 1.2 | 3 | 100 |
| | BOT-354 | Advanced Plant Physiology | 100 | 3 | 1.8 | 100 | 3 | 1.2 | 3 | 100 |
| | BOT-355 | Plant Ecology and Phytogeography | 100 | 3 | 1.8 | 100 | 3 | 1.2 | 3 | 100 |
| | BOT-356 | Ethnobotany | 100 | 3 | 1.8 | 100 | 3 | 1.2 | 3 | 100 |
| | BOT-357 | Practical paper-I | 100 | 3 | 1.8 | 100 | 3 | 1.2 | 3 | 100 |
| | BOT-358 | Practical paper-II | 100 | 3 | 1.8 | 100 | 3 | 1.2 | 3 | 100 |
| | BOT-359 | Practical paper-III | 100 | 3 | 1.8 | 100 | 3 | 1.2 | 3 | 100 |
| SEM VI | BOT-361 | Gymnosperms & Paleobotany | 100 | 3 | 1.8 | 100 | 3 | 1.2 | 3 | 100 |
| | BOT-362 | Anatomy & Embryology | 100 | 3 | 1.8 | 100 | 3 | 1.2 | 3 | 100 |
| | BOT-363 | Genetics, Plant Breeding and Evolution | 100 | 3 | 1.8 | 100 | 3 | 1.2 | 3 | 100 |
| | BOT-364 | Plant Biochemistry | 100 | 3 | 1.8 | 100 | 3 | 1.2 | 3 | 100 |
| | BOT-365 | Applied Botany | 100 | 3 | 1.8 | 100 | 3 | 1.2 | 3 | 100 |
| | BOT-366 (C) | Horticulture | 100 | 3 | 1.8 | 100 | 3 | 1.2 | 3 | 100 |
| | BOT-367 | Practical paper-I | 100 | 3 | 1.8 | 100 | 3 | 1.2 | 3 | 100 |
| | BOT-368 | Practical paper-II | 100 | 3 | 1.8 | 100 | 3 | 1.2 | 3 | 100 |
| | BOT-369 | Practical paper-III | 100 | 3 | 1.80 | 100 | 3 | 1.20 | 3.00 | 100 |

| | |
|---------------|--|
| Level1 | <45% of students scoring more than average marks |
| Level2 | 45-60% of students scoring more than average marks |
| Level3 | >60% of students scoring more than average marks |

| Program Outcome Level | Target Attainment |
|-----------------------|-------------------|
| Level1 | 0.5>1.0 |
| Level2 | 1.0>1.5 |
| Level3 | 1.5>2.0 |
| Level4 | 2.0>2.5 |
| Level5 | 2.5>3.0 |

| Program Outcome Attainment | | | | | |
|-------------------------------------|---------------------------------------|--|--|-----------------------|----------------|
| Average Attainment by Direct Method | Average Attainment by Indirect Method | 60% of Average Attainment by Direct Method | 40% of Average Attainment by Indirect Method | Average PO Attainment | %PO Attainment |
| 3.00 | 3.00 | 1.80 | 1.20 | 3.00 | 100 |

Whelke
 Department Of Botany
 R.C. Patel Art's, Com. & Sci College
 Shirpur, Dist Dhule 425 406



Deatle
 Principal
 R. C. Patel Arts, Commerce and
 Science College, Shirpur

Calculation for Program Outcome Attainment for the Academic Year 2019-20 (T.Y. B.Sc. Botany)

| Attainment of Course Outcome | | | | | | | | | | |
|------------------------------|-------------|--|---------------------------------------|---------------------|--|---------------------------------------|---------------------|--|------------------------------|-----------------|
| Semester (Theory/ Practical) | Course Code | Course Title | % of Students Passed In External Exam | Level of Attainment | 60% of Attainment Level in end term exam | % of Students Passed In Internal Exam | Level of Attainment | 40% of Attainment Level in end term exam | Attainment of Course Outcome | % CO Attainment |
| 1 | 2 | 3 | 4 | 5 | 6 | 7 | 8 | 9 | 10=6+9 | 11 |
| SEM V | BOT-351 | Cryptogames | 100 | 3 | 1.8 | 100 | 3 | 1.2 | 3 | 100 |
| | BOT-352 | Angiosperm Taxonomy | 100 | 3 | 1.8 | 100 | 3 | 1.2 | 3 | 100 |
| | BOT-353 | Cell and Molecular Biology | 100 | 3 | 1.8 | 100 | 3 | 1.2 | 3 | 100 |
| | BOT-354 | Advanced Plant Physiology | 100 | 3 | 1.8 | 100 | 3 | 1.2 | 3 | 100 |
| | BOT-355 | Plant Ecology and Phytogeography | 100 | 3 | 1.8 | 100 | 3 | 1.2 | 3 | 100 |
| | BOT-356 | Ethnobotany | 94.44 | 3 | 1.8 | 100 | 3 | 1.2 | 3 | 100 |
| | BOT-357 | Practical paper-I | 100 | 3 | 1.8 | 100 | 3 | 1.2 | 3 | 100 |
| | BOT-358 | Practical paper-II | 100 | 3 | 1.8 | 100 | 3 | 1.2 | 3 | 100 |
| | BOT-359 | Practical paper-III | 100 | 3 | 1.8 | 100 | 3 | 1.2 | 3 | 100 |
| SEM VI | BOT-361 | Gymnosperms & Paleobotany | 94.44 | 3 | 1.8 | 100 | 3 | 1.2 | 3 | 100 |
| | BOT-362 | Anatomy & Embryology | 100 | 3 | 1.8 | 100 | 3 | 1.2 | 3 | 100 |
| | BOT-363 | Genetics, Plant Breeding and Evolution | 100 | 3 | 1.8 | 100 | 3 | 1.2 | 3 | 100 |
| | BOT-364 | Plant Biochemistry | 100 | 3 | 1.8 | 100 | 3 | 1.2 | 3 | 100 |
| | BOT-365 | Applied Botany | 100 | 3 | 1.8 | 100 | 3 | 1.2 | 3 | 100 |
| | BOT-366 | Horticulture | 94.44 | 3 | 1.8 | 100 | 3 | 1.2 | 3 | 100 |
| | BOT-367 | Practical paper-I | 100 | 3 | 1.8 | 100 | 3 | 1.2 | 3 | 100 |
| | BOT-368 | Practical paper-II | 100 | 3 | 1.8 | 100 | 3 | 1.2 | 3 | 100 |
| | BOT-369 | Practical paper-III | 100 | 3 | 1.80 | 100 | 3 | 1.20 | 3.00 | 100 |

| | |
|---------------|--|
| Level1 | <45% of students scoring more than average marks |
| Level2 | 45-60% of students scoring more than average marks |
| Level3 | >60% of students scoring more than average marks |

| Program Outcome Attainment | | | | | |
|-------------------------------------|---------------------------------------|--|--|-----------------------|----------------|
| Average Attainment by Direct Method | Average Attainment by Indirect Method | 60% of Average Attainment by Direct Method | 40% of Average Attainment by Indirect Method | Average PO Attainment | %PO Attainment |
| 3.00 | 3.00 | 1.80 | 1.20 | 3.00 | 100 |

| Program Outcome Level | Target Attainment |
|-----------------------|-------------------|
| Level1 | 0.5>1.0 |
| Level2 | 1.0>1.5 |
| Level3 | 1.5>2.0 |
| Level4 | 2.0>2.5 |
| Level5 | 2.5>3.0 |

Whelke
Department Of Botany
R C. Patel Art's, Com. & Sci College
Shirpur, Dist Dhule 425 405



R. Patel
Principal
R. C. Patel Arts, Commerce and Science College, Shirpur

Calculation for Program Outcome Attainment for the Academic Year 2020-21 (T.Y. B.Sc. Botany)

| Attainment of Course Outcome | | | | | | | | | | |
|------------------------------|-------------|---|---------------------------------------|---------------------|--|---------------------------------------|---------------------|--|------------------------------|-----------------|
| Semester (Theory /Practical) | Course Code | Course Title | % of Students Passed in External Exam | Level of Attainment | 60% of Attainment Level in end term exam | % of Students Passed in Internal Exam | Level of Attainment | 40% of Attainment Level in end term exam | Attainment of Course Outcome | % CO Attainment |
| 1 | 2 | 3 | 4 | 5 | 6 | 7 | 8 | 9 | 10=6+9 | 11 |
| SEM V | BOT-501 | Lower Cryptogams | 100 | 3 | 1.8 | 100 | 3 | 1.2 | 3 | 100 |
| | BOT-502 | Morphology and Systematics of Angiosperms | 100 | 3 | 1.8 | 100 | 3 | 1.2 | 3 | 100 |
| | BOT-503 | Cell biology and Genetics | 100 | 3 | 1.8 | 100 | 3 | 1.2 | 3 | 100 |
| | BOT-504 | Plant Physiology and Biochemistry | 100 | 3 | 1.8 | 100 | 3 | 1.2 | 3 | 100 |
| | BOT-505 | Biofertilizers | 100 | 3 | 1.8 | 100 | 3 | 1.2 | 3 | 100 |
| | BOT-506 | Horticulture | 100 | 3 | 1.8 | 100 | 3 | 1.2 | 3 | 100 |
| | BOT-507 | Practical - I | 100 | 3 | 1.8 | 100 | 3 | 1.2 | 3 | 100 |
| | BOT-508 | Practical - II | 100 | 3 | 1.8 | 100 | 3 | 1.2 | 3 | 100 |
| | BOT-509 | Practical - III | 100 | 3 | 1.8 | 100 | 3 | 1.2 | 3 | 100 |
| SEM VI | BOT-601 | Higher Cryptogams | 100 | 3 | 1.8 | 100 | 3 | 1.2 | 3 | 100 |
| | BOT-602 | Gymnosperms & Paleobotany | 100 | 3 | 1.8 | 100 | 3 | 1.2 | 3 | 100 |
| | BOT-603 | Molecular Biology | 100 | 3 | 1.8 | 100 | 3 | 1.2 | 3 | 100 |
| | BOT-604 | Economic Botany | 100 | 3 | 1.8 | 100 | 3 | 1.2 | 3 | 100 |
| | BOT-605 | Floriculture | 100 | 3 | 1.8 | 100 | 3 | 1.2 | 3 | 100 |
| | BOT-606 | Plant Breeding | 100 | 3 | 1.8 | 100 | 3 | 1.2 | 3 | 100 |
| | BOT-607 | Practical - I | 100 | 3 | 1.8 | 100 | 3 | 1.2 | 3 | 100 |
| | BOT-608 | Practical - II | 100 | 3 | 1.8 | 100 | 3 | 1.2 | 3 | 100 |
| | BOT-609 | Practical - III | 100 | 3 | 1.80 | 100 | 3 | 1.20 | 3.00 | 100 |

| | |
|---------------|--|
| Level1 | <45% of students scoring more than average marks |
| Level2 | 45-60% of students scoring more than average marks |
| Level3 | >60% of students scoring more than average marks |

| Program Outcome Level | Target Attainment |
|-----------------------|-------------------|
| Level1 | 0.5>1.0 |
| Level2 | 1.0>1.5 |
| Level3 | 1.5>2.0 |
| Level4 | 2.0>2.5 |
| Level5 | 2.5>3.0 |

| Program Outcome Attainment | | | | | |
|-------------------------------------|---------------------------------------|--|--|-----------------------|----------------|
| Average Attainment by Direct Method | Average Attainment by Indirect Method | 60% of Average Attainment by Direct Method | 40% of Average Attainment by Indirect Method | Average PO Attainment | %PO Attainment |
| 3.00 | 3.00 | 1.80 | 1.20 | 3.00 | 100 |

Wheke
Department Of Botany
 R C Patel Art's, Com. & Sci College
 Shirpur, Dist Dhule 425 406



Beal
Principal
 R. C. Patel Arts, Commerce and
 Science College, Shirpur

| Calculation for Program Outcome Attainment for the Academic Year 2021-22 (T.Y. B.Sc. Botany) | | | | | | | | | | |
|--|-------------|---|---------------------------------------|---------------------|--|---------------------------------------|---------------------|--|------------------------------|-----------------|
| Attainment of Course Outcome | | | | | | | | | | |
| Semester (Theory /Practical) | Course Code | Course Title | % of Students Passed in External Exam | Level of Attainment | 60% of Attainment Level in end term exam | % of Students Passed in Internal Exam | Level of Attainment | 40% of Attainment Level in end term exam | Attainment of Course Outcome | % CO Attainment |
| 1 | 2 | 3 | 4 | 5 | 6 | 7 | 8 | 9 | 10=6+9 | 11 |
| SEM V | BOT-501 | Lower Cryptogams | 100 | 3 | 1.8 | 100 | 3 | 1.2 | 3 | 100 |
| | BOT-502 | Morphology and Systematics of Angiosperms | 100 | 3 | 1.8 | 100 | 3 | 1.2 | 3 | 100 |
| | BOT-503 | Cell biology and Genetics | 100 | 3 | 1.8 | 100 | 3 | 1.2 | 3 | 100 |
| | BOT-504 | Plant Physiology and Biochemistry | 100 | 3 | 1.8 | 100 | 3 | 1.2 | 3 | 100 |
| | BOT-505 | Biofertilizers | 100 | 3 | 1.8 | 100 | 3 | 1.2 | 3 | 100 |
| | BOT-506 | Horticulture | 100 | 3 | 1.8 | 100 | 3 | 1.2 | 3 | 100 |
| | BOT-507 | Practical - I | 75 | 3 | 1.8 | 100 | 3 | 1.2 | 3 | 100 |
| | BOT-508 | Practical - II | 75 | 3 | 1.8 | 100 | 3 | 1.2 | 3 | 100 |
| | BOT-509 | Practical - III | 75 | 3 | 1.8 | 100 | 3 | 1.2 | 3 | 100 |
| SEM VI | BOT-601 | Higher Cryptogams | 50 | 2 | 1.2 | 100 | 3 | 1.2 | 2.4 | 80 |
| | BOT-602 | Gymnosperms & Paleobotany | 50 | 2 | 1.2 | 100 | 3 | 1.2 | 2.4 | 80 |
| | BOT-603 | Molecular Biology | 50 | 2 | 1.2 | 100 | 3 | 1.2 | 2.4 | 80 |
| | BOT-604 | Economic Botany | 75 | 3 | 1.8 | 100 | 3 | 1.2 | 3 | 100 |
| | BOT-605 | Floriculture | 75 | 3 | 1.8 | 100 | 3 | 1.2 | 3 | 100 |
| | BOT-606 | Plant Breeding | 75 | 3 | 1.8 | 10 | 1 | 0.4 | 2.2 | 73.33 |
| | BOT-607 | Practical - I | 75 | 3 | 1.8 | 100 | 3 | 1.2 | 3 | 100 |
| | BOT-608 | Practical - II | 75 | 3 | 1.8 | 100 | 3 | 1.2 | 3 | 100 |
| | BOT-609 | Practical - III | 75 | 3 | 1.69 | 100 | 3 | 1.20 | 2.89 | 96.33 |

| | |
|--------|--|
| Level1 | <45% of students scoring more than average marks |
| Level2 | 45-60% of students scoring more than average marks |
| Level3 | >60% of students scoring more than average marks |

| Program Outcome Level | Target Attainment |
|-----------------------|-------------------|
| Level1 | 0.5>1.0 |
| Level2 | 1.0>1.5 |
| Level3 | 1.5>2.0 |
| Level4 | 2.0>2.5 |
| Level5 | 2.5>3.0 |

| Program Outcome Attainment | | | | | |
|-------------------------------------|---------------------------------------|--|--|-----------------------|----------------|
| Average Attainment by Direct Method | Average Attainment by Indirect Method | 60% of Average Attainment by Direct Method | 40% of Average Attainment by Indirect Method | Average PO Attainment | %PO Attainment |
| 2.89 | 3.00 | 1.69 | 1.20 | 3.00 | 100 |

Wheke
 Head
 Department of Botany
 R.C. Patel Arts, Com. & Sci. College
 Shirpur, Dist. Shivajinagar 424 401



R. C. Patel
 Principal
 R. C. Patel Arts, Commerce and
 Science College, Shirpur

Calculation for Program Outcome Attainment for the Academic Year 2022-23 (T.Y. B.Sc. Botany)

| Attainment of Course Outcome | | | | | | | | | | |
|------------------------------------|----------------|---|---|------------------------|---|---|------------------------|--|------------------------------------|--------------------|
| Semester (Theory/ Practical) | Course Code | Course Title | % of Students Passed in External Exam | Level of Attainment | 60% of Attainment Level in end term exam | % of Students Passed in Internal Exam | Level of Attainment | 40% of Attainment Level in end term exam | Attainment of Course Outcome | % CO Attainment |
| 1 | 2 | 3 | 4 | 5 | 6 | 7 | 8 | 9 | 10=6+9 | 11 |
| SEM V | BOT-501 | Lower Cryptogams | 100 | 3 | 1.8 | 100 | 3 | 1.2 | 3 | 100 |
| | BOT-502 | Morphology and Systematics of Angiosperms | 77.7 | 3 | 1.8 | 100 | 3 | 1.2 | 3 | 100 |
| | BOT-503 | Cell biology and Genetics | 100 | 3 | 1.8 | 100 | 3 | 1.2 | 3 | 100 |
| | BOT-504 | Plant Physiology and Biochemistry | 100 | 3 | 1.8 | 100 | 3 | 1.2 | 3 | 100 |
| | BOT-505 | Biofertilizers | 100 | 3 | 1.8 | 100 | 3 | 1.2 | 3 | 100 |
| | BOT-506 | Horticulture | 100 | 3 | 1.8 | 100 | 3 | 1.2 | 3 | 100 |
| | BOT-507 | Practical - I | 100 | 3 | 1.8 | 100 | 3 | 1.2 | 3 | 100 |
| | BOT-508 | Practical - II | 100 | 3 | 1.8 | 100 | 3 | 1.2 | 3 | 100 |
| | BOT-509 | Practical - III | 100 | 3 | 1.8 | 100 | 3 | 1.2 | 3 | 100 |
| SEM VI | BOT-601 | Higher Cryptogams | 100 | 3 | 1.8 | 100 | 3 | 1.2 | 3 | 100 |
| | BOT-602 | Gymnosperms & Paleobotany | 100 | 3 | 1.8 | 100 | 3 | 1.2 | 3 | 100 |
| | BOT-603 | Molecular Biology | 100 | 3 | 1.8 | 100 | 3 | 1.2 | 3 | 100 |
| | BOT-604 | Economic Botany | 100 | 3 | 1.8 | 100 | 3 | 1.2 | 3 | 100 |
| | BOT-605 | Floriculture | 100 | 3 | 1.8 | 100 | 3 | 1.2 | 3 | 100 |
| | BOT-606 | Plant Breeding | 100 | 3 | 1.8 | 100 | 3 | 1.2 | 3 | 100 |
| | BOT-607 | Practical - I | 100 | 3 | 1.8 | 100 | 3 | 1.2 | 3 | 100 |
| | BOT-608 | Practical - II | 100 | 3 | 1.8 | 100 | 3 | 1.2 | 3 | 100 |
| | BOT-609 | Practical - III | 100 | 3 | 1.80 | 100 | 3 | 1.20 | 3.00 | 100 |

| | |
|---------------|--|
| Level1 | <45% of students scoring more than average marks |
| Level2 | 45-60% of students scoring more than average marks |
| Level3 | >60% of students scoring more than average marks |

| Program Outcome Attainment | | | | | |
|--|--|--|--|-----------------------------|-------------------|
| Average Attainment by Direct Method | Average Attainment by Indirect Method | 60% of Average Attainment by Direct Method | 40% of Average Attainment by Indirect Method | Average PO Attainment | %PO Attainment |
| 3.00 | 3.00 | 1.80 | 1.20 | 3.00 | 100 |

| Program Outcome Level | Target Attainment |
|-----------------------|-------------------|
| Level1 | 0.5>1.0 |
| Level2 | 1.0>1.5 |
| Level3 | 1.5>2.0 |
| Level4 | 2.0>2.5 |
| Level5 | 2.5>3.0 |

Whelke
Department of Botany
 R.C. Patel Art's, Com. & Sci College
 Shirpur, Dist Dhule 425 406



Deatle
 Principal
 R. C. Patel Arts, Commerce and
 Science College, Shirpur

Calculation for Program Outcome Attainment for the Academic Year 2021-22 (M.Sc. Botany)

Attainment of Course Outcome

| Semester (Theory/ Practical) | Course Code | Course Title | % of Students Passed in External Exam | Level of Attainment | 60% of Attainment Level in end term exam | % of Students Passed in Internal Exam | Level of Attainment | 40% of Attainment Level in end term exam | Attainment of Course | % CO Attainment |
|------------------------------|-------------|--|---------------------------------------|---------------------|--|---------------------------------------|---------------------|--|----------------------|-----------------|
| 1 | 2 | 3 | 4 | 5 | 6 | 7 | 8 | 9 | 10=6+9 | 11 |
| SEM-III | BOT-301 | Gymnosperm and Paleobotany | 100 | 3 | 1.8 | 100 | 3 | 1.2 | 3 | 100 |
| | BOT-302 | Plant Biotechnology and Bioinformatics | 100 | 3 | 1.8 | 100 | 3 | 1.2 | 3 | 100 |
| | BOT-303 | Angiosperms Special Paper I | 100 | 3 | 1.8 | 100 | 3 | 1.2 | 3 | 100 |
| | BOT-304 | Practical Paper I | 100 | 3 | 1.8 | 100 | 3 | 1.2 | 3 | 100 |
| | BOT-305 | Practical Paper II | 100 | 3 | 1.8 | 100 | 3 | 1.2 | 3 | 100 |
| | BOT-401 | Developmental Botany | 100 | 3 | 1.8 | 100 | 3 | 1.2 | 3 | 100 |
| SEM-IV | BOT-402 | Angiosperms Taxonomy Special Paper II | 100 | 3 | 1.8 | 100 | 3 | 1.2 | 3 | 100 |
| | BOT-403 | Angiosperms Taxonomy Special Paper III | 100 | 3 | 1.8 | 100 | 3 | 1.2 | 3 | 100 |
| | BOT-404 | Practical Paper I | 100 | 3 | 1.8 | 100 | 3 | 1.2 | 3 | 100 |
| | BOT-405 | Practical Paper II | 100 | 3 | 1.8 | 100 | 3 | 1.2 | 3 | 100 |
| | BOT-406 | Practical Project | 100 | 3 | 1.8 | 100 | 3 | 1.2 | 3 | 100 |
| | | | | | | 1.80 | | | 1.20 | 3.00 |

| | |
|------------------------------|--|
| Level1 | <45% of students scoring more than average marks |
| Level2 | 45-60% of students scoring more than average marks |
| Level3 | >60% of students scoring more than average marks |
| Program Outcome Level | Target Attainment |
| Level1 | 0.5>1.0 |
| Level2 | 1.0>1.5 |
| Level3 | 1.5>2.0 |
| Level4 | 2.0>2.5 |
| Level5 | 2.5>3.0 |

| Program Outcome Attainment | | | | | |
|-------------------------------------|---------------------------------------|--|--|-----------------------|----------------|
| Average Attainment by Direct Method | Average Attainment by Indirect Method | 60% of Average Attainment by Direct Method | 40% of Average Attainment by Indirect Method | Average PO Attainment | %PO Attainment |
| 3.00 | 3.00 | 1.80 | 1.20 | 3.00 | 100 |

Whetke
Department Of Botany
R.C.Patel Art's, Com. & Sci College
 Shirpur, Dist Dhule 425 405



Prateek
Principal
R. C. Patel Arts, Commerce and
Science College, Shirpur

Calculation for Program Outcome Attainment for the Academic Year 2022-23 (M.Sc. Botany)
Attainment of Course Outcome

| Semester (Theory/ Practical) | Course Code | Attainment of Course Outcome | % of Students Passed in External Exam | Level of Attainment | 60% of Attainment Level in end term exam | % of Students Passed in Internal Exam | Level of Attainment | 40% of Attainment Level in end term exam | Attainment of Course Outcome | % CO Attainment |
|------------------------------|-------------|----------------------------------|---------------------------------------|---------------------|--|---------------------------------------|---------------------|--|------------------------------|-----------------|
| 1 | 2 | 3 | 4 | 5 | 6 | 7 | 8 | 9 | 10=6+9 | 11 |
| SEM-III | BOT-301 | Plant Development & Reproduction | 100 | 3 | 1.8 | 100 | 3 | 1.2 | 3 | 100 |
| | BOT-302 | Angiosperms Taxonomy I | 100 | 3 | 1.8 | 100 | 3 | 1.2 | 3 | 100 |
| | BOT-303 | Practical Paper I | 75 | 3 | 1.8 | 100 | 3 | 1.2 | 3 | 100 |
| | BOT-304 | Practical Paper II | 100 | 3 | 1.8 | 100 | 3 | 1.2 | 3 | 100 |
| | BOT-305 | Biostatistics & Bioinformatics | 100 | 3 | 1.8 | 100 | 3 | 1.2 | 3 | 100 |
| | AC 301 (D) | Biodiversity & Conservation | 56 | 2 | 1.2 | 100 | 3 | 1.2 | 2.4 | 80 |
| SEM-IV | BOT-401(C) | Angiosperms Taxonomy II | 88.88 | 3 | 1.8 | 100 | 3 | 1.2 | 3 | 100 |
| | BOT-402(C) | Angiosperms Taxonomy III | 94.44 | 3 | 1.8 | 100 | 3 | 1.2 | 3 | 100 |
| | BOT-403 | Practical Paper | 94.44 | 3 | 1.8 | 100 | 3 | 1.2 | 3 | 100 |
| | BOT-404 | Practical Project | 100 | 3 | 1.8 | 100 | 3 | 1.2 | 3 | 100 |
| | BOT-405 (A) | Plant Ecology & Phytogeography | 100 | 3 | 1.8 | 100 | 3 | 1.2 | 3 | 100 |
| | AC 401 (C) | Banana Fruit Processing | 100 | 3 | 1.8 | 100 | 3 | 1.2 | 3 | 100 |
| | | | | | 1.66 | | | 1.20 | 2.86 | 95.33 |

| | |
|--------|--|
| Level1 | <45% of students scoring more than average marks |
| Level2 | 45-60% of students scoring more than average marks |
| Level3 | >60% of students scoring more than average marks |

| Program Outcome Level | Target Attainment |
|-----------------------|-------------------|
| Level1 | 0.5>1.0 |
| Level2 | 1.0>1.5 |
| Level3 | 1.5>2.0 |
| Level4 | 2.0>2.5 |
| Level5 | 2.5>3.0 |

Where
Need
 Department of Botany
 R.C. Patel Arts, Com. & Sci. College
 Shirpur Dist. Shirpur 424 402



Debate
Principal
 R. C. Patel Arts, Commerce and
 Science College, Shirpur

| Program Outcome Attainment | | | | | |
|-------------------------------------|---------------------------------------|--|--|-----------------------|----------------|
| Average Attainment by Direct Method | Average Attainment by Indirect Method | 60% of Average Attainment by Direct Method | 40% of Average Attainment by Indirect Method | Average PO Attainment | %PO Attainment |
| 2.86 | 3.00 | 1.66 | 1.20 | 3.00 | 95.33 |

Calculation for Program Outcome Attainment for the Academic Year 2018-19 (B.Sc. Chemistry)

| Attainment of Course Outcome | | | | | | | | | | |
|------------------------------|-------------|-------------------------------|---------------------------------------|---------------------|--|---------------------------------------|---------------------|--|------------------------------|----------------|
| Semester (Theory/ Practical) | Course Code | Course Title | % of Students Passed in External Exam | Level of Attainment | 60% of Attainment Level in end term exam | % of Students Passed in Internal Exam | Level of Attainment | 40% of Attainment Level in end term exam | Attainment of Course Outcome | %CO Attainment |
| 1 | 2 | 3 | 4 | 5 | 6 | 7 | 8 | 9 | 10=6+9 | 11 |
| | CH -351 | Physical Chemistry | 80.6 | 5 | 1.8 | 98 | 8 | 1.2 | 3 | 100 |
| | CH -352 | Inorganic Chemistry | 95.65 | 3 | 1.8 | 96 | 3 | 1.2 | 3 | 100 |
| SEM V | CH -353 | Organic Chemistry | 92.1 | 3 | 1.8 | 96 | 3 | 1.2 | 3 | 100 |
| | CH -354 | Analytical Chemistry | 80.5 | 3 | 1.8 | 100 | 3 | 1.2 | 3 | 100 |
| | CH -355 | Industrial Chemistry | 95.3 | 3 | 1.8 | 100 | 3 | 1.2 | 3 | 100 |
| | CH -356 | Green Chemistry | 98.6 | 3 | 1.8 | 100 | 3 | 1.2 | 3 | 100 |
| SEM VI | CH -361 | Physical Chemistry | 82.6 | 1 | 0.6 | 95 | 1 | 0.4 | 1 | 100 |
| | CH -362 | Inorganic Chemistry | 95.65 | 1 | 1.8 | 95 | 1 | 1.2 | 3 | 100 |
| | CH -363 | Organic Chemistry | 92.75 | 3 | 1.8 | 98 | 3 | 1.2 | 3 | 100 |
| | CH -364 | Analytical Chemistry | 82.6 | 3 | 1.8 | 91 | 3 | 1.2 | 3 | 100 |
| | CH -365 | Industrial Chemistry | 94.2 | 3 | 1.8 | 96 | 3 | 1.2 | 3 | 100 |
| | CH -366 | Polymer Chemistry | 98.55 | 3 | 1.8 | 100 | 3 | 1.2 | 3 | 100 |
| | CH -367 | Physical Chemistry Practical | 100 | 3 | 1.8 | 100 | 3 | 1.2 | 3 | 100 |
| | CH -368 | Inorganic Chemistry Practical | 100 | 3 | 1.8 | 100 | 3 | 1.2 | 3 | 100 |
| | CH -369 | Organic Chemistry Practical | 100 | 3 | 1.8 | 100 | 3 | 1.2 | 3 | 100 |
| | | | | | 1.80 | | | 1.20 | 3.00 | 100 |

| Level1 | <45% of students scoring more than average marks |
|-----------------------|--|
| Level2 | 45-60% of students scoring more than average marks |
| Level3 | >60% of students scoring more than average marks |
| Program Outcome Level | Target Attainment |
| Level1 | 0.5>1.0 |
| Level2 | 1.0>1.5 |
| Level3 | 1.5>2.0 |
| Level4 | 2.0>2.5 |
| Level5 | 2.5>3.0 |

| Program Outcome Attainment | | | | | |
|-------------------------------------|---------------------------------------|--|--|-----------------------|-----------------|
| Average Attainment by Direct Method | Average Attainment by Indirect Method | 60% of Average Attainment by Direct Method | 40% of Average Attainment by Indirect Method | Average PO Attainment | % PO Attainment |
| 3.00 | 3.00 | 1.80 | 1.20 | 3.00 | 100 |

Anahachabur
HEAD
 Department of Chemistry
 R.C. Patel Arts, Comm. & Sci. College
 Shirpur, Dist. Dhule 431 005



R. C. Patel
Principal
 R. C. Patel Arts, Commerce and
 Science College, Shirpur

Calculation for Program Outcome Attainment for the Academic Year 2019-20 (B.Sc. Chemistry)

Attainment of Course Outcome

| Semester (Theory /Practical) | Course Code | Course Title | % of Students Passed in External Exam | Level of Attainment | 60% of Attainment Level in end term exam | % of Students Passed in Internal Exam | Level of Attainment | 40% of Attainment Level in end term exam | Attainment of Course Outcome | %CO Attainment |
|------------------------------|-------------|-------------------------------|---------------------------------------|---------------------|--|---------------------------------------|---------------------|--|------------------------------|----------------|
| I | 2 | 3 | 4 | 5 | 6 | 7 | 8 | 9 | 10=6+9 | 11 |
| SEM V | CH -351 | Physical Chemistry | 98.46 | 5 | 6 | 7 | 8 | 9 | 10=6+9 | 100 |
| | CH -352 | Inorganic Chemistry | 98.46 | 3 | 1.8 | 100 | 3 | 1.2 | 3 | 100 |
| | CH -353 | Organic Chemistry | 99.23 | 3 | 1.8 | 100 | 3 | 1.2 | 3 | 100 |
| | CH -354 | Analytical Chemistry | 99.23 | 3 | 1.8 | 100 | 3 | 1.2 | 3 | 100 |
| | CH -355 | Industrial Chemistry | 99.23 | 3 | 1.8 | 100 | 3 | 1.2 | 3 | 100 |
| | CH -356 | Green Chemistry | 99.23 | 3 | 1.8 | 100 | 3 | 1.2 | 3 | 100 |
| SEM VI | CH -361 | Physical Chemistry | 89.47 | 3 | 1.8 | 100 | 3 | 1.2 | 3 | 100 |
| | CH -362 | Inorganic Chemistry | 78.07 | 3 | 1.8 | 100 | 3 | 1.2 | 3 | 100 |
| | CH -363 | Organic Chemistry | 65.79 | 3 | 1.8 | 100 | 3 | 1.2 | 3 | 100 |
| | CH -364 | Analytical Chemistry | 92.1 | 3 | 1.8 | 100 | 3 | 1.2 | 3 | 100 |
| | CH -365 | Industrial Chemistry | 85.08 | 3 | 1.8 | 100 | 3 | 1.2 | 3 | 100 |
| | CH -366 | Polymer Chemistry | 92.98 | 3 | 1.8 | 100 | 3 | 1.2 | 3 | 100 |
| | CH -367 | Physical Chemistry Practical | 99.12 | 3 | 1.8 | 100 | 3 | 1.2 | 3 | 100 |
| | CH -368 | Inorganic Chemistry Practical | 99.12 | 3 | 1.8 | 100 | 3 | 1.2 | 3 | 100 |
| | CH -369 | Organic Chemistry Practical | 99.12 | 3 | 1.8 | 100 | 3 | 1.2 | 3 | 100 |
| | | | | | 1.80 | | | 1.20 | 3.00 | 100 |

| Level1 | <45% of students scoring more than average marks |
|-----------------------|--|
| Level2 | 45-60% of students scoring more than average marks |
| Level3 | >60% of students scoring more than average marks |
| Program Outcome Level | Target Attainment |
| Level1 | 0.5>1.0 |
| Level2 | 1.0>1.5 |
| Level3 | 1.5>2.0 |
| Level4 | 2.0>2.5 |
| Level5 | 2.5>3.0 |

| Program Outcome Attainment | | | | | |
|-------------------------------------|---------------------------------------|--|--|-----------------------|-----------------|
| Average Attainment by Direct Method | Average Attainment by Indirect Method | 60% of Average Attainment by Direct Method | 40% of Average Attainment by Indirect Method | Average PO Attainment | % PO Attainment |
| 3.00 | 3.00 | 1.80 | 1.20 | 3.00 | 100 |

Anahabhai
ABAD
 Department Of Chemistry
 C.C.Patel Arts, Comm. & Sol. College
 Shirpur, Dist. Dhule 425 405



R. C. Patel
Principal
 R. C. Patel Arts, Commerce & Science College, Shirpur

Calculation for Program Outcome Attainment for the Academic Year 2020-21 (H.Sc. Chemistry)

| Attainment of Course Outcome | | | | | | | | | | |
|------------------------------|-------------|-------------------------------|---------------------------------------|---------------------|--|---------------------------------------|---------------------|--|------------------------------|----------------|
| Semester (Theory/ Practical) | Course Code | Course Title | % of Students Passed in External Exam | Level of Attainment | 60% of Attainment Level in end term exam | % of Students Passed in Internal Exam | Level of Attainment | 40% of Attainment Level in end term exam | Attainment of Course Outcome | %CO Attainment |
| 1 | 2 | 3 | 4 | 5 | 6 | 7 | 8 | 9 | 10=6+9 | 11 |
| | CH -501 | Physical Chemistry | 100 | 3 | 1.8 | 98 | 3 | 1.2 | 3 | 100 |
| | CH -502 | Inorganic Chemistry | 100 | 3 | 1.8 | 96 | 3 | 1.2 | 3 | 100 |
| SEM V | CH -503 | Organic Chemistry | 100 | 3 | 1.8 | 96 | 3 | 1.2 | 3 | 100 |
| | CH -504 | Analytical Chemistry | 100 | 3 | 1.8 | 100 | 3 | 1.2 | 3 | 100 |
| | CH -505 | Industrial Chemistry | 100 | 3 | 1.8 | 98 | 3 | 1.2 | 3 | 100 |
| | CH -506 | Green Chemistry | 100 | 3 | 1.8 | 100 | 3 | 1.2 | 3 | 100 |
| SEM VI | CH -601 | Physical Chemistry | 100 | 3 | 1.8 | 97 | 3 | 1.2 | 3 | 100 |
| | CH -602 | Inorganic Chemistry | 100 | 3 | 1.8 | 68 | 3 | 1.2 | 3 | 100 |
| | CH -603 | Organic Chemistry | 100 | 3 | 1.8 | 100 | 3 | 1.2 | 3 | 100 |
| | CH -604 | Analytical Chemistry | 100 | 3 | 1.8 | 100 | 3 | 1.2 | 3 | 100 |
| | CH -605 | Industrial Chemistry | 100 | 3 | 1.8 | 100 | 3 | 1.2 | 3 | 100 |
| | CH -606 | Polymer Chemistry | 100 | 3 | 1.8 | 100 | 3 | 1.2 | 3 | 100 |
| | CH -607 | Physical Chemistry Practical | 100 | 3 | 1.8 | 100 | 3 | 1.2 | 3 | 100 |
| | CH -608 | Inorganic Chemistry Practical | 100 | 3 | 1.8 | 100 | 3 | 1.2 | 3 | 100 |
| | CH -609 | Organic Chemistry Practical | 100 | 3 | 1.8 | 100 | 3 | 1.2 | 3 | 100 |
| | | | | | 1.80 | | | 1.20 | 3.00 | 100 |

| | |
|--------|--|
| Level1 | <45% of students scoring more than average marks |
| Level2 | 45-60% of students scoring more than average marks |
| Level3 | >60% of students scoring more than average marks |

| Program Outcome Level | Target Attainment |
|-----------------------|-------------------|
| Level1 | 0.5>1.0 |
| Level2 | 1.0>1.5 |
| Level3 | 1.5>2.0 |
| Level4 | 2.0>2.5 |
| Level5 | 2.5>3.0 |

| Program Outcome Attainment | | | | | |
|-------------------------------------|---------------------------------------|--|--|-----------------------|-----------------|
| Average Attainment by Direct Method | Average Attainment by Indirect Method | 60% of Average Attainment by Direct Method | 40% of Average Attainment by Indirect Method | Average PO Attainment | % PO Attainment |
| 3.00 | 3.00 | 1.80 | 1.20 | 3.00 | 100 |

Anahabon
BEAU
 Department Of Chemistry
 R.C. Patel Arts, Comm. & Sci. College,
 Shirpur, Dist. Dhule 431 401



R. C. Patel
Principal
 R. C. Patel Arts, Commerce and
 Science College, Shirpur

Calculation for Program Outcome Attainment for the Academic Year 2021-22 (B.Sc. Chemistry)

Attainment of Course Outcome

| Semester (Theory/ Practical) | Course Code | Course Title | % of Students Passed In External Exam | Level of Attainment | 60% of Attainment Level in end term exam | % of Students Passed In Internal Exam | Level of Attainment | 40% of Attainment Level in end term exam | Attainment of Course Outcome | %CO Attainment |
|------------------------------|-------------|-------------------------------|---------------------------------------|---------------------|--|---------------------------------------|---------------------|--|------------------------------|----------------|
| 1 | 2 | 3 | 4 | 5 | 6 | 7 | 8 | 9 | 10=6+9 | 11 |
| | CH -501 | Physical Chemistry | 100 | 3 | 1.8 | 100 | 3 | 1.2 | 3 | 100 |
| | CH -502 | Inorganic Chemistry | 100 | 3 | 1.8 | 100 | 3 | 1.2 | 3 | 100 |
| SEM V | CH -503 | Organic Chemistry | 100 | 3 | 1.8 | 100 | 3 | 1.2 | 3 | 100 |
| | CH -504 | Analytical Chemistry | 100 | 3 | 1.8 | 100 | 3 | 1.2 | 3 | 100 |
| | CH -505 | Industrial Chemistry | 100 | 3 | 1.8 | 100 | 3 | 1.2 | 3 | 100 |
| | CH -506 | Green Chemistry | 100 | 3 | 1.8 | 100 | 3 | 1.2 | 3 | 100 |
| SEM VI | CH -601 | Physical Chemistry | 100 | 3 | 1.8 | 100 | 3 | 1.2 | 3 | 100 |
| | CH -602 | Inorganic Chemistry | 100 | 3 | 1.8 | 100 | 3 | 1.2 | 3 | 100 |
| | CH -603 | Organic Chemistry | 100 | 3 | 1.8 | 100 | 3 | 1.2 | 3 | 100 |
| | CH -604 | Analytical Chemistry | 100 | 3 | 1.8 | 100 | 3 | 1.2 | 3 | 100 |
| | CH -605 | Industrial Chemistry | 100 | 3 | 1.8 | 100 | 3 | 1.2 | 3 | 100 |
| | CH -606 | Polymer Chemistry | 100 | 3 | 1.8 | 100 | 3 | 1.2 | 3 | 100 |
| | CH -607 | Physical Chemistry Practical | 100 | 3 | 1.8 | 100 | 3 | 1.2 | 3 | 100 |
| | CH -608 | Inorganic Chemistry Practical | 100 | 3 | 1.8 | 100 | 3 | 1.2 | 3 | 100 |
| | CH -609 | Organic Chemistry Practical | 100 | 3 | 1.8 | 100 | 3 | 1.2 | 3 | 100 |
| | | | | | 1.80 | | | 1.20 | 3.00 | 100 |

| | |
|--------|--|
| Level1 | <45% of students scoring more than average marks |
| Level2 | 45-60% of students scoring more than average marks |
| Level3 | >60% of students scoring more than average marks |

| Program Outcome Level | Target Attainment |
|-----------------------|-------------------|
| Level1 | 0.5>1.0 |
| Level2 | 1.0>1.5 |
| Level3 | 1.5>2.0 |
| Level4 | 2.0>2.5 |
| Level5 | 2.5>3.0 |

| Program Outcome Attainment | | | | | |
|-------------------------------------|---------------------------------------|--|--|-----------------------|-----------------|
| Average Attainment by Direct Method | Average Attainment by Indirect Method | 60% of Average Attainment by Direct Method | 40% of Average Attainment by Indirect Method | Average PO Attainment | % PO Attainment |
| 3.00 | 3.00 | 1.80 | 1.20 | 3.00 | 100 |

Anahabau
HEAD
 Department Of Chemistry
 R.C. Patel Arts, Comm. & Sci. College,
 Shirpur, Dist. Dhule 425 411



R. C. Patel
Principal
 R. C. Patel Arts, Commerce and
 Science College, Shirpur

Calculation for Program Outcome Attainment for the Academic Year 2022-23 (B.Sc. Chemistry)

Attainment of Course Outcome

| Semester (Theory/Practical) | Course Code | Course Title | % of Students Passed in External Exam | Level of Attainment | 60% of Attainment Level in end term exam | % of Students Passed in Internal Exam | Level of Attainment | 40% of Attainment Level in end term exam | Attainment of Course Outcome | % CO Attainment |
|-----------------------------|-------------|-------------------------------|---------------------------------------|---------------------|--|---------------------------------------|---------------------|--|------------------------------|-----------------|
| 1 | 2 | 3 | 4 | 5 | 6 | 7 | 8 | 9 | 10=6+9 | 11 |
| | CH -501 | Physical Chemistry | 35.78 | 1 | 0.6 | 98 | 3 | 1.2 | 1.8 | 60 |
| | CH -502 | Inorganic Chemistry | 49.47 | 2 | 1.2 | 96 | 3 | 1.2 | 2.4 | 80 |
| SEM V | CH -503 | Organic Chemistry | 25.26 | 1 | 0.6 | 98 | 3 | 1.2 | 1.8 | 60 |
| | CH -504 | Analytical Chemistry | 37.89 | 1 | 0.6 | 100 | 3 | 1.2 | 1.8 | 60 |
| | CH -505 | Industrial Chemistry | 53.68 | 2 | 1.2 | 100 | 3 | 1.2 | 2.4 | 80 |
| | CH -506 | Green Chemistry | 51.57 | 2 | 1.2 | 100 | 3 | 1.2 | 2.4 | 80 |
| SEM VI | CH -601 | Physical Chemistry | 37.5 | 1 | 0.6 | 98 | 3 | 1.2 | 1.8 | 60 |
| | CH -602 | Inorganic Chemistry | 62.5 | 3 | 1.8 | 99 | 3 | 1.2 | 3 | 100 |
| | CH -603 | Organic Chemistry | 64.58 | 3 | 1.8 | 91 | 3 | 1.2 | 3 | 100 |
| | CH -604 | Analytical Chemistry | 73.95 | 3 | 1.8 | 98 | 3 | 1.2 | 3 | 100 |
| | CH -605 | Industrial Chemistry | 73.95 | 3 | 1.8 | 100 | 3 | 1.2 | 3 | 100 |
| | CH -606 | Polymer Chemistry | 70.83 | 3 | 1.8 | 98 | 3 | 1.2 | 3 | 100 |
| | CH -607 | Physical Chemistry Practical | 100 | 3 | 1.8 | 100 | 3 | 1.2 | 3 | 100 |
| | CH -608 | Inorganic Chemistry Practical | 100 | 3 | 1.8 | 100 | 3 | 1.2 | 3 | 100 |
| | CH -609 | Organic Chemistry Practical | 100 | 3 | 1.8 | 100 | 3 | 1.2 | 3 | 100 |
| | | | | | 1.80 | | | 1.20 | 2.56 | 100 |

| | |
|---------------|--|
| Level1 | <45% of students scoring more than average marks |
| Level2 | 45-60% of students scoring more than average marks |
| Level3 | >60% of students scoring more than average marks |

| Program Outcome Attainment | | | | | |
|-------------------------------------|---------------------------------------|--|--|-----------------------|-----------------|
| Average Attainment by Direct Method | Average Attainment by Indirect Method | 60% of Average Attainment by Direct Method | 40% of Average Attainment by Indirect Method | Average PO Attainment | % PO Attainment |
| 2.56 | 3.00 | 1.80 | 1.20 | 3.00 | 100 |

| Program Outcome Level | Target Attainment |
|-----------------------|-------------------|
| Level1 | 0.5>1.0 |
| Level2 | 1.0>1.5 |
| Level3 | 1.5>2.0 |
| Level4 | 2.0>2.5 |
| Level5 | 2.5>3.0 |


HEAD
 Department Of Chemistry
 U.C.Patel Arts, Com. & Sci. College
 Shirpur, Dist. Dindori 425 405




Principal
 R. C. Patel Arts, Commerce and
 Science College, Shirpur

Calculation for Program Outcome Attainment for the Academic Year 2018-19 (M.Sc. Chemistry)

| Attainment of Course Outcome | | | | | | | | | | |
|------------------------------|-------------|--|---------------------------------------|---------------------|--|---------------------------------------|---------------------|--|------------------------------|----------------|
| Semester (Theory/ Practical) | Course Code | Course Title | % of Students Passed in External Exam | Level of Attainment | 60% of Attainment Level in end term exam | % of Students Passed in Internal Exam | Level of Attainment | 40% of Attainment Level in end term exam | Attainment of Course Outcome | %CO Attainment |
| 1 | 2 | 3 | 4 | 5 | 6 | 7 | 8 | 9 | 10=6+9 | 11 |
| | CH-350 | Organic Reaction Mechanism | 90.62 | 3 | 1.8 | 95.6 | 3 | 1.2 | 3 | 100 |
| | CH-351 | Spectroscopic Methods in Structure Determination | 93.75 | 3 | 1.8 | 96.3 | 3 | 1.2 | 3 | 100 |
| SEM III | CH-352 | Organic Stereochemistry | 90.62 | 3 | 1.8 | 94.2 | 3 | 1.2 | 3 | 100 |
| | CH-353 | Free radical, photochemistry, Pericyclic reaction and their applications | 93.75 | 3 | 1.8 | 99.3 | 3 | 1.2 | 3 | 100 |
| SEM IV | CH-450 | Chemistry of Natural Products | 81.81 | 3 | 1.8 | 91.5 | 3 | 1.2 | 3 | 100 |
| | CH-451 | Synthetic Methods in Organic Chemistry | 60.6 | 3 | 1.8 | 89.6 | 3 | 1.2 | 3 | 100 |
| | CH-452 | Heterocyclic chemistry, Chiron approach and medicinal chemistry | 90.9 | 3 | 1.8 | 95.6 | 3 | 1.2 | 3 | 100 |
| | CH -O-2 | Ternary mixture separation | 100 | 3 | 1.8 | 100 | 3 | 1.2 | 3 | 100 |
| | CH -O-3 | Three stage preparations | 100 | 3 | 1.8 | 100 | 3 | 1.2 | 3 | 100 |
| | CH -O-4 | Short Research Project | 100 | 3 | 1.8 | 100 | 3 | 1.2 | 3 | 100 |
| | | | | | 1.80 | | | 1.20 | 3.00 | 100 |

| | |
|---------------|--|
| Level1 | <45% of students scoring more than average marks |
| Level2 | 45-60% of students scoring more than average marks |
| Level3 | >60% of students scoring more than average marks |

| Program Outcome Level | Target Attainment |
|-----------------------|-------------------|
| Level1 | 0.5>1.0 |
| Level2 | 1.0>1.5 |
| Level3 | 1.5>2.0 |
| Level4 | 2.0>2.5 |
| Level5 | 2.5>3.0 |

| Program Outcome Attainment | | | | | |
|-------------------------------------|---------------------------------------|--|--|-----------------------|-----------------|
| Average Attainment by Direct Method | Average Attainment by Indirect Method | 60% of Average Attainment by Direct Method | 40% of Average Attainment by Indirect Method | Average PO Attainment | % PO Attainment |
| 3.00 | 3.00 | 1.80 | 1.20 | 3.00 | 100 |

Anahabon
HEAD
 Department Of Chemistry
 R.C. Patel Arts, Comm. & Sci. College
 Shirour, Dist. Dhule 425 018



R. C. Patel
Principal
 R. C. Patel Arts, Commerce and
 Science College Shirour

Calculation for Program Outcome Attainment for the Academic Year 2019-20 (M.Sc. Chemistry)

Attainment of Course Outcome

| Semester (Theory/ Practical) | Course Code | Course Title | % of Students Passed in External Exam | Level of Attainment | 60% of Attainment Level in end term exam | % of Students Passed in Internal Exam | Level of Attainment | 40% of Attainment Level in end term exam | Attainment of Course Outcome | %CO Attainment |
|------------------------------|-------------|--|---------------------------------------|---------------------|--|---------------------------------------|---------------------|--|------------------------------|----------------|
| 1 | 2 | 3 | 4 | 5 | 6 | 7 | 8 | 9 | 10=6+9 | 11 |
| | CH-350 | Organic Reaction Mechanism | 87.71 | 3 | 1.8 | 89 | 3 | 1.2 | 3 | 100 |
| | CH-351 | Spectroscopic Methods in Structure Determination | 64.28 | 3 | 1.8 | 91 | 3 | 1.2 | 3 | 100 |
| SEM III | CH-352 | Organic Stereochemistry | 57.14 | 2 | 1.2 | 95 | 3 | 1.2 | 2.4 | 80 |
| | CH-353 | Free radical, photochemistry, Pericyclic reaction and their applications | 64.28 | 3 | 1.8 | 96 | 3 | 1.2 | 3 | 100 |
| SEM IV | CH-450 | Chemistry of Natural Products | 100 | 3 | 1.8 | 91 | 3 | 1.2 | 3 | 100 |
| | CH-451 | Synthetic Methods in Organic Chemistry | 100 | 3 | 1.8 | 94 | 3 | 1.2 | 3 | 100 |
| | CH-452 | Heterocyclic chemistry, Chiron approach and medicinal chemistry | 100 | 3 | 1.8 | 96 | 3 | 1.2 | 3 | 100 |
| | CH -O-2 | Ternary mixture separation | 100 | 3 | 1.8 | 100 | 3 | 1.2 | 3 | 100 |
| | CH -O-3 | Three stage preparations | 100 | 3 | 1.8 | 100 | 3 | 1.2 | 3 | 100 |
| | CH -O-4 | Short Research Project | 100 | 3 | 1.8 | 100 | 3 | 1.2 | 3 | 100 |
| | | | | | 1.74 | | | 1.20 | 2.94 | 88 |

| | |
|--------|--|
| Level1 | <45% of students scoring more than average marks |
| Level2 | 45-60% of students scoring more than average marks |
| Level3 | >60% of students scoring more than average marks |

| Program Outcome Level | Target Attainment |
|-----------------------|-------------------|
| Level1 | 0.5>1.0 |
| Level2 | 1.0>1.5 |
| Level3 | 1.5>2.0 |
| Level4 | 2.0>2.5 |
| Level5 | 2.5>3.0 |

| Program Outcome Attainment | | | | | |
|-------------------------------------|---------------------------------------|--|--|-----------------------|-----------------|
| Average Attainment by Direct Method | Average Attainment by Indirect Method | 60% of Average Attainment by Direct Method | 40% of Average Attainment by Indirect Method | Average PO Attainment | % PO Attainment |
| 2.94 | 3.00 | 1.74 | 1.20 | 1.74 | 88 |

Anahabhai
 H.O.
 Department Of Chemistry
 R. C. Patel Arts, Comm. & Sci. College
 Shirpur, Dist. Dhule 425 404



R. C. Patel
 Principal
 R. C. Patel Arts, Commerce and
 Science College, Shirpur

Calculation for Program Outcome Attainment for the Academic Year 2020-21 (M.Sc. Chemistry)

Attainment of Course Outcome

| Semester (Theory/ Practical) | Course Code | Course Title | % of Students Passed in External Exam | Level of Attainment | 60% of Attainment Level in end term exam | % of Students Passed in Internal Exam | Level of Attainment | 40% of Attainment Level in end term exam | Attainment of Course Outcome | %CO Attainment |
|------------------------------|-------------|--|---------------------------------------|---------------------|--|---------------------------------------|---------------------|--|------------------------------|----------------|
| 1 | 2 | 3 | 4 | 5 | 6 | 7 | 8 | 9 | 10=6+9 | 11 |
| | CH-350 | Organic Reaction Mechanism | 100 | 3 | 1.8 | 100 | 3 | 1.2 | 3 | 100 |
| | CH-351 | Spectroscopic Methods in Structure Determination | 100 | 3 | 1.8 | 100 | 3 | 1.2 | 3 | 100 |
| SEM III | CH-352 | Organic Stereochemistry | 100 | 3 | 1.8 | 100 | 3 | 1.2 | 3 | 100 |
| | CH-353 | Free radical, photochemistry, Pericyclic reaction and their applications | 100 | 3 | 1.8 | 100 | 3 | 1.2 | 3 | 100 |
| SEM IV | CH-450 | Chemistry of Natural Products | 100 | 3 | 1.8 | 100 | 3 | 1.2 | 3 | 100 |
| | CH-451 | Synthetic Methods in Organic Chemistry | 100 | 3 | 1.8 | 100 | 3 | 1.2 | 3 | 100 |
| | CH-452 | Heterocyclic chemistry, Chiron approach and medicinal chemistry | 100 | 3 | 1.8 | 100 | 3 | 1.2 | 3 | 100 |
| | CH -O-2 | Ternary mixture separation | 100 | 3 | 1.8 | 100 | 3 | 1.2 | 3 | 100 |
| | CH -O-3 | Three stage preparations | 100 | 3 | 1.8 | 100 | 3 | 1.2 | 3 | 100 |
| | CH -O-4 | Short Research Project | 100 | 3 | 1.8 | 100 | 3 | 1.2 | 3 | 100 |
| | | | | | 1.80 | | | 1.20 | 3.00 | 100 |

| | |
|--------|--|
| Level1 | <45% of students scoring more than average marks |
| Level2 | 45-60% of students scoring more than average marks |
| Level3 | >60% of students scoring more than average marks |

| Program Outcome Level | Target Attainment |
|-----------------------|-------------------|
| Level1 | 0.5>1.0 |
| Level2 | 1.0>1.5 |
| Level3 | 1.5>2.0 |
| Level4 | 2.0>2.5 |
| Level5 | 2.5>3.0 |

| Program Outcome Attainment | | | | | |
|-------------------------------------|---------------------------------------|--|--|-----------------------|-----------------|
| Average Attainment by Direct Method | Average Attainment by Indirect Method | 60% of Average Attainment by Direct Method | 40% of Average Attainment by Indirect Method | Average PO Attainment | % PO Attainment |
| 3.00 | 3.00 | 1.80 | 1.20 | 3.00 | 100 |

Chandrababu
HEAD
 Department Of Chemistry
 R.C. Patel Arts, Comm. & Sci. College
 Shirpur, Dist. Dhule 425 405



R. C. Patel
Principal
 R. C. Patel Arts, Commerce and
 Science College, Shirpur

Calculation for Program Outcome Attainment for the Academic Year 2021-22 (M.Sc. Chemistry)

Attainment of Course Outcome

| Semester (Theory/ Practical) | Course Code | Course Title | % of Students Passed in External Exam | Level of Attainment | 60% of Attainment Level in end term exam | % of Students Passed in Internal Exam | Level of Attainment | 40% of Attainment Level in end term exam | Attainment of Course Outcome | %CO Attainment |
|------------------------------|-------------|--|---------------------------------------|---------------------|--|---------------------------------------|---------------------|--|------------------------------|----------------|
| 1 | 2 | 3 | 4 | 5 | 6 | 7 | 8 | 9 | 10=6+9 | 11 |
| | CH-350 | Organic Reaction Mechanism | 93.02 | 3 | 1.8 | 100 | 3 | 1.2 | 3 | 100 |
| | CH-351 | Spectroscopic Methods in Structure Determination | 100 | 3 | 1.8 | 100 | 3 | 1.2 | 3 | 100 |
| SEM III | CH-352 | Organic Stereo Chemistry | 100 | 3 | 1.8 | 100 | 3 | 1.2 | 3 | 100 |
| | CH-353 | A) Heterocyclic Chemistry | 100 | 3 | 1.8 | 100 | 3 | 1.2 | 3 | 100 |
| SEM IV | CH-450 | Chemistry of Natural Products | 100 | 3 | 1.8 | 100 | 3 | 1.2 | 3 | 100 |
| | CH-451 | Synthetic Methods in Organic Chemistry | 100 | 3 | 1.8 | 96 | 3 | 1.2 | 3 | 100 |
| | CH-452 | (A) Drug Chemistry | 100 | 3 | 1.8 | 99 | 3 | 1.2 | 3 | 100 |
| | CH -O-2 | Organic Chemistry Practical Course-II | 100 | 3 | 1.8 | 100 | 3 | 1.2 | 3 | 100 |
| | CH -O-3 | Organic Chemistry Practical Course-III | 100 | 3 | 1.8 | 100 | 3 | 1.2 | 3 | 100 |
| | CH -O-4 | A Short Research Project | 100 | 3 | 1.8 | 100 | 3 | 1.2 | 3 | 100 |
| | | | | | 1.80 | | | 1.20 | 3.00 | 100 |

| | |
|--------|--|
| Level1 | <45% of students scoring more than average marks |
| Level2 | 45-60% of students scoring more than average marks |
| Level3 | >60% of students scoring more than average marks |

| Program Outcome Level | Target Attainment |
|-----------------------|-------------------|
| Level1 | 0.5>1.0 |
| Level2 | 1.0>1.5 |
| Level3 | 1.5>2.0 |
| Level4 | 2.0>2.5 |
| Level5 | 2.5>3.0 |

| Program Outcome Attainment | | | | | |
|-------------------------------------|---------------------------------------|--|--|-----------------------|-----------------|
| Average Attainment by Direct Method | Average Attainment by Indirect Method | 60% of Average Attainment by Direct Method | 40% of Average Attainment by Indirect Method | Average PO Attainment | % PO Attainment |
| 3.00 | 3.00 | 1.80 | 1.20 | 3.00 | 100 |

Anahabhai
HEAD
 Department Of Chemistry
 R.C. Patel Arts, Comm. & Sci. College
 Shirpur, Dist. Dhule 425 401



R. C. Patel
Principal
 R. C. Patel Arts, Commerce and
 Science College, Shirpur

Calculation for Program Outcome Attainment for the Academic Year 2022-23(M.Sc. Chemistry)

Attainment of Course Outcome

| Semester (Theory /Practical) | Course Code | Course Title | % of Students Passed In External Exam | Level of Attainment | 60% of Attainment Level in end term exam | % of Students Passed In Internal Exam | Level of Attainment | 40% of Attainment Level in end term exam | Attainment of Course Outcome | %CO Attainment |
|------------------------------|-------------|--|---------------------------------------|---------------------|--|---------------------------------------|---------------------|--|------------------------------|----------------|
| 1 | 2 | 3 | 4 | 5 | 6 | 7 | 8 | 9 | 10=6+9 | 11 |
| | CH-350 | Organic Reaction Mechanism | 80.5 | 3 | 1.8 | 89 | 3 | 1.2 | 3 | 100 |
| | CH-351 | Spectroscopic Methods in Structure Determination | 95.5 | 3 | 1.8 | 81 | 3 | 1.2 | 3 | 100 |
| SEM III | CH-352 | Organic Stereo Chemistry | 90.5 | 3 | 1.8 | 85 | 3 | 1.2 | 3 | 100 |
| | CH-353 | A) Heterocyclic Chemistry | 96.3 | 3 | 1.8 | 98.3 | 3 | 1.2 | 3 | 100 |
| SEM IV | CH-450 | Chemistry of Natural Products | 74.47 | 3 | 1.8 | 80.4 | 3 | 1.2 | 3 | 100 |
| | CH-451 | Synthetic Methods in Organic Chemistry | 64.7 | 3 | 1.8 | 86 | 3 | 1.2 | 3 | 100 |
| | CH-452 | (A) Drug Chemistry | 64.11 | 3 | 1.8 | 89 | 3 | 1.2 | 3 | 100 |
| | CH -O-2 | Organic Chemistry Practical Course-II | 100 | 3 | 1.8 | 100 | 3 | 1.2 | 3 | 100 |
| | CH -O-3 | Organic Chemistry Practical Course-III | 100 | 3 | 1.8 | 100 | 3 | 1.2 | 3 | 100 |
| | CH -O-4 | A Short Research Project | 100 | 3 | 1.8 | 100 | 3 | 1.2 | 3 | 100 |
| | | | | | 1.80 | | | 1.20 | 3.00 | 100 |

| | |
|--------|--|
| Level1 | <45% of students scoring more than average marks |
| Level2 | 45-60% of students scoring more than average marks |
| Level3 | >60% of students scoring more than average marks |

| Program Outcome Level | Target Attainment |
|-----------------------|-------------------|
| Level1 | 0.5>1.0 |
| Level2 | 1.0>1.5 |
| Level3 | 1.5>2.0 |
| Level4 | 2.0>2.5 |
| Level5 | 2.5>3.0 |

| Program Outcome Attainment | | | | | |
|-------------------------------------|---------------------------------------|--|--|-----------------------|-----------------|
| Average Attainment by Direct Method | Average Attainment by Indirect Method | 60% of Average Attainment by Direct Method | 40% of Average Attainment by Indirect Method | Average PO Attainment | % PO Attainment |
| 3.00 | 3.00 | 1.80 | 1.20 | 3.00 | 100 |

Anahababou
HEAD
 Department Of Chemistry
 R. C. Patel Arts, Comm. & Sci. College
 Shirdi, Dist. Dhule 428 405



Prateek
Principal
 R. C. Patel Arts, Commerce and
 Science College, Shirdi

Calculation for Program Outcome Attainment for the Academic Year 2018-19 (T.Y.B.Sc. Zoology)

| Attainment of Course Outcome | | | | | | | | | | |
|------------------------------|-------------|----------------------------|---------------------------------------|---------------------|--|---------------------------------------|---------------------|--|------------------------------|----------------|
| Semester (Theory/Practical) | Course Code | Course Title | % of Students Passed in External Exam | Level of Attainment | 60% of Attainment Level in end term exam | % of Students Passed in Internal Exam | Level of Attainment | 40% of Attainment Level in end term exam | Attainment of Course Outcome | %Co Attainment |
| 1 | 2 | 3 | 4 | 5 | 6 | 7 | 8 | 9 | 10=6+9 | 11 |
| SEM V | Zoo-351 | Non-chordates III | 100 | 3 | 1.8 | 100 | 3 | 1.2 | 3 | 100 |
| | Zoo-352 | Cell and Molecular biology | 100 | 3 | 1.8 | 100 | 3 | 1.2 | 3 | 100 |
| | Zoo-353 | Mammalian Histology and | 100 | 3 | 1.8 | 100 | 3 | 1.2 | 3 | 100 |
| | Zoo-354 | Biochemistry | 80 | 3 | 1.8 | 100 | 3 | 1.2 | 3 | 100 |
| | Zoo-355 | Systematics, Evolution and | 100 | 3 | 1.8 | 100 | 3 | 1.2 | 3 | 100 |
| | Zoo-356 | Public health and hygiene | 100 | 3 | 1.8 | 100 | 3 | 1.2 | 3 | 100 |
| | Zoo-357 | Practical | 100 | 3 | 1.8 | 100 | 3 | 1.2 | 3 | 100 |
| | Zoo-358 | Practical | 100 | 3 | 1.8 | 100 | 3 | 1.2 | 3 | 100 |
| | Zoo-359 | Practical | 100 | 3 | 1.8 | 100 | 3 | 1.2 | 3 | 100 |
| SEM VI | Z00-361 | Chordates III | 100 | 3 | 1.8 | 100 | 3 | 1.2 | 3 | 100 |
| | Z00-362 | General embryology | 100 | 3 | 1.8 | 100 | 3 | 1.2 | 3 | 100 |
| | Z00-363 | Mammalian Histology and | 100 | 3 | 1.8 | 100 | 3 | 1.2 | 3 | 100 |
| | Z00-364 | Research Methodology | 100 | 3 | 1.8 | 100 | 3 | 1.2 | 3 | 100 |
| | Z00-365 | Microtechnique | 100 | 3 | 1.8 | 100 | 3 | 1.2 | 3 | 100 |
| | Z00-366 | Applied Zoology | 100 | 3 | 1.8 | 100 | 3 | 1.2 | 3 | 100 |
| | Z00-367 | Practical | 100 | 3 | 1.8 | 100 | 3 | 1.2 | 3 | 100 |
| | Z00-368 | Practical | 100 | 3 | 1.8 | 100 | 3 | 1.2 | 3 | 100 |
| | Z00-369 | Practical | 100 | | 1.80 | 100 | 3 | 1.20 | 3.00 | 100 |

| | |
|---------------|--|
| Level1 | <45% of students scoring more than average marks |
| Level2 | 45-60% of students scoring more than average marks |
| Level3 | >60% of students scoring more than average marks |

| Program Outcome Attainment | | | | | |
|-------------------------------------|---------------------------------------|--|--|-----------------------|----------------|
| Average Attainment by Direct Method | Average Attainment by Indirect Method | 60% of Average Attainment by Direct Method | 40% of Average Attainment by Indirect Method | Average PO Attainment | %PO Attainment |
| 3.00 | 3.00 | 1.80 | 1.20 | 3.00 | 100 |

| Program Outcome Level | Target Attainment |
|-----------------------|-------------------|
| Level1 | 0.5>1.0 |
| Level2 | 1.0>1.5 |
| Level3 | 1.5>2.0 |
| Level4 | 2.0>2.5 |
| Level5 | 2.5>3.0 |


Head
 Department of Zoology
 R. C. Patel Arts, Com. & Sci. College,
 Shirpur, Dist. Dhule




Principal
 R. C. Patel Arts, Commerce and
 Science College, Shirpur


Calculation for Program Outcome Attainment for the Academic Year 2019-20 (T.Y.B.Sc. Zoology)
Attainment of Course Outcome

| Semester (Theory/ Practical) | Course Code | Course Title | % of Students Passed in External Exam | Level of Attainment | 60% of Attainment Level in end term exam | % of Students Passed in Internal Exam | Level of Attainment | 40% of Attainment Level in end term exam | Attainment of Course Outcome | %Co Attainment |
|------------------------------|-------------|--|---------------------------------------|---------------------|--|---------------------------------------|---------------------|--|------------------------------|----------------|
| 1 | 2 | 3 | 4 | 5 | 6 | 7 | 8 | 9 | 10=6+9 | 11 |
| SEM V | Z00-351 | Non-chordates III | 100 | 3 | 1.8 | 100 | 3 | 1.2 | 3 | 100 |
| | Zoo-352 | Cell and Molecular biology | 70 | 3 | 1.8 | 100 | 3 | 1.2 | 3 | 100 |
| | Zoo-353 | Mammalian Histology and Physiology I | 100 | 3 | 1.8 | 100 | 3 | 1.2 | 3 | 100 |
| | Zoo-354 | Biochemistry | 75 | 3 | 1.8 | 80 | 3 | 1.2 | 3 | 100 |
| | Zoo-355 | Systematics, Evolution and Palaeontology | 100 | 3 | 1.8 | 100 | 3 | 1.2 | 3 | 100 |
| | Zoo-356 | Public health and hygiene | 100 | 3 | 1.8 | 100 | 3 | 1.2 | 3 | 100 |
| | Zoo-357 | Practical | 100 | 3 | 1.8 | 100 | 3 | 1.2 | 3 | 100 |
| | Zoo-358 | Practical | 100 | 3 | 1.8 | 100 | 3 | 1.2 | 3 | 100 |
| | Zoo-359 | Practical | 100 | 3 | 1.8 | 100 | 3 | 1.2 | 3 | 100 |
| SEM VI | Z00-361 | Chordates III | 100 | 3 | 1.8 | 100 | 3 | 1.2 | 3 | 100 |
| | Z00-362 | General embryology | 100 | 3 | 1.8 | 93.75 | 3 | 1.2 | 3 | 100 |
| | Z00-363 | Mammalian Histology and physiology | 100 | 3 | 1.8 | 100 | 3 | 1.2 | 3 | 100 |
| | Z00-364 | Research Methodology | 71 | 3 | 1.8 | 100 | 3 | 1.2 | 3 | 100 |
| | Z00-365 | Microtechnique | 100 | 3 | 1.8 | 100 | 3 | 1.2 | 3 | 100 |
| | Z00-366 | Applied Zoology | 80 | 3 | 1.8 | 100 | 3 | 1.2 | 3 | 100 |
| | Z00-367 | Practical | 100 | 3 | 1.8 | 100 | 3 | 1.2 | 3 | 100 |
| | Z00-368 | Practical | 100 | 3 | 1.8 | 100 | 3 | 1.2 | 3 | 100 |
| | Z00-369 | Practical | 100 | 3 | 1.80 | 100 | 3 | 1.20 | 3.00 | 100 |

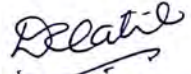
| | |
|---------------|--|
| Level1 | <45% of students scoring more than average marks |
| Level2 | 45-60% of students scoring more than average marks |
| Level3 | >60% of students scoring more than average marks |

| Program Outcome Level | Target Attainment |
|-----------------------|-------------------|
| Level1 | 0.5>1.0 |
| Level2 | 1.0>1.5 |
| Level3 | 1.5>2.0 |
| Level4 | 2.0>2.5 |
| Level5 | 2.5>3.0 |

| Program Outcome Attainment | | | | | |
|-------------------------------------|---------------------------------------|--|--|-----------------------|----------------|
| Average Attainment by Direct Method | Average Attainment by Indirect Method | 60% of Average Attainment by Direct Method | 40% of Average Attainment by Indirect Method | Average PO Attainment | %PO Attainment |
| 3.00 | 3.00 | 1.80 | 1.20 | 3.00 | 100 |


Head
 Department of Zoology
 R. C. Patel Arts, Com. & Sci. College
 Shirpur, Dist. Dhule




Principal
 R. C. Patel Arts, Commerce and
 Science College, Shirpur


Calculation for Program Outcome Attainment for the Academic Year 2020-21 (T.YB.Sc. Zoology)
Attainment of Course Outcome

| Semester (Theory/Practical) | Course Code | Course Title | % of Students Passed in External Exam | Level of Attainment | 60% of Attainment Level in end term exam | % of Students Passed in Internal Exam | Level of Attainment | 40% of Attainment Level in end term exam | Attainment of Course Outcome | %Co Attainment |
|--------------------------------|----------------|----------------------------------|---|------------------------|---|---|------------------------|---|------------------------------------|-------------------|
| 1 | 2 | 3 | 4 | 5 | 6 | 7 | 8 | 9 | 10=6+9 | 11 |
| SEM V | Zoo-501 | Reproductive Endocrinology | 100 | 3 | 1.8 | 100 | 3 | 1.2 | 3 | 100 |
| | Zoo-502 | Cell and Molecular Biology (CMB) | 100 | 3 | 1.8 | 100 | 3 | 1.2 | 3 | 100 |
| | Zoo-503 | Mammalian Histology | 100 | 3 | 1.8 | 100 | 3 | 1.2 | 3 | 100 |
| | Zoo-504 | Animal Biotechnology | 78 | 3 | 1.8 | 100 | 3 | 1.2 | 3 | 100 |
| | Zoo-505 | Public health and hygiene | 80 | 3 | 1.8 | 100 | 3 | 1.2 | 3 | 100 |
| | Zoo-506 | Pest Management | 75 | 3 | 1.8 | 100 | 3 | 1.2 | 3 | 100 |
| | Zoo-507 | Practical | 100 | 3 | 1.8 | 100 | 3 | 1.2 | 3 | 100 |
| | Zoo-508 | Practical | 100 | 3 | 1.8 | 100 | 3 | 1.2 | 3 | 100 |
| | Zoo-509 | Practical | 100 | 3 | 1.8 | 100 | 3 | 1.2 | 3 | 100 |
| SEM VI | Zoo-601 | Study of Leech & Calotes | 100 | 3 | 1.8 | 100 | 3 | 1.2 | 3 | 100 |
| | Zoo-602 | Chick Embryology | 60 | 3 | 1.8 | 100 | 3 | 1.2 | 3 | 100 |
| | Zoo-603 | Applied Zoology | 100 | 3 | 1.8 | 100 | 3 | 1.2 | 3 | 100 |
| | Zoo-604 | Microtechnique | 100 | 3 | 1.8 | 100 | 3 | 1.2 | 3 | 100 |
| | Zoo-605 | Research Methodology | 90 | 3 | 1.8 | 100 | 3 | 1.2 | 3 | 100 |
| | Zoo-606 | Sericulture | 100 | 3 | 1.8 | 100 | 3 | 1.2 | 3 | 100 |
| | Zoo-607 | Practical | 100 | 3 | 1.8 | 100 | 3 | 1.2 | 3 | 100 |
| | Zoo-608 | Practical | 100 | 3 | 1.8 | 100 | 3 | 1.2 | 3 | 100 |
| | Zoo-609 | Practical | 100 | 1.80 | 100 | 1.20 | 3.00 | 100 | | |

| | |
|---------------|--|
| Level1 | <45% of students scoring more than average marks |
| Level2 | 45-60% of students scoring more than average marks |
| Level3 | >60% of students scoring more than average marks |

| Program Outcome Level | Target Attainment |
|-----------------------|-------------------|
| Level1 | 0.5>1.0 |
| Level2 | 1.0>1.5 |
| Level3 | 1.5>2.0 |
| Level4 | 2.0>2.5 |
| Level5 | 2.5>3.0 |

| Program Outcome Attainment | | | | | |
|-------------------------------------|---------------------------------------|--|--|-----------------------|----------------|
| Average Attainment by Direct Method | Average Attainment by Indirect Method | 60% of Average Attainment by Direct Method | 40% of Average Attainment by Indirect Method | Average PO Attainment | %PO Attainment |
| 3.00 | 3.00 | 1.80 | 1.20 | 3.00 | 100 |


Head
 Department of Zoology
 R. C. Patel Arts, Com. & Sci. College
 Shirpur, Dist. Dhule




Principal
 R. C. Patel Arts, Commerce and
 Science College, Shirpur

Calculation for Program Outcome Attainment for the Academic Year 2021-22 (T.YB.Sc. Zoology)
Attainment of Course Outcome

| Semester (Theory/ Practical) | Course Code | Course Title | % of Students Passed in External Exam | Level of Attainment | 60% of Attainment Level in end term exam | % of Students Passed in Internal Exam | Level of Attainment | 40% of Attainment Level in end term exam | Attainment of Course Outcome | %CO Attainment |
|------------------------------|-------------|----------------------------------|---------------------------------------|---------------------|--|---------------------------------------|---------------------|--|------------------------------|----------------|
| 1 | 2 | 3 | 4 | 5 | 6 | 7 | 8 | 9 | 10=6+9 | 11 |
| SEM V | Zoo-501 | Reproductive Endocrinology | 100 | 3 | 1.8 | 100 | 3 | 1.2 | 3 | 100 |
| | Zoo-502 | Cell and Molecular Biology (CMB) | 75 | 3 | 1.8 | 100 | 3 | 1.2 | 3 | 100 |
| | Zoo-503 | Mammalian Histology | 100 | 3 | 1.8 | 100 | 3 | 1.2 | 3 | 100 |
| | Zoo-504 | Animal Biotechnology | 80 | 3 | 1.8 | 100 | 3 | 1.2 | 3 | 100 |
| | Zoo-505 | Public health and hygiene | 100 | 3 | 1.8 | 100 | 3 | 1.2 | 3 | 100 |
| | Zoo-506 | Pest Management | 80 | 3 | 1.8 | 100 | 3 | 1.2 | 3 | 100 |
| | Zoo-507 | Practical | 100 | 3 | 1.8 | 100 | 3 | 1.2 | 3 | 100 |
| | Zoo-508 | Practical | 100 | 3 | 1.8 | 100 | 3 | 1.2 | 3 | 100 |
| | Zoo-509 | Practical | 98 | 3 | 1.8 | 100 | 3 | 1.2 | 3 | 100 |
| SEM VI | Zoo-601 | Study of Leech & Calotes | 100 | 3 | 1.8 | 100 | 3 | 1.2 | 3 | 100 |
| | Zoo-602 | Chick Embryology | 100 | 3 | 1.8 | 100 | 3 | 1.2 | 3 | 100 |
| | Zoo-603 | Applied Zoology | 100 | 3 | 1.8 | 100 | 3 | 1.2 | 3 | 100 |
| | Zoo-604 | Microtechnique | 75 | 3 | 1.8 | 100 | 3 | 1.2 | 3 | 100 |
| | Zoo-605 | Research Methodology | 100 | 3 | 1.8 | 100 | 3 | 1.2 | 3 | 100 |
| | Zoo-606 | Sericulture | 98 | 3 | 1.8 | 100 | 3 | 1.2 | 3 | 100 |
| | Zoo-607 | Practical | 100 | 3 | 1.8 | 100 | 3 | 1.2 | 3 | 100 |
| | Zoo-608 | Practical | 100 | 3 | 1.8 | 100 | 3 | 1.2 | 3 | 100 |
| | Zoo-609 | Practical | 100 | 3 | 1.80 | 100 | 3 | 1.20 | 3.00 | 100 |

| | |
|---------------|--|
| Level1 | <45% of students scoring more than average marks |
| Level2 | 45-60% of students scoring more than average marks |
| Level3 | >60% of students scoring more than average marks |

| Program Outcome Level | Target Attainment |
|-----------------------|-------------------|
| Level1 | 0.5>1.0 |
| Level2 | 1.0>1.5 |
| Level3 | 1.5>2.0 |
| Level4 | 2.0>2.5 |
| Level5 | 2.5>3.0 |

| Program Outcome Attainment | | | | | |
|-------------------------------------|---------------------------------------|--|--|-----------------------|----------------|
| Average Attainment by Direct Method | Average Attainment by Indirect Method | 60% of Average Attainment by Direct Method | 40% of Average Attainment by Indirect Method | Average PO Attainment | %PO Attainment |
| 3.00 | 3.00 | 1.80 | 1.20 | 3.00 | 100 |


Head
 Department of Zoology
 R.C.Patel Arts, Com. & Sci. College,
 Shirpur Dist.




Principal
 R. C. Patel Arts, Commerce and
 Science College, Shirpur

Calculation for Program Outcome Attainment for the Academic Year 2022-23 (T.Y.B.Sc. Zoology)
Attainment of Course Outcome

| Semester (Theory/Practical) | Course Code | Course Title | % of Students Passed in External Exam | Level of Attainment | 60% of Attainment Level in end term exam | % of Students Passed in Internal Exam | Level of Attainment | 40% of Attainment Level in end term exam | Attainment of Course Outcome | %CO Attainment |
|--------------------------------|----------------|----------------------------|---|------------------------|---|---|------------------------|---|------------------------------------|-------------------|
| 1 | 2 | 3 | 4 | 5 | 6 | 7 | 8 | 9 | 10=6+9 | 11 |
| SEM V | Zoo-501 | Reproductive Endocrinology | 83.33 | 3 | 1.8 | 100 | 3 | 1.2 | 3 | 100 |
| | Zoo-502 | Cell and Molecular Biology | 100 | 3 | 1.8 | 100 | 3 | 1.2 | 3 | 100 |
| | Zoo-503 | Mammalian Histology | 100 | 3 | 1.8 | 100 | 3 | 1.2 | 3 | 100 |
| | Zoo-504 | Animal Biotechnology | 83.33 | 3 | 1.8 | 100 | 3 | 1.2 | 3 | 100 |
| | Zoo-505 | Public health and hygiene | 100 | 3 | 1.8 | 100 | 3 | 1.2 | 3 | 100 |
| | Zoo-506 | Pest Management | 100 | 3 | 1.8 | 100 | 3 | 1.2 | 3 | 100 |
| | Zoo-507 | Practical | 100 | 3 | 1.8 | 100 | 3 | 1.2 | 3 | 100 |
| | Zoo-508 | Practical | 100 | 3 | 1.8 | 100 | 3 | 1.2 | 3 | 100 |
| | Zoo-509 | Practical | 100 | 3 | 1.8 | 100 | 3 | 1.2 | 3 | 100 |
| SEM VI | Zoo-601 | Study of Leech & Calotes | 83.33 | 3 | 1.8 | 100 | 3 | 1.2 | 3 | 100 |
| | Zoo-602 | Chick Embryology | 100 | 3 | 1.8 | 100 | 3 | 1.2 | 3 | 100 |
| | Zoo-603 | Applied Zoology | 100 | 3 | 1.8 | 100 | 3 | 1.2 | 3 | 100 |
| | Zoo-604 | Microtechnique | 83.33 | 3 | 1.8 | 100 | 3 | 1.2 | 3 | 100 |
| | Zoo-605 | Research Methodology | 100 | 3 | 1.8 | 100 | 3 | 1.2 | 3 | 100 |
| | Zoo-606 | Sericulture | 100 | 3 | 1.8 | 100 | 3 | 1.2 | 3 | 100 |
| | Zoo-607 | Practical | 100 | 3 | 1.8 | 100 | 3 | 1.2 | 3 | 100 |
| | Zoo-608 | Practical | 100 | 3 | 1.8 | 100 | 3 | 1.2 | 3 | 100 |
| | Zoo-609 | Practical | 100 | 3 | 1.80 | 100 | 3 | 1.20 | 3.00 | 100 |

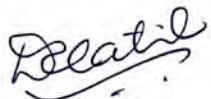
| | |
|---------------|--|
| Level1 | <45% of students scoring more than average marks |
| Level2 | 45-60% of students scoring more than average marks |
| Level3 | >60% of students scoring more than average marks |

| Program Outcome Level | Target Attainment |
|-----------------------|-------------------|
| Level1 | 0.5>1.0 |
| Level2 | 1.0>1.5 |
| Level3 | 1.5>2.0 |
| Level4 | 2.0>2.5 |
| Level5 | 2.5>3.0 |

| Program Outcome Attainment | | | | | |
|-------------------------------------|---------------------------------------|--|--|-----------------------|----------------|
| Average Attainment by Direct Method | Average Attainment by Indirect Method | 60% of Average Attainment by Direct Method | 40% of Average Attainment by Indirect Method | Average PO Attainment | %PO Attainment |
| 3.00 | 3.00 | 1.80 | 1.20 | 3.00 | 100 |


Head
 Department of Zoology
 R. C. Patel Arts, Com. & Sci. College
 Shirpur, Dist. Dhule




Principal
 R. C. Patel Arts, Commerce and
 Science College, Shirpur

Calculation for Program Outcome Attainment for the Academic Year 2021-22 (M.Sc. Zoology)

Attainment of Course Outcome

| Semester (Theory/ Practical) | Course Code | Course Title | % of Students Passed in External | Level of Attainment | 60% of Attainment Level in end term exam | % of Students Passed in Internal | Level of Attainment | 40% of Attainment Level in end term exam | Attainment of Course Outcome | %CO Attainment |
|------------------------------|-------------|--|----------------------------------|---------------------|--|----------------------------------|---------------------|--|------------------------------|----------------|
| 1 | 2 | 3 | 4 | 5 | 6 | 7 | 8 | 9 | 10=6+9 | 11 |
| SEM III | Zoo-301 | C)Entomology I | 100 | 3 | 1.8 | 100 | 3 | 1.2 | 3 | 100 |
| | Zoo-AC 301 | Seminar + Review Writing | 100 | 3 | 1.8 | 100 | 3 | 1.2 | 3 | 100 |
| | Zoo-302 | Enzymology and Immunology | 100 | 3 | 1.8 | 100 | 3 | 1.2 | 3 | 100 |
| | Zoo-303 | Practical I | 100 | 3 | 1.8 | 100 | 3 | 1.2 | 3 | 100 |
| | Zoo-304 | Practical II | 100 | 3 | 1.8 | 100 | 3 | 1.2 | 3 | 100 |
| SEM IV | Zoo-305 | Forensic Zoology | 100 | 3 | 1.8 | 100 | 3 | 1.2 | 3 | 100 |
| | Zoo-401 | Entomology II | 100 | 3 | 1.8 | 100 | 3 | 1.2 | 3 | 100 |
| | Zoo AC-401 | Seminar + Review Writing | 100 | 3 | 1.8 | 100 | 3 | 1.2 | 3 | 100 |
| | Zoo-402 | Molecular Biology | 100 | 3 | 1.8 | 100 | 3 | 1.2 | 3 | 100 |
| | Zoo-403 | | 100 | 3 | 1.8 | 100 | 3 | 1.2 | 3 | 100 |
| | Zoo-404 | Project | 100 | 3 | 1.8 | 100 | 3 | 1.2 | 3 | 100 |
| | Zoo-405 | Writing & presenting scientific research paper | 100 | 3 | 1.8 | 100 | 3 | 1.2 | 3 | 100 |

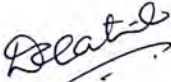
| | |
|--------|--|
| Level1 | <45% of students scoring more than average marks |
| Level2 | 45-60% of students scoring more than average marks |
| Level3 | >60% of students scoring more than average marks |

| Program Outcome Level | Target Attainment |
|-----------------------|-------------------|
| Level1 | 0.5>1.0 |
| Level2 | 1.0>1.5 |
| Level3 | 1.5>2.0 |
| Level4 | 2.0>2.5 |

| Program Outcome Attainment | | | | | |
|-------------------------------------|---------------------------------------|--|--|-----------------------|----------------|
| Average Attainment by Direct Method | Average Attainment by Indirect Method | 60% of Average Attainment by Direct Method | 40% of Average Attainment by Indirect Method | Average PO Attainment | %PO Attainment |
| 3.00 | 3.00 | 1.80 | 1.20 | 3.00 | 100 |


Head
 Department of Zoology
 R. C. Patel Arts, Com. & Sci. College
 Shirpur, Dist. Dhule




Principal
 R. C. Patel Arts, Commerce and
 Science College, Shirpur

Calculation for Program Outcome Attainment for the Academic Year 2022-23 (MSc. Zoology)


Attainment of Course Outcome

| Semester (Theory/ Practical) | Course Code | Course Title | % of Students Passed in External Exam | Level of Attainment | 60% of Attainment Level in end term exam | % of Students Passed in Internal Exam | Level of Attainment | 40% of Attainment Level in end term exam | Attainment of Course Outcome | %CO Attainment |
|------------------------------|--|---------------------------|---------------------------------------|---------------------|--|---------------------------------------|---------------------|--|------------------------------|----------------|
| 1 | 2 | 3 | 4 | 5 | 6 | 7 | 8 | 9 | 10=6+9 | 11 |
| SEM III | Zoo-301 | Entomology I | 100 | 3 | 1.8 | 100 | 3 | 1.2 | 3 | 100 |
| | Zoo-AC301 | Seminar + Review Writing | 100 | 3 | 1.8 | 100 | 3 | 1.2 | 3 | 100 |
| | Zoo-302 | Enzymology and Immunology | 90 | 3 | 1.8 | 100 | 3 | 1.2 | 3 | 100 |
| | Zoo-303 | Practical I | 100 | 3 | 1.8 | 100 | 3 | 1.2 | 3 | 100 |
| | Zoo-304 | Practical II | 100 | 3 | 1.8 | 100 | 3 | 1.2 | 3 | 100 |
| | ZOO-305 | (B) Forensic Zoology | 100 | 3 | 1.8 | 100 | 3 | 1.2 | 3 | 100 |
| | | | | | | | | | | 100 |
| | Zoo-AC-401 | Seminar + Review Writing | 100 | 3 | 1.8 | 100 | 3 | 1.2 | 3 | 100 |
| | Zoo-402 | Molecular Biology | 78.57 | 3 | 1.8 | 100 | 3 | 1.2 | 3 | 100 |
| | Zoo-403 | Practical | 100 | 3 | 1.8 | 100 | 3 | 1.2 | 3 | 100 |
| | Zoo-404 | Project | 100 | 3 | 1.8 | 100 | 3 | 1.2 | 3 | 100 |
| Zoo-405 | Writing & presenting scientific research paper | 71.42 | 3 | 1.8 | 100 | 3 | 1.2 | 3 | 100 | |

| | |
|---------------|--|
| Level1 | <45% of students scoring more than average marks |
| Level2 | 45-60% of students scoring more than average marks |
| Level3 | >60% of students scoring more than average marks |

| Program Outcome Level | Target Attainment |
|-----------------------|-------------------|
| Level1 | 0.5>1.0 |
| Level2 | 1.0>1.5 |
| Level3 | 1.5>2.0 |
| Level4 | 2.0>2.5 |
| Level5 | 2.5>3.0 |

| Program Outcome Attainment | | | | | |
|-------------------------------------|---------------------------------------|--|--|-----------------------|----------------|
| Average Attainment by Direct Method | Average Attainment by Indirect Method | 60% of Average Attainment by Direct Method | 40% of Average Attainment by Indirect Method | Average PO Attainment | %PO Attainment |
| 3.00 | 3.00 | 1.80 | 1.20 | 3.00 | 100 |



Head
 Department of Zoology
 R. C. Patel Arts, Com. & Sci. Colleg
 Shirpur, Dist. Dhule





Principal
 R. C. Patel Arts, Commerce and
 Science College, Shirpur

University Rank 2018-23


**Department of History
Examination Result 2018-19**

| Sr. No. | Name | CGPA | % Marks | University Rank | Photo |
|----------------|-------------------------|-------------|----------------|------------------------|---|
| | Rathod Shubham Ravindra | 9.63 | 81.92 | 1st |  |

**Department of Computer Application
Examination Result 2020-21(BCA)**

| | | | | | |
|----|-----------------------------|----|----|-----|---|
| 1. | Gujar Harshada Chhotu | 10 | -- | 1st |  |
|----|-----------------------------|----|----|-----|---|

**Department of Computer Application
Examination Result 2020-21(BMS E-Commerce)**

| | | | | | |
|----|-------------------------|------|----|-----|--|
| 1. | Agrawal Naresh Manoj | 9.85 | 98 | 1st |  |
|----|-------------------------|------|----|-----|--|

**Department of Biotechnology
Examination Result 2019-20(TY BSc)**

| | | | | | |
|---|------------------------|------|-------|-----|--|
| 1. | Mahajan Sakshi Anil | 9.6 | 89.61 | 1st |  |
| Department of Biotechnology Examination Result 2022-23(TY BSc) | | | | | |
| 1. | Kokarde Yash Sunil | 9.93 | -- | 1st |  |
| Department of Biotechnology Examination Result 2018-19(M. Sc.) | | | | | |

| | | | | | |
|----|--------------------------|-----|-------|-----|---|
| 1. | Borse Chetan Nilkanth | 9.8 | 80.80 | 1st |  |
|----|--------------------------|-----|-------|-----|---|

**Department of Chemistry
Examination Result 2021-22(M.Sc.)**

| | | | | | |
|----|-------------------------|-----|--------|-----|--|
| 1. | Mishra Neha Narendra | 9.4 | 94.07% | 1st |  |
|----|-------------------------|-----|--------|-----|--|


**Department of Chemistry
Examination Result 2022-23(M.Sc.)**

| | | | | | |
|----|----------------------|----|-------|-----|--|
| 1. | Patil Sagar Kantilal | 10 | 89.07 | 1st |  |
|----|----------------------|----|-------|-----|--|

**Department of Computer Science
Examination Result 2018-19(TY BSc)**


| | | | | | |
|----|--------------------|------|--------|-----|---|
| 1. | Patil Rahul Kailas | 5.67 | 88.25% | 1st |  |
|----|--------------------|------|--------|-----|---|

**Department of Computer Science
Examination Result 2019-20 (TY BSc)**

| | | | | | |
|--|------------------------------------|------|--------|-----|---|
| 1. | Sonwane Vaishali Sahebrao | 5.97 | 91.26% | 1st |  |
| Department of Computer Science Examination Result 2021-22(TY BSc) | | | | | |
| 1. | Girase Pranjali Mahendrasing | 9.97 | 93.76% | 1st | |
| Department of Computer Science Examination Result 2018-19(M.Sc.) | | | | | |

| | | | | | |
|----|-----------------------|------|--------|-----|--|
| 1. | Hajare Pooja Baban | 9.91 | 92.63% | 1st |  |
|----|-----------------------|------|--------|-----|--|

**Department of Computer Science
Examination Result 2019-20(MSc)**

| | | | | | |
|----|-------------------------------|------|--------|-----|--|
| 1. | Borase Madhuri Ravindra | 9.75 | 86.67% | 1st |  |
|----|-------------------------------|------|--------|-----|--|

**Department of Computer Science
Examination Result 2022-23(MSc)**

| | | | | | |
|----|-----------------------------------|------|--------|-----|--|
| 1. | Jadhav Jagruti Rajendrasing | 9.91 | 89.29% | 1st |  |
|----|-----------------------------------|------|--------|-----|--|

**Department of Mathematics
Examination Result 2021-22(MSc)**

| | | | | | |
|----|-------------------------|----|----|-----|--|
| 1. | Pawar Yogita Devidas | 10 | 97 | 1st |  |
|----|-------------------------|----|----|-----|--|



Department of Mathematics

Examination Result 2022-23(MSc)

| | | | | | |
|----|------------------------------|-----|--------|-----|---|
| 1. | Khatik Mairajbi Khalil | 9.9 | 89.50% | 1st |  |
|----|------------------------------|-----|--------|-----|---|

**Department of Microbiology
Examination Result 2020-21(TY BSc)**

| | | | | | |
|--|--------------------------|------|-------|-----|---|
| 1. | Patil Janhavi Jagdish | 9.8 | 89.61 | 1st |  |
| Department of Microbiology Examination Result 2022-23(TY BSc) | | | | | |
| 1. | Baviskar Chinmayi Yogesh | 9.90 | 89.23 | 1st |  |
| Department of Microbiology Examination Result 2022-23(MSc) | | | | | |

| | | | | | |
|--|-----------------------------|------|-------|-----|--|
| 1. | Patil Janhavi Jagdish | 9.76 | 89.45 | 1st |  |
| Department of Microbiology Examination Result 2018-19(MSc) | | | | | |
| 1. | Khatik Riza Bano Mohiyoddin | 9.1 | 83.55 | 1st |  |
| Department of Microbiology Examination Result 2019-20 (MSc) | | | | | |

| | | | | | |
|----|------------------|-----|-------|-----|--|
| 1. | Mahatani Mona | 9.3 | 86.75 | 1st |  |
|----|------------------|-----|-------|-----|--|


**Department of Physics
Examination Result 2018-19(MSc)**

| | | | | | |
|----|---------------------------|-------|-------|-----|--|
| 1. | Mankani Mona Mukesh | 10.00 | 96.57 | 1st |  |
|----|---------------------------|-------|-------|-----|--|

**Department of Physics
Examination Result 2020-21(MSc)**

| | | | | | |
|--|--------------------------------------|-------|-------|-----|--|
| 1. | Sonawane Priyanka Bhikaji | 10.00 | 98.65 | 1st |  |
| Department of Physics Examination Result 2021-22(MSc) | | | | | |
| 1. | Sayyed Aarzo Bano Sayyed Zakir | 10.00 | 98.25 | 1st |  |
| Department of Physics Examination Result 2022-23(MSc) | | | | | |

| | | | | | |
|----|------------------------------------|-------|-------|-----|---|
| 1. | Marathe Bhagyashree Sakharam | 10.00 | 93.70 | 1st |  |
|----|------------------------------------|-------|-------|-----|---|



Beati

PRINCIPAL
R. C. Patel Educational Trust's
R. C. Patel Arts, Commerce and Science College
Shirpur, Dist.-Dhule (M.S.) 425405

| Topper Students of R. C. Patel ACS College Shirpur from 2018-19 To 2022-23 | | | | |
|---|-----------------------------|-------------|----------------|---------------------|
| Department of Marathi (UG) | | | | |
| Examination Result 2018-19 | | | | |
| Sr. No. | Name | CGPA | % Marks | College Rank |
| 2. | Badgujar Vidya Bharat | 9.30 | 78.30 | 1 st |
| 3. | Pawara Bhagshri Madan | 8.70 | 74.52 | 2 nd |
| 4. | Pawara Asha Sukharam | 7.60 | 62.40 | 3 rd |
| Department of Marathi (UG) | | | | |
| Examination Result 2019-20 | | | | |
| 1. | Deshmukh Rupali Mangalsing | 8.88 | 75.45 | 1 st |
| 2. | Patle Aakash Rasha | 8.71 | 74.56 | 2 nd |
| 3. | Chaudhari Amol Vijay | 8.67 | 73.89 | 3 rd |
| Department of Marathi (UG) | | | | |
| Examination Result 2020-21 | | | | |
| 1. | Valvi Suman Baliji | 9.34 | 78.60 | 1 st |
| 2. | Pawara Sapana Bansilal | 9.03 | 75.24 | 2 nd |
| 3. | Pawara Yashwant Punamchand | 8.83 | 71.52 | 3 rd |
| Department of Marathi (UG) | | | | |
| Examination Result 2021-22 | | | | |
| 1. | Pawara Mohan Debrya | 8.35 | 78.30 | 1 st |
| 2. | Pawara Jatilal Sanjay | 8.26 | 77.28 | 2 nd |
| 3. | Borase Chetan Gajanan | 8.23 | 77.00 | 3 rd |
| Department of Marathi (UG) | | | | |
| Examination Result 2022-23 | | | | |
| 1. | Mali Kavita Bharat | 9.01 | 77.15 | 1 st |
| 2. | Pawara Gopal Shripad | 8.45 | 73.20 | 2 nd |
| 3. | Johari Shubhangi Mukeshsing | 8.38 | 72.35 | 3 rd |
| Department of Hindi (UG) | | | | |
| Examination Result 2018-19 | | | | |
| 1. | Thorath Sagar Jitendra | 9.05 | 72.23 | 1 st |

| | | | | |
|--|------------------------------|------|-------|-----------------|
| 2. | Pawara Dilwarsing Budha | 8.06 | 70.50 | 2 nd |
| 3. | Pawara Vishal Bhikala | 7.96 | 68.15 | 3 rd |
| Department of Hindi (UG) Examination Result 2019-20 | | | | |
| 1. | Girase Harpalsing Bharatsing | 8.08 | 70.67 | 1 st |
| 2. | Jadhav Jyoti Mamraj | 8.04 | 67.29 | 2 nd |
| 3. | Pawara Dasharath Shiva | 7.96 | 65.54 | 3 rd |
| Department of Hindi (UG) Examination Result 2020-21 | | | | |
| 1. | Jadhav Priyanka Jawansing | 9.42 | 75.20 | 1 st |
| 2. | Sonar Trupti Kashinath | 9.42 | 75.20 | 2 nd |
| 3. | Girase Ritabai Gorakhasing | 9.25 | 75.00 | 3 rd |
| Department of Hindi (UG) Examination Result 2021-22 | | | | |
| 1. | Nayak Shivani Govardhan | 8.96 | 75.56 | 1 st |
| 2. | Patil Rajeshwari Motiram | 8.42 | 74.23 | 2 nd |
| 3. | Shete Radhika Sanjay | 7.97 | 68.12 | 3 rd |
| Department of Hindi (UG) Examination Result 2022-23 | | | | |
| 1. | Koli Kajal Ravindra | 9.01 | 78.14 | 1 st |
| 2. | Savade Jayshree Ekanath | 8.92 | 76.50 | 2 nd |
| 3. | Pawara Yogesh Tikha | 8.25 | 73.22 | 3 rd |
| Department of English (UG) Examination Result 2018-19 | | | | |
| 1. | Tejaswini N. Sonawane- | 8.67 | 72.00 | 1 st |
| 2. | Patil Kamini V. | 8.58 | 71.42 | 2 nd |

| | | | | |
|--|--------------------------|------|-------|-----------------|
| 3. | Patil Shital K. | 8.50 | 70.00 | 3 rd |
| Department of English (UG) Examination Result 2019-20 | | | | |
| 1. | Chaudhari Mayur Santosh | 9.00 | 74.96 | 1 st |
| 2. | Rajput Punam Ajabsing | 8.96 | 76.00 | 2 nd |
| 3. | Pawara Anil Rajaram | 8.96 | 74.21 | 3 rd |
| Department of English (UG) Examination Result 2020-21 | | | | |
| 1. | Dabhade Kavita Ramsing | 9.72 | 87.86 | 1 st |
| 2. | Vasave Anjali Shankar | 9.70 | 87.00 | 2 nd |
| 3. | More Dipak Pandit | 9.48 | 84.53 | 3 rd |
| Department of English (UG) Examination Result 2021-22 | | | | |
| 1. | Koli Nikita Prakash | 9.54 | 83.00 | 1 st |
| 2. | Gaikwad Jyoti Ashok | 9.37 | 80.00 | 2 nd |
| 3. | Pawara Mangalsing Surmal | 9.27 | 79.04 | 3 rd |
| Department of English Examination Result 2022-23 | | | | |
| 1. | Pawara Balaji Sahebrao | 9.83 | 84.00 | 1 st |
| 2. | Jadhav Hemangi Udayji | 9.51 | 83.25 | 2 nd |
| 3. | Gujar Rohan Ramesh | 9.36 | 80.94 | 3 rd |
| Department of History (UG) Examination Result 2018-19 | | | | |
| 1. | Rathod Shubham Ravindra | 9.63 | 81.92 | 1 st |
| 2. | Bhil Mangal Girdhar | 9.46 | 80.21 | 2 nd |

| | | | | |
|--|---------------------------|------|-------|-----------------|
| 3. | Deore Tarun Dilip | 9.17 | 76.25 | 3 rd |
| Department of History (UG) Examination Result 2019-20 | | | | |
| 1. | Pawara Manisha Battarsing | 9.54 | 83.13 | 1 st |
| 2. | Padvi Savitri Bhima | 9.54 | 81.96 | 2 nd |
| 3. | Chavan Harshdeep Sanjay | 9.29 | 81.17 | 3 rd |
| Department of History (UG) Examination Result 2020-21 | | | | |
| 1. | Pawara Ravina Bhaya | 9.51 | 83.25 | 1 st |
| 2. | Banjara Aakash Gajesing | 9.41 | 80.00 | 2 nd |
| 3. | Thakare Rakesh Madhavrao | 9.35 | 79.00 | 3 rd |
| Department of History (UG) Examination Result 2021-22 | | | | |
| 1. | Pawar Gautam Arjun | 9.55 | 81.15 | 1 st |
| 2. | Thorat Komal Kailas | 9.46 | 81.54 | 2 nd |
| 3. | Pawara Nikita Arjun | 9.53 | 81.15 | 3 rd |
| Department of History (UG) Examination Result 2022-23 | | | | |
| 1. | Lidiya Bharat Gopi | 9.32 | 80.03 | 1 st |
| 2. | Pawara Yogesh Motiram | 9.33 | 79.42 | 2 nd |
| 3. | Pawara Rameshwar Gandya | 9.21 | 79.04 | 3 rd |
| Department of Geography (UG) Examination Result 2018-19 | | | | |
| 1. | Walunjakar Ashok Vasant | 8.75 | 72.42 | 1 st |
| 2. | Pawara Ranjita Kabala | 8.22 | 71.23 | 2 nd |

| | | | | |
|---|--------------------------|------|-------|-----------------|
| 3. | Pawara Arjun Farangya | 7.40 | 70.38 | 3 rd |
| Department of Geography (UG) Examination Result 2019-20 | | | | |
| 1. | Momin Sanner Shaik Samad | 8.71 | 74.96 | 1 st |
| 2. | Pawara Rayaka Sakharam | 8.71 | 72.42 | 2 nd |
| 3. | Pawara Nansing Saheja | 7.32 | 70.30 | 3 rd |
| Department of Geography (UG) Examination Result 2020-21 | | | | |
| 1. | More Anjali Gulab | 9.97 | 92.47 | 1 st |
| 2. | Mali Mrudula Narayan | 9.65 | 87.00 | 2 nd |
| 3. | Marathe Navanath Rajdhar | 8.81 | 79.80 | 3 rd |
| Department of Geography (UG) Examination Result 2021-22 | | | | |
| 1. | Koli Pravin Raghunath | 9.19 | 79.25 | 1 st |
| 2. | Vasave Anwar Soma | 9.01 | 75.44 | 2 nd |
| 3. | Baisane Tushar Sanjay | 8.70 | 70.30 | 3 rd |
| Department of Geography (UG) Examination Result 2022-23 | | | | |
| 1. | Pawar Gajanan Motilal | 9.52 | 81.88 | 1 st |
| 2. | Bhil Shubham Vasudev | 9.31 | 80.33 | 2 nd |
| 3. | Teli Muskan Hajikadar | 8.27 | 68.10 | 3 rd |
| Department of Computer Application (UG) Examination Result 2018-19 | | | | |
| 1. | Dhangar Darshana Bhaskar | 6.00 | 88.00 | 1 st |
| 2. | Patil Ashwini Bhatu | 6.00 | 84.57 | 2 nd |

| | | | | |
|---|------------------------------|------|-------|-----------------|
| 3. | Borase Gayatri Dilip | 6.00 | 84.43 | 3 rd |
| Department of Computer Application (UG) Examination Result 2019-20 | | | | |
| 1. | Pawar Damini Sahebrao | 10 | 88.68 | 1 st |
| 2. | Birari Dhananjay Pandarinath | 10 | 86.46 | 2 nd |
| 3. | Patil Durvesh Rajendra | 10 | 83.96 | 3 rd |
| Department of Computer Application (UG) Examination Result 2020-21 | | | | |
| 1. | Gujar Harshada Chhotu | 10 | 92.76 | 1 st |
| 2. | Koli Ashwini Ashok | 10 | 92.00 | 2 nd |
| 3. | Borse Hemant Omkar | 9.81 | 91.00 | 3 rd |
| Department of Computer Application (UG) Examination Result 2021-22 | | | | |
| 1. | Magade Shubham Yuvraj | 9.95 | 94.88 | 1 st |
| 2. | Mali Vishal Ravindra | 9.95 | 90.69 | 2 nd |
| 3. | Patil Shreya Pramod | 9.90 | 93.55 | 3 rd |
| Department of Computer Application (UG) Examination Result 2022-23 | | | | |
| 1. | Bhoi Ganesh Sakharam | 9.83 | 89.10 | 1 st |
| 2. | Gavit Amruta Gangadhar | 9.76 | 88.64 | 2 nd |
| 3. | Mali Nilesh Eknath | 9.69 | 86.93 | 3 rd |
| Department of Computer Management (UG) Examination Result 2018-19 | | | | |
| 1. | Sayyed Uwezali Wajidali | 9.43 | 94.30 | 1 st |
| 2. | Gujarathi Yash Sanjay | 9.20 | 92.00 | 2 nd |
| 3. | Mahajan Pawan Govinda | 8.85 | 88.50 | 3 rd |
| Department of Computer Management (UG) Examination Result 2019-20 | | | | |

| | | | | |
|--|-----------------------------|------|-------|-----------------|
| 1. | Marathe Jayesh Sadashiv | 9.90 | 99.00 | 1 st |
| 2. | Upasani Twinkle Virendra | 9.50 | 95.00 | 2 nd |
| 3. | Sisodiya Abhishek Manoj | 8.90 | 89.00 | 3 rd |
| Department of Computer Management (UG) Examination Result 2020-21 | | | | |
| 1. | Agrawal Naresh Manoj | 9.85 | 98.00 | 1 st |
| 2. | Manyar Aakeef Ashpak | 9.00 | 90.00 | 2 nd |
| 3. | Pawara Yashoda Bahattarsing | 8.80 | 88.00 | 3 rd |
| Department of Computer Management (UG) Examination Result 2021-2022 | | | | |
| 1. | Sonawane Pradip Pundlik | 9.50 | 95.00 | 1 st |
| 2. | Koli Jivan Balwant | 8.85 | 88.00 | 2 nd |
| 3. | Patil Shivaji Nimba | 8.50 | 85.00 | 3 rd |
| Department of Computer Management (UG) Examination Result 2022-23 | | | | |
| 1. | Chaudhari Jayesh Devidas | 9.75 | 97.00 | 1 st |
| 2. | Pawara Anita Suresh | 9.00 | 90.00 | 2 nd |
| 3. | Pawara Bhagyashri Jagan | 8.50 | 85.00 | 3 rd |
| Department of Commerce (UG) Examination Result 2018-19 | | | | |
| 1. | Borse Varsha | 8.9 | 77.62 | 1 st |
| 2. | Osawal Chetan Kumar | 8.5 | 75.95 | 2 nd |
| 3. | Jain Armika | 8.00 | 74.00 | 3 rd |
| Department of Commerce (UG) Examination Result 2019-20 | | | | |

| | | | | |
|---|----------------------------|------|-------|-----------------|
| 1. | Makawana Vishal H. | 9.20 | 78.00 | 1 st |
| 2. | Sawant Harshada | 9.00 | 77.50 | 2 nd |
| 3. | Pawar Sweta | 8.45 | 75.00 | 3 rd |
| Department of Commerce (UG) Examination Result 2020-21 | | | | |
| 1. | Maheshwari Aakansha Mukesh | 9.10 | 76.25 | 1 st |
| 2. | Dorik Harshal Rajendra | 8.20 | 76.00 | 2 nd |
| 3. | Sonawanw Samadhan Dilip | 8.20 | 71.00 | 3 rd |
| Department of Commerce (UG) Examination Result 2021-22 | | | | |
| 1. | Jain Kunal Laxmikant | 9.45 | 79.25 | 1 st |
| 2. | Bhavsar Mansi Yogesh | 9.19 | 78.00 | 2 nd |
| 3. | Jain Payal Hiralal | 9.4 | 73.00 | 3 rd |
| Department of Commerce (UG) Examination Result 2022-23 | | | | |
| 1. | Bhonge Anushka Shirkant | 8.40 | 76.62 | 1 st |
| 2. | Mishra Anuradha Narendra | 8.01 | 74.95 | 2 nd |
| 3. | Jadhav Minal Mahendraasing | 8.00 | 72.04 | 3 rd |
| Department of Commerce (PG) Examination Result 2018-19 | | | | |
| 1. | Patil Urvashi Dipak | 9.10 | 76.25 | 1 st |
| 2. | Sisodiya Harshada B. | 8.20 | 76.00 | 2 nd |
| 3. | Borse Jagruti | 8.20 | 71.00 | 3 rd |
| Department of Commerce (PG) Examination Result 2019-20 | | | | |

| | | | | |
|--|---------------------------|------|-------|-----------------|
| 1. | Osawal Chetan Kumar | 9.20 | 77.62 | 1 st |
| 2. | Borse Varsha | 8.51 | 75.95 | 2 nd |
| 3. | Jain Armika | 8.00 | 74.04 | 3 rd |
| Department of Commerce (PG) Examination Result 2020-21 | | | | |
| 1. | Gujarathi Dakshata . | 8.40 | 76.62 | 1 st |
| 2. | Gujarathi Tejal G. | 8.01 | 74.95 | 2 nd |
| 3. | Girase Rajnandini | 8.00 | 72.04 | 3 rd |
| Department of Commerce (PG) Examination Result 2021-22 | | | | |
| 1. | Makwana Vishalkumar H. | 9.63 | 79.50 | 1 st |
| 2. | Rajput Shubhangi P. | 9.31 | 77.00 | 2 nd |
| 3. | Thorat Neha S. | 9.25 | 76.50 | 3 rd |
| Department of Commerce (PG) Examination Result 2022-23 | | | | |
| 1. | Pawar Nandini Subhash | 9.19 | 55.75 | 1 st |
| 2. | Maheshwari Akansha | 8.01 | 58.31 | 2 nd |
| 3. | Sonawane Samadhan | 8.00 | 51.75 | 3 rd |
| Department of Biotechnology (UG) Examination Result 2018-19 | | | | |
| 1. | Sonawane Yogini Pandit | 8.90 | 79.03 | 1 st |
| 2. | Deshmukh Parth Jitendra | 8.60 | 74.53 | 2 nd |
| 3. | Dhangar Akshay Parashuram | 8.40 | 72.14 | 3 rd |
| Department of Biotechnology (UG) Examination Result 2019-20 | | | | |

| | | | | |
|--|-----------------------------|------|-------|-----------------|
| 1. | Mahajan Sakshi Anil | 9.60 | 89.61 | 1 st |
| 2. | Tare Rishiraj Ashish | 9.60 | 88.11 | 2 nd |
| 3. | Bhadane Raksha Sanjay | 9.40 | 77.89 | 3 rd |
| Department of Biotechnology (UG) Examination Result 2020-21 | | | | |
| 1. | Chopde Vedant Sunil | 9.70 | 89.61 | 1 st |
| 2. | Ishi Neha Sudam | 9.50 | 88.11 | 2 nd |
| 3. | Patel Miral Rajesh | 9.20 | 77.89 | 3 rd |
| Department of Biotechnology (UG) Examination Result 2021-22 | | | | |
| 1. | Keshrwani Jyoti Dayashankar | 9.17 | 81.45 | 1 st |
| 2. | Rajput Karansing Premsing | 9.05 | 80.48 | 2 nd |
| 3. | Thakare Shubhangi Anil | 8.94 | 79.15 | 3 rd |
| Department of Biotechnology (UG) Examination Result 2022-23 | | | | |
| 1. | Kokarde Yash Sunil | 9.93 | 91.34 | 1 st |
| 2. | Patil Sonam Ganesh | 9.77 | 89.21 | 2 nd |
| 3. | Deore Jayesh | 9.17 | 88.31 | 3 rd |
| Department of Biotechnology (PG) Examination Result 2018-19 | | | | |
| 1. | Borse Chetan Nilkanth | 9.80 | 80.80 | 1 st |
| 2. | Patil Karishma Yashwant | 8.60 | 69.40 | 2 nd |
| 3. | Sonar Aditi Rajendra | 8.30 | 66.65 | 3 rd |
| Department of Biotechnology (PG) Examination Result 2019-20 | | | | |
| 1. | Vasave Simran Yogesh | 8.60 | 82.55 | 1 st |

| | | | | |
|--|---------------------------|------|-------|-----------------|
| 2. | Bagad Amruta Dilip | 8.20 | 80.55 | 2 nd |
| 3. | Patil Jyotsna Rajendra | 8.00 | 78.70 | 3 rd |
| Department of Biotechnology (PG) Examination Result 2020-21 | | | | |
| 1. | Sonawane Yogini Pandit | 9.40 | 87.64 | 1 st |
| 2. | Joshi Mansi Rajendra | 9.20 | 86.89 | 2 nd |
| 3. | Pandit Aishwarya Tushar | 9.10 | 85.12 | 3 rd |
| Department of Biotechnology (PG) Examination Result 2021-22 | | | | |
| 1. | Bhairav Unnati Sunil | 9.90 | 87.50 | 1 st |
| 2. | Patil Jay Eknath | 9.85 | 87.35 | 2 nd |
| 3. | Sonawane Nandini Ravindra | 9.80 | 86.90 | 3 rd |
| Department of Biotechnology (PG) Examination Result 2022-23 | | | | |
| 1. | Girase Dipali Ankush | 9.25 | 88.35 | 1 st |
| 2. | Bornare Ketan S. | 9.09 | 86.24 | 2 nd |
| 3. | Pawar Mahesh | 9.00 | 85.23 | 3 rd |
| Department of Botany (UG) Examination Result 2018-19 | | | | |
| 1. | Wagh Hemant Anandrao | 5.13 | 74.11 | 1 st |
| 2. | Pawar Kajal Mukesh | 4.92 | 73.20 | 2 nd |
| 3. | Dhangar Sonali Hilal | 5.11 | 72.95 | 3 rd |
| Department of Botany (UG) Examination Result 2019-20 | | | | |
| 1. | Shewale Prajakta Bhatu | 5.72 | 84.95 | 1 st |

| | | | | |
|--|---------------------------|------|-------|-----------------|
| 2. | Marathe Swapnali Nitendra | 5.84 | 84.58 | 2 nd |
| 3. | Sonawane Dipmala Pundlik | 5.44 | 80.16 | 3 rd |
| Department of Botany (UG) Examination Result 2020-2021 | | | | |
| 1. | Patil Riken Kantilal | 9.87 | 91.60 | 1 st |
| 2. | Patel Yamini Chandrakant | 9.54 | 85.33 | 2 nd |
| 3. | Chavhan Mayur Dhanraj | 9.37 | 82.05 | 3 rd |
| Department of Botany (UG) Examination Result 2021-2022 | | | | |
| 1. | Rajput Pallavi Ambalal | 7.78 | 66.38 | 1 st |
| Department of Botany (UG) Examination Result 2022-2023 | | | | |
| 1. | Girase Darshana | 9.65 | 85.00 | 1 st |
| 2. | Rajput Neha Jitendra | 9.72 | 84.76 | 2 nd |
| 3. | Khairnar Gaurav Vinay | 9.51 | 82.58 | 3 rd |
| Department of Botany (PG) Examination Result 2021-22 Sem-Iv | | | | |
| 1. | Marathe Kalyani Vikas | 10 | 92.35 | 1 st |
| 2. | Nikam Jayshree | 9.90 | 92.25 | 2 nd |
| 3. | Rajput Kalyani Ranjit | 9.90 | 91.20 | 3 rd |
| Department of Botany (PG) Examination Result 2022-23 Sem-Iv | | | | |
| 1. | Solanki Priti Jagan | 9.95 | 89.75 | 1 st |
| 2. | Kadi Madhura Rajendra | 9.95 | 89.04 | 2 nd |
| 3. | Patil Riken Kantilal | 9.80 | 85.65 | 3 rd |
| Department of Chemistry (UG) | | | | |

| Examination Result 2018-19 | | | | |
|--|--------------------------------|------|-------|-----------------|
| 1. | Patil Pravin Shratrughana | 6.00 | 90.97 | 1 st |
| 2. | Jadhv Mayuri Ravindrasing | 5.97 | 84.38 | 2 nd |
| 3. | Borse Prasad Ramkrishna | 5.83 | 82.44 | 3 rd |
| Department of Chemistry (UG) Examination Result 2019-20 | | | | |
| 1. | Kumavat Manoj Mukesh | 8.88 | 88.80 | 1 st |
| 2. | Mishra Neha Narendra | 8.85 | 88.50 | 2 nd |
| 3. | Borse Prasad Ramkrishna | 8.55 | 85.53 | 3 rd |
| Department of Chemistry (UG) Examination Result 2020-21 | | | | |
| 1. | Girase Neha Gajendra | 9.93 | 91.85 | 1 st |
| 2. | Patel Siddhi Rajesh | 9.89 | 90.20 | 2 nd |
| 3. | Patil Harshada Sunil | 9.68 | 88.50 | 3 rd |
| Department of Chemistry (UG) Examination Result 2021-22 | | | | |
| 1. | Chaudhari Sunaina Ramukrishna1 | 10 | 92.36 | 1 st |
| 2. | Rajput Sarika Chandrasing | 10 | 94.10 | 2 nd |
| 3. | Rajput Yogita Ranjatsing | 10 | 93.10 | 3 rd |
| Department of Chemistry (UG) Examination Result 2022-23 | | | | |
| 1. | Harhdip Bhagvan Devore | 9.94 | 90.09 | 1 st |
| 2. | Patil Jay Subhash | 9.85 | 87.97 | 2 nd |
| 3. | Bari Yogita Aant | 9.63 | 85.40 | 3 rd |
| Department of Chemistry (PG) Examination Result 2018-19 | | | | |

| | | | | |
|---|------------------------------|------|--------|-----------------|
| 1. | Pawar Jayashree Kishor | 9.83 | 85.67 | 1 st |
| 2. | Salve Arati Ramchandra | 9.67 | 84.67 | 2 nd |
| 3. | Nagargoje Hanumant Shamrao | 9.67 | 84.17 | 3 rd |
| Department of Chemistry (PG) Examination Result 2019-20 | | | | |
| 1. | Patil Mruganayni Mukesh | 8.43 | 84.30 | 1 st |
| 2. | Bhavsar Kalpesh Narayan | 8.25 | 82.50 | 2 nd |
| 3. | Bhamre Nisha Bhagwan | 7.79 | 77.95 | 3 rd |
| Department Of Chemistry (PG) Examination Result 2020-21 | | | | |
| 1. | Patil Pravin Shatrughan | 9.40 | 89.5 | 1 st |
| 2. | Rajput Mahendrasing Umedsing | 9.10 | 85.40 | 2 nd |
| 3. | Patil Mrunal A. | 8.84 | 81.60 | 3 rd |
| Department of Chemistry (PG) Examination Result 2021-22 | | | | |
| 1. | Neha Narendra Mishra | 9.4 | 94.07 | 1 st |
| 2. | Rushikesh Rajendra Patil | 9.2 | 92.20 | 2 nd |
| 3. | Premkumar Supdu Koli | 9.0 | 90.55 | 3 rd |
| Department of Chemistry (PG) Examination Result 2022-23 | | | | |
| 1. | Patil Sagar Kantilal | 10 | 89.07 | 1 st |
| 2. | Patil Dinesh Sanjay | 9.67 | 87..01 | 2 nd |
| 3. | Gavhal Jayesh Suklal | 9.74 | 85.90 | 3 rd |
| Department of Computer Science (UG) Examination Result 2018-19 | | | | |

| | | | | |
|---|------------------------------|------|-------|-----------------|
| 1. | Patil Rahul Kailas | 5.67 | 88.25 | 1 st |
| 2. | Rajput Pooja Ravindra | 5.34 | 85.00 | 2 nd |
| 3. | Patil Vishal Narhar | 5.10 | 81.23 | 3 rd |
| Department of Computer Science (UG) Examination Result 2019-20 | | | | |
| 1. | Sonwane Vaishali Sahebrao | 5.97 | 91.26 | 1 st |
| 2. | Gudur Kavya | 5.67 | 87.23 | 2 nd |
| 3. | Landage Vaibhav | 5.23 | 85.60 | 3 rd |
| Department of Computer Science (UG) Examination Result 2020-21 | | | | |
| 1. | Jadhav Jagruti Rajendrasing | 9.91 | 91.63 | 1 st |
| 2. | Nikum Shubham Manoj | 9.83 | 89.70 | 2 nd |
| 3. | Saner Ashvini Dyaneshwar | 9.83 | 89.13 | 3 rd |
| Department of Computer Science (UG) Examination Result 2021-22 | | | | |
| 1. | Girase Pranjali Mahendrasing | 9.97 | 93.76 | 1 st |
| 2. | Jadhav Neha Himmatsing | 9.95 | 91.18 | 2 nd |
| 3. | Patil Bhushan Arun | 9.63 | 87.13 | 3 rd |
| Department of Computer Science (UG) Examination Result 2022-23 | | | | |
| 1. | Mahajan Gunjan Chandrakant | 9.95 | 92.82 | 1 st |
| 2. | Koli Nikita Suresh | 9.81 | 83.60 | 2 nd |
| 3. | Nikam Ekata Manohar | 9.27 | 89.13 | 3 rd |
| Department of Computer Science (PG) Examination Result 2018-19 | | | | |
| 1. | Hajare Pooja Baban | 9.91 | 92.63 | 1 st |
| 2. | Sonawane Harshada | 9.83 | 88.70 | 2 nd |
| 3. | Girase Vaishali S. | 9.27 | 84.13 | 3 rd |
| Department of Computer Science (PG) | | | | |

| Examination Result 2019-20 | | | | |
|--|-----------------------------|------|-------|-----------------|
| 1. | Bhorase Madhuri Ravindra | 9.75 | 86.67 | 1 st |
| 2. | Patil Harshada Ashok | 9.71 | 85.96 | 2 nd |
| 3. | Patil Mahima Gulabrao | 9.67 | 85.50 | 3 rd |
| Department of Computer Science (PG) | | | | |
| Examination Result 2020-21 | | | | |
| 1. | Rajput Pooja Ravindra | 9.78 | 93.89 | 1 st |
| 2. | Bhamare Priyanka Daulat | 9.45 | 83.45 | 2 nd |
| 3. | Patil Ruchita Yuvraj | 9.33 | 82.17 | 3 rd |
| Department of Computer Science (PG) | | | | |
| Examination Result 2021-22 | | | | |
| 1. | Patil Rahul Kailas | 9.91 | 91.63 | 1 st |
| 2. | Patil Dhanashri Ravindra | 9.83 | 89.70 | 2 nd |
| 3. | Patil Ruchika Kishor | 9.83 | 89.13 | 3 rd |
| Department of Computer Science (PG) | | | | |
| Examination Result 2022-23 | | | | |
| 1. | Jadhav Jagruti Rajendrasing | 9.91 | 89.29 | 1 st |
| 2. | Thakare Chetana Hiranman | 9.60 | 83.71 | 2 nd |
| 3. | Pawara Lakshmi Ambalal | 9.47 | 81.58 | 3 rd |
| Department of Mathematics (UG) | | | | |
| Examination Result 2018-19 | | | | |
| 1. | Patil Gayatri Bhimrao | 5.90 | 89.65 | 1 st |
| 2. | Rajput Kajal Kevalsing | 5.85 | 86.45 | 2 nd |
| 3. | Salunkhe Pradnya Dhananjay | 5.55 | 82.20 | 3 rd |
| Department of Mathematics (UG) | | | | |
| Examination Result 2019-20 | | | | |
| 1. | Pawar Yogita Devidas | 6.00 | 93.66 | 1 st |
| 2. | Mali Bhumika Devidas | 6.00 | 92.50 | 2 nd |

| | | | | |
|--|-----------------------------|------|-------|-----------------|
| 3. | Pawar Dhanashri Vilas | 5.95 | 88.26 | 3 rd |
| Department of Mathematics (UG) Examination Result 2020-21 | | | | |
| 1. | Patil Snehal Shailesh | 9.96 | 93.13 | 1 st |
| 2. | Girase Apeksha | 9.89 | 91.20 | 2 nd |
| 3. | Mali Divesh | 9.85 | 90.75 | 3 rd |
| Department of Mathematics (UG) Examination Result 2021-22 | | | | |
| 1. | Suryawanshi Pravin Kiran | 9.88 | 90.18 | 1 st |
| 2. | Wasnik Janhavi Dinesh | 9.81 | 89.32 | 2 nd |
| 3. | Wadile Shital Kantilal | 9.82 | 88.85 | 3 rd |
| Department of Mathematics (UG) Examination Result 2022-23 | | | | |
| 1. | Rajput Rakhi Rajendra | 9.9 | 91.45 | 1 st |
| 2. | Patil Shreya Vipin | 9.94 | 91.21 | 2 nd |
| 3. | Sonawane Chetana Nitin | 9.9 | 91.15 | 3 rd |
| Department of Mathematics (PG) Examination Result 2018-19 | | | | |
| 1. | Patil Ashwini Rajendra | A+ | 71.35 | 1 st |
| 2. | Borase Harshali Prabhakar | A | 68.75 | 2 nd |
| 3. | Shikh Iqra Praveen A H | A | 66.00 | 3 rd |
| Department of Mathematics (PG) Examination Result 2019-20 | | | | |
| 1. | Yeshirao Harshada Sanjay | 9.40 | 84.50 | 1 st |
| 2. | Patil Harshada Virendrasing | 9.05 | 79.90 | 2 nd |

| | | | | |
|---|---------------------------|------|-------|-----------------|
| 3. | Dhangar Nikita Uday | 9.30 | 79.20 | 3 rd |
| Department of Mathematics (PG) Examination Result 2020-21 | | | | |
| 1. | Waghmode Dilip T. | 9.60 | 87.62 | 1 st |
| 2. | Sayyad Sana | 9.40 | 85.79 | 2 nd |
| 3. | Patil Prajakta | 9.35 | 85.34 | 3 rd |
| Department of Mathematics (PG) Examination Result 2021-22 | | | | |
| 1. | Pawar Yogita Devidas | 10 | 97.00 | 1 st |
| 2. | Mali Bhumika Devanand | 9.95 | 95.85 | 2 nd |
| 3. | Pawar Dhanashri Vilas | 9.85 | 93.00 | 3 rd |
| Department of Mathematics (PG) Examination Result 2022-23 | | | | |
| 1. | Khatik Mairajbi Khalil | 9.9 | 89.50 | 1 st |
| 2. | Pawar Nikita Narendra | 9.75 | 85.40 | 2 nd |
| 3. | Bhadanne Anjali Bhikan | 9.5 | 82.80 | 3 rd |
| Department of Microbiology (UG) Examination Result 2018-19 | | | | |
| 1. | Ingale Krupa Nitin | 9.3 | 86.69 | 1 st |
| 2. | Ishi Bhagyashri Digambar | 9.0 | 78.84 | 2 nd |
| 3. | Patel Runali Chotubhai | 8.9 | 78.48 | 3 rd |
| Department of Microbiology (UG) Examination Result 2019-20 | | | | |
| 1. | Sonawane Ashwini Rajendra | 9.73 | 87.63 | 1 st |
| 2. | Raheja Leena Mahesh | 9.59 | 86.39 | 2 nd |

| | | | | |
|---|-----------------------------|------|-------|-----------------|
| 3. | Wagh Megha Udesh | 9.26 | 83.34 | 3 rd |
| Department of Microbiology (UG) Examination Result 2020-21 | | | | |
| 1. | Patil Janhavi Jagdish | 9.8 | 89.61 | 1 st |
| 2. | Sonawane Sneha Dilip | 9.7 | 88.11 | 2 nd |
| 3. | Patil Jayashree Gulabrao | 9.2 | 77.89 | 3 rd |
| Department of Microbiology Examination Result 2021-22 | | | | |
| 1. | Jagdale Payal Sunil | 9.8 | 89.53 | 1 st |
| 2. | Jaiswal Ankita Sanjulal | 9.6 | 88.00 | 2 nd |
| 3. | Rajput Vaishnavi Mansing | 9.5 | 85.82 | 3 rd |
| Department of Microbiology (UG) Examination Result 2022-23 | | | | |
| 1. | Baviskar Chinmayi Yogesh | 9.90 | 89.23 | 1 st |
| 2. | Patil Chaitali Pralhad | 9.82 | 87.30 | 2 nd |
| 3. | Patil Hetal Suresh | 9.75 | 86.25 | 3 rd |
| Department of Microbiology (PG) Examination Result 2018-19 | | | | |
| 1. | Khatik Riza Bano Mohiyoddin | 9.1 | 83.55 | 1 st |
| 2. | Kulkarni Monika Keshav | 8.6 | 78.20 | 2 nd |
| 3. | Pawar Shubham Somnath | 8.4 | 76.45 | 3 rd |
| Department of Microbiology (PG) Examination Result 2019-20 | | | | |
| 1. | Kapade Priyanka Rajendra | 9.71 | 83.40 | 1 st |
| 2. | Pachabhai Pratik Sanjay | 9.68 | 83.10 | 2 nd |
| 3. | Gawale Darshana Rohidas | 9.62 | 82.50 | 3 rd |

| Department of Microbiology (PG) Examination Result 2020-21 | | | | |
|---|--------------------------------|------|-------|-----------------|
| 1. | Jadhav Manjusha Sanjay | 9.2 | 85.55 | 1 st |
| 2. | Patil Jagruti Gopal | 8.9 | 84.20 | 2 nd |
| 3. | Patil Nikita Jagdish | 8.6 | 80.45 | 3 rd |
| Department of Microbiology (PG) Examination Result 2021-22 | | | | |
| 1. | Sonawane Ashwini Rajendra | 9.8 | 85.22 | 1 st |
| 2. | Wagh Megha Udesh | 9.65 | 83.60 | 2 nd |
| 3. | Chaudhari Tejas Babulal | 9.50 | 80.80 | 3 rd |
| Department of Microbiology (PG) Examination Result 2022-23 | | | | |
| 1. | Patil Janhavi Jagdish | 9.76 | 89.45 | 1 st |
| 2. | Patil Jayashree Gulabrao | 9.54 | 88.71 | 2 nd |
| 3. | Sonawane Sneha Dilip | 9.23 | 87.21 | 3 rd |
| Department of Physics (UG) Examination Result 2018-19 | | | | |
| 1. | Pawar Namrata Sanjay | 9.40 | 89.80 | 1 st |
| Department of Physics (UG) Examination Result 2019-20 | | | | |
| 1. | Sayyed Aarzo Bano Sayyed Zakir | 9.60 | 93.35 | 1 st |
| 2. | Sonawane Nisha Dhanraj | 9.12 | 91.27 | 2 nd |
| 3. | Bhavsar Sayali Anil | 8.90 | 87.62 | 3 rd |
| Department of Physics (UG) Examination Result 2020-21 | | | | |
| 1. | Chaudhari Neha Rajendra | 9.96 | 94.28 | 1 st |

| | | | | |
|--|------------------------------|-------|-------|-----------------|
| 2. | Borase Umeshwari Bhausaheb | 9.96 | 93.20 | 2 nd |
| 3. | Rajput Karina Chhatrapal | 9.80 | 88.78 | 3 rd |
| Department of Physics (UG) Examination Result 2021-22 | | | | |
| 1. | Tele Asmita Arun | 9.5 | 92.79 | 1 st |
| 2. | Rajput Jyoti Kevalsing | 9.45 | 88.35 | 2 nd |
| 3. | Patil Pratik Atul | 9.45 | 86.61 | 3 rd |
| Department of Physics (UG) Examination Result 2022-23 | | | | |
| 1. | Shaikh Asmakaosar Kalimoddin | 9.96 | 90.86 | 1 st |
| 2. | Teli Mariyam Shaikh Ayyub | 9.92 | 89.83 | 2 nd |
| 3. | Marathe Maheshwari Rajendra | 9.81 | 88.97 | 3 rd |
| Department of Physics (PG) Examination Result 2018-19 | | | | |
| 1. | Mankani Mona Mukesh | 10.00 | 96.57 | 1 st |
| 2. | Kasar Vrushali Bhanudas | 9.80 | 93.21 | 2 nd |
| 3. | Shaikh Nida Raees | 9.46 | 87.43 | 3 rd |
| Department of Physics (PG) Examination Result 2019-20 | | | | |
| 1. | Upadhyay Shweta Rameshwar | 9.50 | 90.83 | 1 st |
| 2. | Patil Milind | 8.80 | 83.51 | 2 nd |
| 3. | Kadam Divyabharati B | 8.60 | 80.5 | 3 rd |
| Department of Physics (PG) Examination Result 2020-21 | | | | |
| 1. | Sonawane Priyanka Bhikaji | 10.00 | 98.65 | 1 st |
| 2. | Sonar Lokesh Dagadu | 10.00 | 96.20 | 2 nd |
| 3. | Pardeshi Bhagyashri Bhagwan | 10.00 | 96.10 | 3 rd |

| Department of Physics (PG) Examination Result 2021-22 | | | | |
|--|---------------------------------|-------|-------|-----------------|
| 1. | Sayyed Aarzoo Bano Sayyed Zakir | 10.00 | 98.25 | 1 st |
| 2. | Bhadane Bhumika Bhika | 10.00 | 95.30 | 2 nd |
| 3. | Bhavsar Sayali Anil | 10.00 | 95.20 | 3 rd |
| Department of Physics (PG) Examination Result 2022-23 | | | | |
| 1. | Marathe Bhagyashree Sakharam | 10.00 | 93.70 | 1 st |
| 2. | Badgujar Manjusha Sunil | 10.00 | 93.05 | 2 nd |
| 3. | Jaware Goral Yogesh | 9.80 | 89.70 | 3 rd |
| Department of Zoology (UG) Examination Result 2018-19 | | | | |
| 1. | Wagh Archana Manohar | 91.53 | 96.00 | 1 st |
| 2. | Khairnar Renuka Rajendra | 86.33 | 93.00 | 2 nd |
| 3. | Mansuri Muskan Mehmud | 78.47 | 91.00 | 3 rd |
| Department of Zoology (UG) Examination Result 2019-20 | | | | |
| 1. | Mahajan Kalyani Arun | 5.84 | 83.00 | 1 st |
| 2. | Wadile Sharlita Sharadchandra | 5.00 | 79.00 | 2 nd |
| 3. | Sonawane Shital Naval | 4.07 | 75.00 | 3 rd |
| Department of Zoology (UG) Examination Result 2020-21 | | | | |
| 1. | Jamadar Nilam Shivaji | 6.68 | 78.80 | 1 st |
| 2. | More Mayuri Bhikanrao | 8.63 | 74.25 | 2 nd |
| 3. | Banjara Kajal Premsing | 8.01 | 70.01 | 3 rd |
| Department of Zoology (UG) Examination Result 2021-22 | | | | |
| 1. | Shaikh Almas Farooque | 9.05 | 87.30 | 1 st |

| | | | | |
|--|------------------------------|------|-------|-----------------|
| 2. | Gavali Darshana Ramesh | 9.01 | 79.59 | 2 nd |
| 3. | Kapure Darshan Santosh | 8.94 | 76.83 | 3 rd |
| Department of Zoology (UG) Examination Result 2022-23 | | | | |
| 1. | Chainani Roshani Ganeshkumar | 9.95 | 85.98 | 1 st |
| 2. | Jagdeo Sonali Ananda | 9.40 | 81.70 | 2 nd |
| 3. | Rajput Nikita Vishwas | 8.92 | 75.68 | 3 rd |
| Department of Zoology (PG) Examination Result 2021-22 | | | | |
| 1. | Mahajan Kalyani Arun | 10 | 94.70 | 1 st |
| 2. | Wadile Sharlita Sharad | 9.90 | 92.10 | 2 nd |
| 3. | Mali Mansi Subhash | 9.85 | 90.00 | 3 rd |
| Department of Zoology (PG) Examination Result 2022-23 | | | | |
| 1. | Gavit Dipali Vasant | 9.80 | 82.30 | 1 st |
| 2. | Jamadar Nilam Shivaji | 9.45 | 81.50 | 2 nd |
| 3. | Vasave Yahoshva Subhash | 9.30 | 81.10 | 3 rd |



Deatil

PRINCIPAL
R. C. Patel Educational Trust's
R. C. Patel Arts, Commerce and Science College
Shirpur, Dist.-Dhule (M.S.) 425405