

R. C. Patel Arts, Commerce and Science College
Shirpur Dist. Dhule 425405 (MS), India



Feedback Analysis Report
2020 – 2021



R. C. Patel Arts, Commerce and Science College, Shirpur

Feedback Report 2020-21

R. C. Patel senior college encourages its stakeholders to provide the institute with thoughtful and constructive feedback. The students' feedback is collected once a year in online mode (using google form) from the previous year. Last year, the overall responses on all the given parameters showed a moderate to elevated level of satisfaction on the part of the students. The students are recommended to provide their feedback judiciously.

Constructive feedback is very vital for an educational institution to grow and serve its students. It helps to improve the teaching-learning environment in the college. It offers an insight about the working of the college to the stakeholders. Following this principle, R. C. Patel senior college collects feedback from its stakeholders (viz. Students, Teachers, Alumni, Parents and Employers. The feedback responses are then analyzed by the committee. Thereafter, an inclusive report is prepared and is communicated to those concerned for necessary action for betterment of the college. Subsequently, the report is uploaded on the college website.

Feedback Process for the Academic Session 2020-21				
Sr. No	Stakeholders	Objective	Nos. of Respondents	Feedback Month
1	Student	To evaluate teaching quality and curriculum, functioning of various units and physical facilities of the institution	1823	Jan/Feb
2	Parents	<ul style="list-style-type: none"> • To give parents the opportunity to comment on the quality of their ward's learning experience. • To know the view of parents about the facilities provides by institute. 	404	Jan/Feb
3	Teachers	<ul style="list-style-type: none"> • To evaluate the quality of curriculum and infrastructural support system that will aid in teaching- learning process. • To evaluate the administrative support for the staff 	79	Jan/Feb
4	Alumni	<ul style="list-style-type: none"> • To evaluate the quality of curriculum is suitable for jobs. • To Evaluate the infrastructure facilities. 	83	Jan/Feb
5	Employer	<ul style="list-style-type: none"> • To evaluate the quality of curriculum as per the need of industry. • To evaluate how they feel about students, staff and administrative support. 	17	Jan/Feb

The feedback enables every student to express their opinion on all aspects of the college. The feedback was collected from students at the college. The questionnaire consists of 02 sections forming 30 questions. The major sections are: -

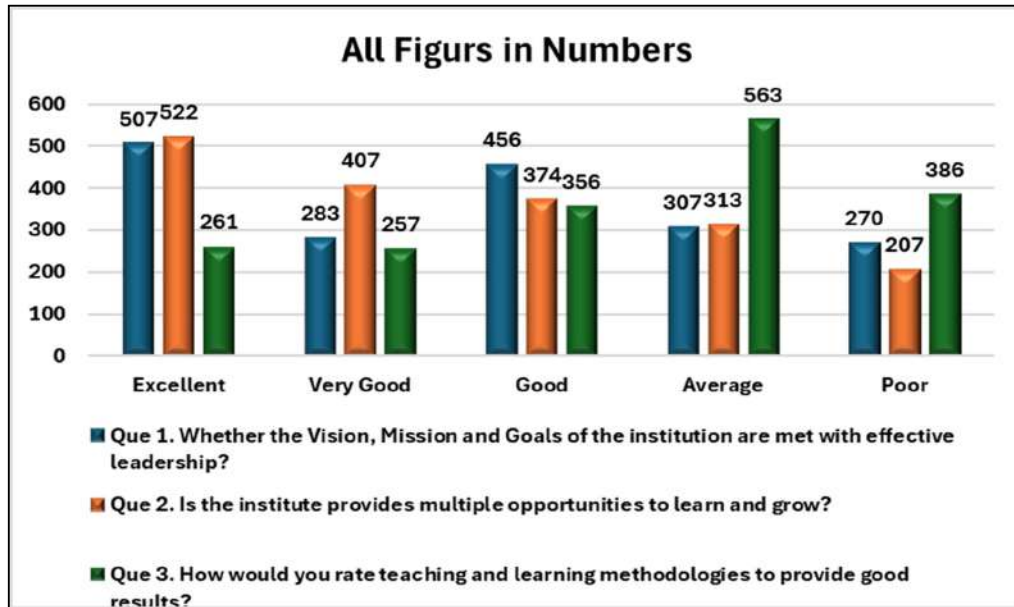
- College
- Office
- Library
- Computer Laboratory
- Department and its Teachers
- Academic performance.

The activities of the institution in the above six sections are being analyzed to create a quality profile for the year in relation to institutional vision and goals.

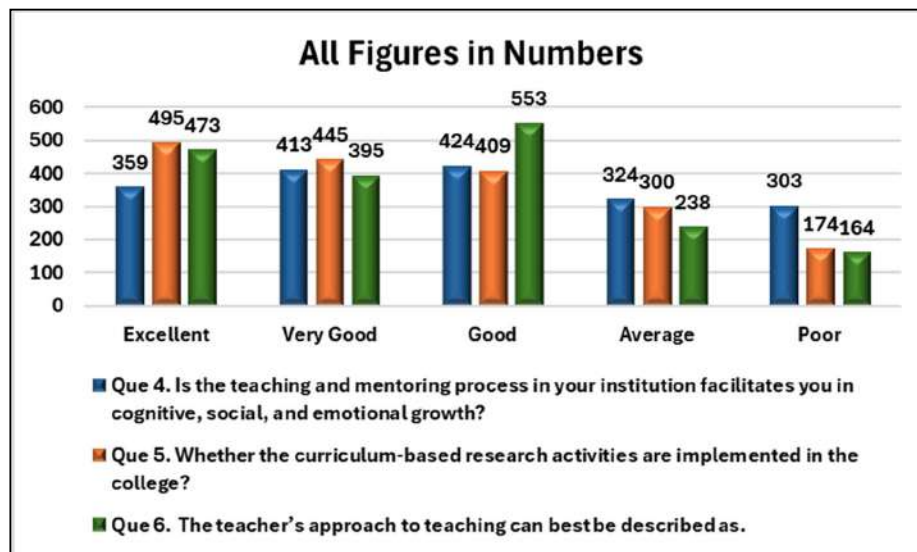
❖ **Student's Feedback Analysis on Academic Performance: -**

R. C. Patel ACS College is affiliated to the KBC North Maharashtra University Jalgaon and strictly follows the curriculum prescribed by the University. Hence, the institution does not enjoy much freedom to design the curriculum. The effective implementation of the same, however, is the responsibility of the college. The stakeholders' view about the curriculum gives clarity of the course that is followed by the institution. The goal of curriculum evaluation is to ensure that it effectively promotes better quality of student learning. Hence, stakeholders are encouraged to give their feedback on the academic curriculum followed in R. C. Patel ACS College.

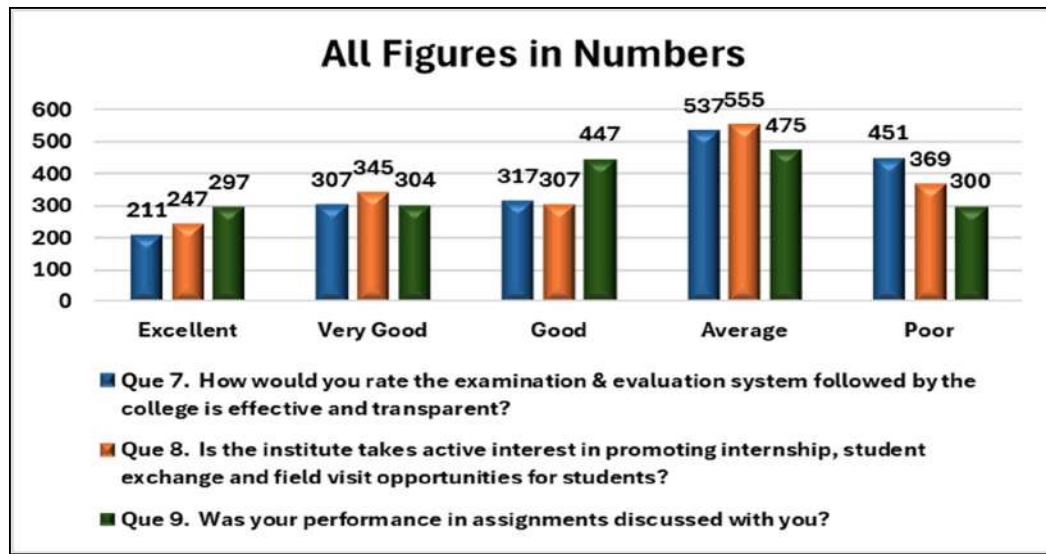
To evaluate the academic performance, we create feedback form consisting of 15 questions. These questions are related to the curriculum design, teaching learning process, evaluation system etc. The Google form is circulated to students' group for enrolling feedback from students in Jan and allows students to enroll their feedback till Feb end. Nearly 1823 students enroll their feedback on academic performance. From that collected feedback we created a chart for analysis of academic performance of the institute. The analysis of each question is represented in the following charts.



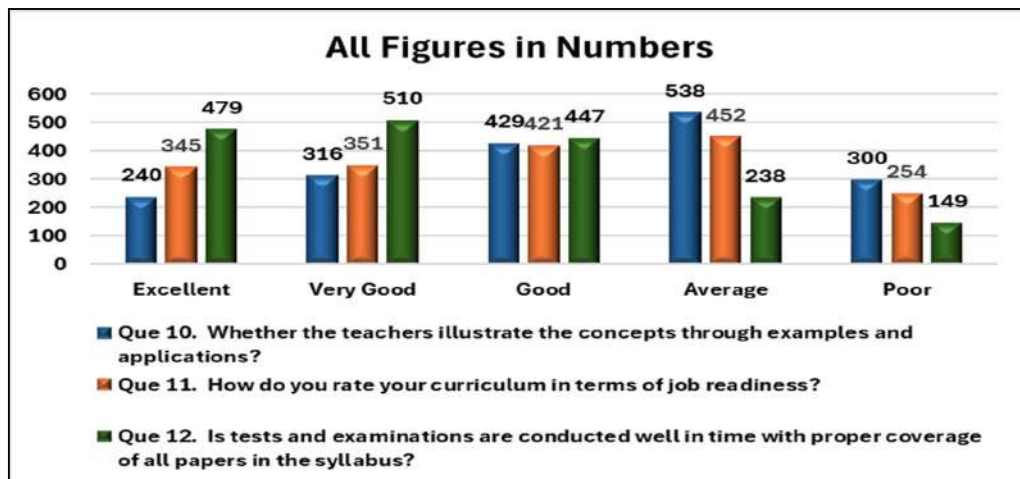
- 1823 students have responded on the goals and aims of institute and opportunities to learn and grow out of which majority of respondents are found that the mission and objectives of institute are successfully achieve under good leadership and provides an opportunity to learn and grow.
- Out of 1823 Students nearly 82 % of students finds the teaching learning methodologies provides superior results.



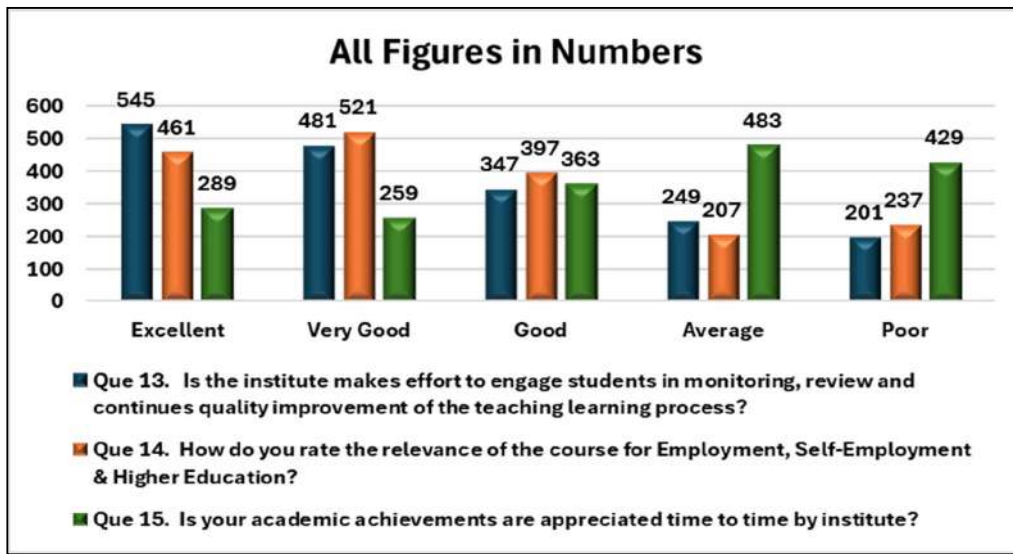
- Nearly 32 % of students did not agree upon the teaching and mentoring process of institution.
- With the view of 53% student's the curriculum-based research activities are implanted in the college.
- More than 82% of students found the approach of teachers towards teaching is very excellent.



- From the above graph it is found that more than 40 % of the students are not satisfied with the examination system adopted by college.
- 40% of Students are also not satisfied with the institute approach for promoting students for internship.
- The analysis of the graph shows that the 43% students are not satisfied with the college in such a manner that their performance in assignments is not discussed with them and this seems to be a huge concern for the institute.



- More than 78 % of students are happy with the teachers approach of illustrating concepts through example.
- More than 37 % of student's response that the curriculum designed by university is not suitable to give jobs.
- From the point of view of more than 38 % of students the test and examination which was conducted does not cover all the points included in syllabus.

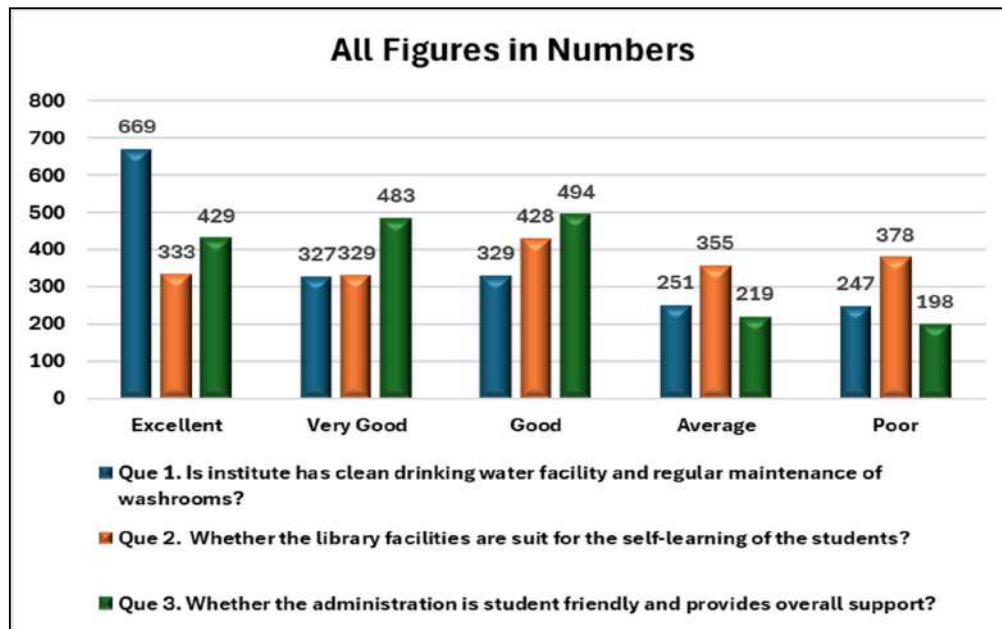


- From the above graph it is analysis that 85% students are satisfied with the engagement of students in continuous teaching learning process.
- At the same time there is confusion in the minds of students about the relevance of courses for employment, self-employment and higher education.
- Finally, the last question is about the approach of institute, 45% students are not happy with the approach of institute in appreciation of students on their achievements.

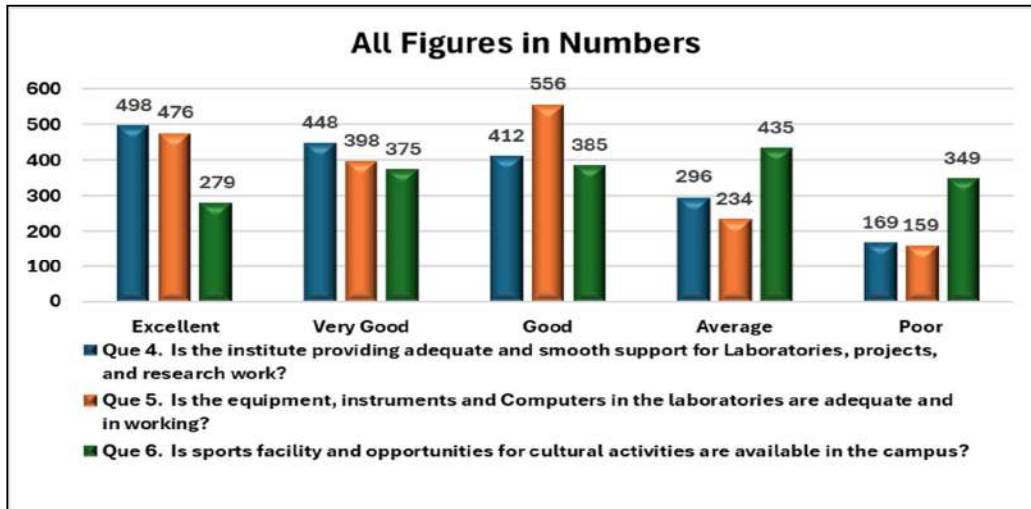
❖ Student's Feedback Analysis on Academic Ambience of Institute: -

R. C. Patel ACS College is affiliated to the KBC North Maharashtra University Jalgaon and strictly follows the curriculum prescribed by the University. As the renowned institute in university, it's our duty to analysis the views of students, parents, teachers, employers and alumni of institute about the ambience of institute. The analysis after the collection of feedback from all the stakeholders gives us where we are lacking in providing services to all the stakeholders. And the feedback from all these stakeholders is we considered for the improvement in the services of institute.

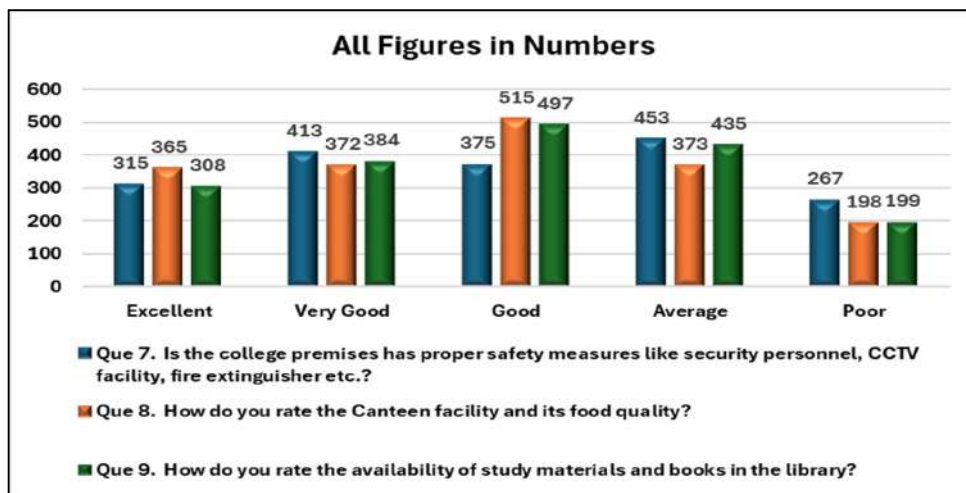
To Evaluate the academic ambience of institute we create feedback form consisting of 15 questions. These questions are related to the ambience of the institute as well as the teaching non-teaching staff of the institute. The google form is circulated to students' group for enrolling feedback from students in Jan and allow students to enroll their feedback till Feb end. Nearly 1823 students enroll their feedback on academic ambience of institute. From that collected feedback we created a chart for analysis of academic performance of the institute. The analysis of each question is represented in the following charts.



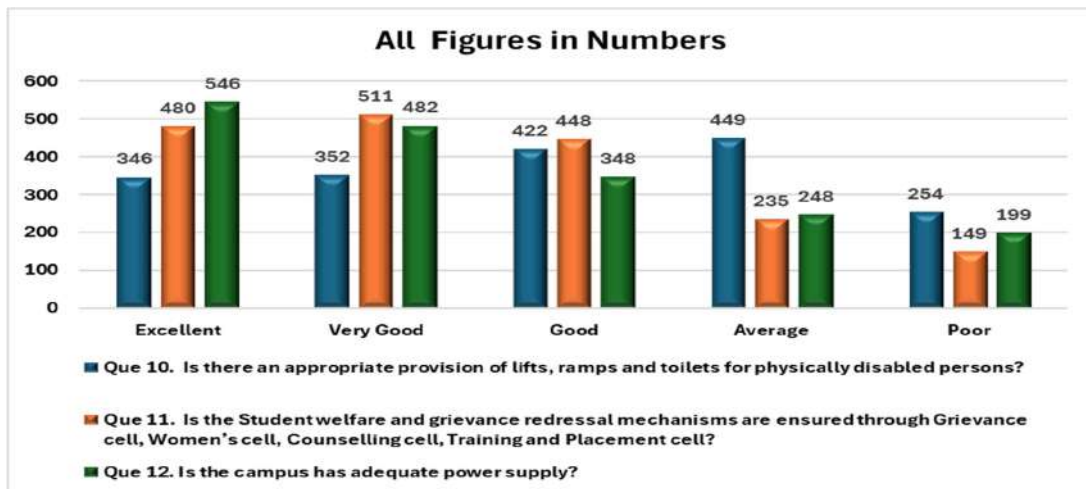
- From the analysis it is seen that 85% students are satisfied with the drinking water facility and the cleanliness of the toilets.
- But at the same time more than 33% the students noted in feedback that they are not satisfied with the library environment for self-learning.
- 90% of students are satisfied with the administrative staff for providing them overall support.



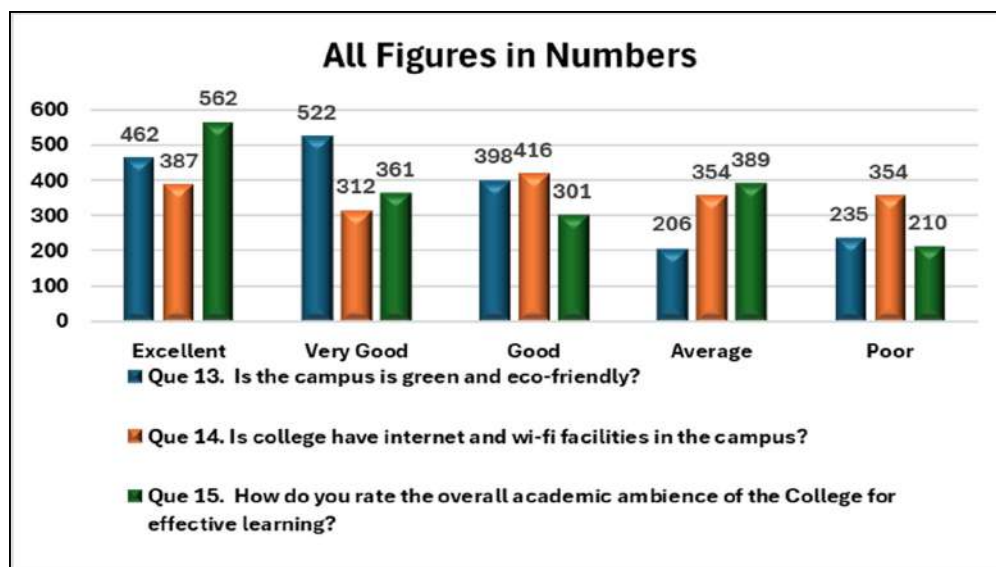
- And similarly, 75% of students are satisfied with the institute for providing adequate and smooth support for laboratories, project and research work.
- From the above graph it is seen that 81% of students are satisfied with the computer availability for the use of students in the institute.
- At the same time more than 31 % of students are unsatisfied with the sports and cultural facilities provided by the institute.



- The analysis of physical infrastructure provided by institute gives institute a guideline for betterment of institute. From the above analysis graph it observed that 31% of students are not satisfied with the security provided by institute. Very less numbers of CCTV installed in institute for safety of students and only one fire extinguishers in the campus of institute.
- 45% of students noted the food quality of canteen is very poor. Institute takes this positively for the scope for improvement.
- As per the more than 23 % students the availability of study material in the library is not sufficient for the students.



- About the physical facility like ramps, lifts and toilets for physically disabled persons students are confused so the 32 % students are not satisfied.
- 85% of students are satisfied with student welfare and grievance redressal mechanisms are confirmed through Grievance cell, Women's Cell Counselling cell.
- Similarly, students are fully satisfied with the power supply in the institute.

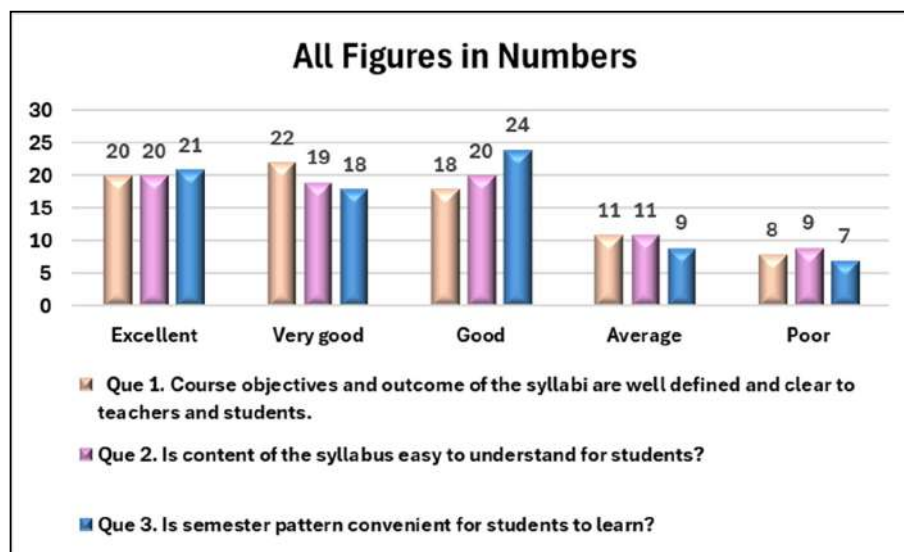


- As the institute has full green lawn on college ground and have more numbers of tree so from the analysis students are satisfied with the green and ecofriendly campus of institute.
- But more than 31 % of students are not satisfied with the internet and Wi-Fi facility on the campus of the institute.
- Nearly out of 1823 students 85 % of students are satisfied with the overall ambience of the institute.

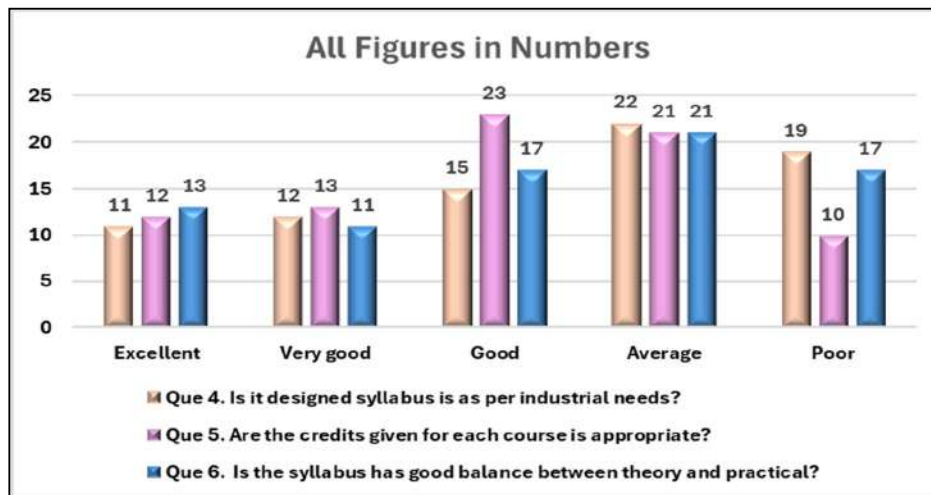
❖ Teachers' Feedback Analysis on Academic Performance:

Teachers play the most key role in the academic and personal development of students. R. C. Patel arts, commerce and science college shirpur has pride in their teachers who always lend their selfless support and commitment towards the institution and work for the academic excellence of the students. Teachers' feedback on curriculum is essential to ensure quality education for our students.

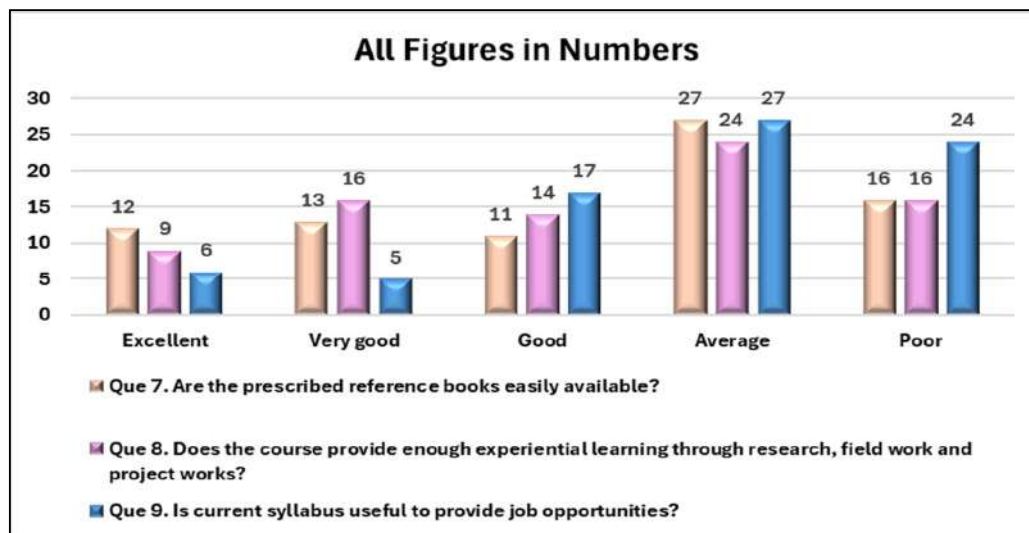
For collecting feedback of teachers on academic performance we designed a Google form of 15 questions and circulated through official college group of teachers once a year. Feedback from teachers is collected in month of Jan/Feb in year 2020-2021 nearly 79 teachers are enrolled their feedback. We analyzed the feedback using excel report. The analysis of each question is shown in the following graphs.



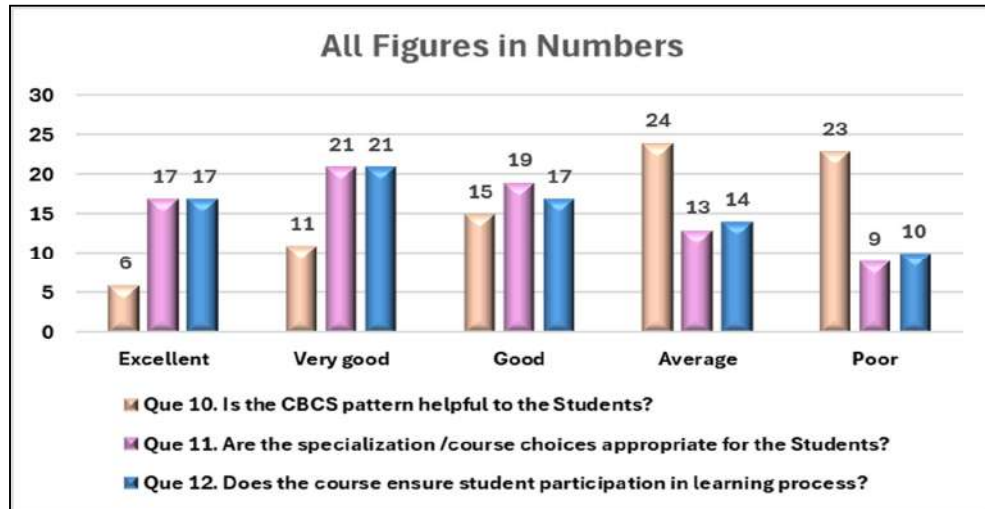
- From the above graph it is analysis that from the views of 75% of teachers the course aims, and outcome of syllabus are well defined and clear to teacher and students as well.
- 82% of teachers agreed upon from the analysis that the content of syllabus is easy to understand for the students.
- From the above graph 81% of teachers think that semester pattern is convenient for students to learn



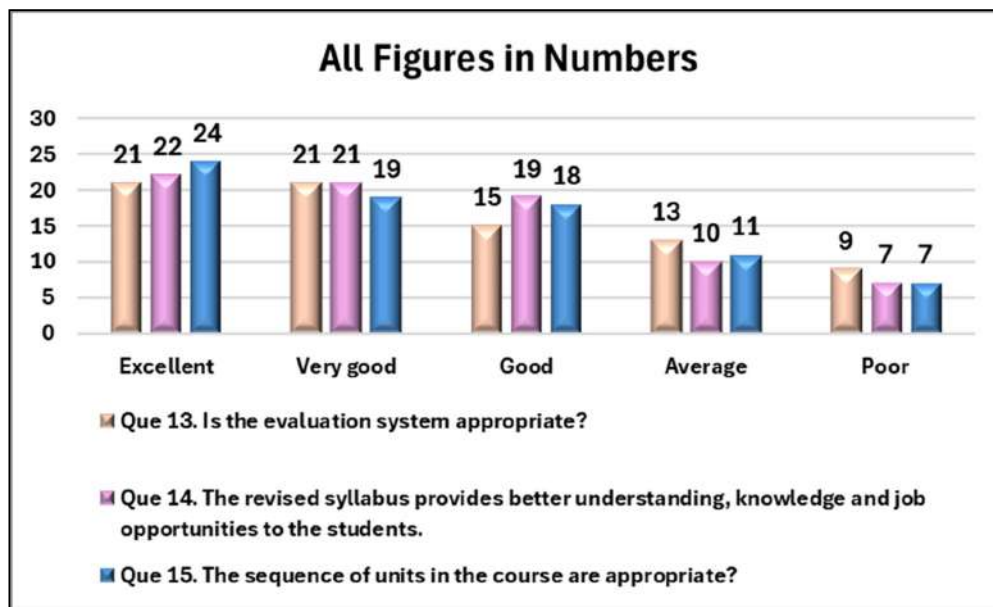
- At the same time, from the point of view of more than 85 % of the teachers the content of syllabus is not designed as per industrial need.
- It is seen that from the above graph 21% of the teachers think that the credits given for each course are not appropriate.
- From 32% of teachers' point of view there is no good balance between theory and practical in syllabus.



- From 21% of teachers' points of view the prescribed books which are mentioned in syllabus are not easily available in libraries as well as in a market.
- From the 35% of the teachers' point of view it is noted that the provided courses are not offering enough experimental learning opportunities through research, field work and project work.
- From the point of view of 35% of teachers syllabus is not so useful as per the need of jobs.



- And from the point of view of 61% of the teachers it is seen that CBCS pattern is useful for the students.
- From the analysis of questions it is observed that 75% of teachers are agreed upon specialisation choice is appropriate for the students.
- And as per 75% of teachers point of view the course ensure students full participation in learning process.

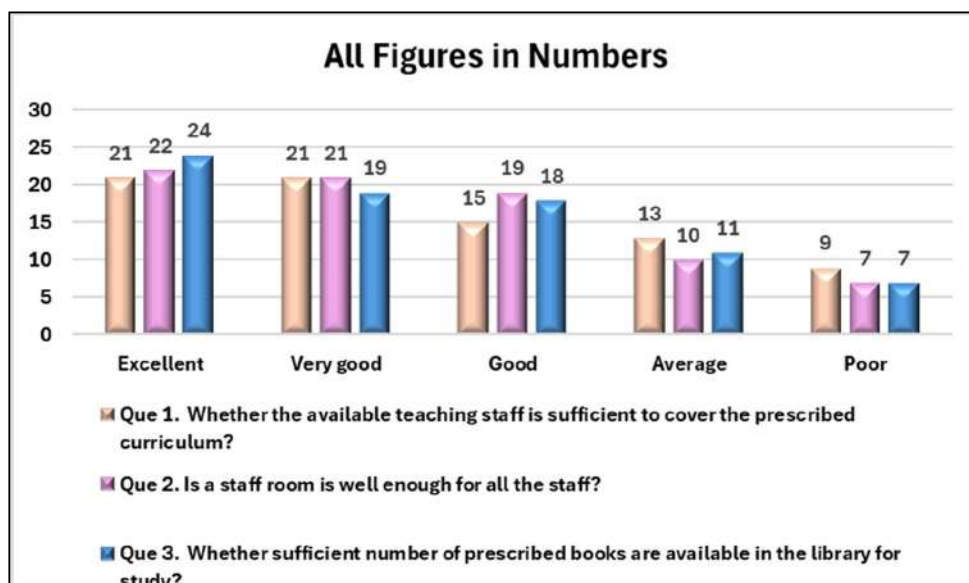


- 81% of teacher's point of view the examination system adopted by university is particularly good.
- 83% of teacher's point of view the revised syllabus provides better understanding knowledge and job opportunities to the students.
- The sequence of units included in syllabus is proper from the point of view of teachers.

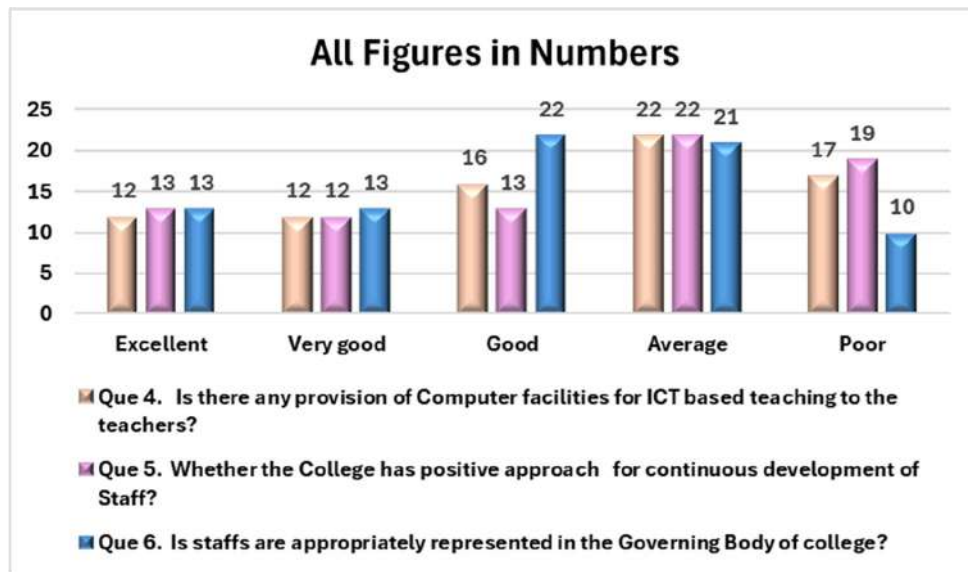
❖ Teachers' Feedback Analysis on Ambiance of the institute: -

Feedback is collected from the faculty of the College to enhance the work environment for greater progress. Most of the teachers agree that the general ambiance of the college is conducive to the interaction between the stakeholders of the institution. Nearly 70% of teachers strongly agree that the library offers adequate resources for references and knowledge enhancement with respect to the curriculum and research activities. Many of the teachers agree that the infrastructural facilities help to meet the requirements of the teaching learning process. Many of the teachers strongly agree that the institution offers support in initiating and organizing field visits, projects. Many teachers agree that time bound and systematic assessment of academic performance of students is done.

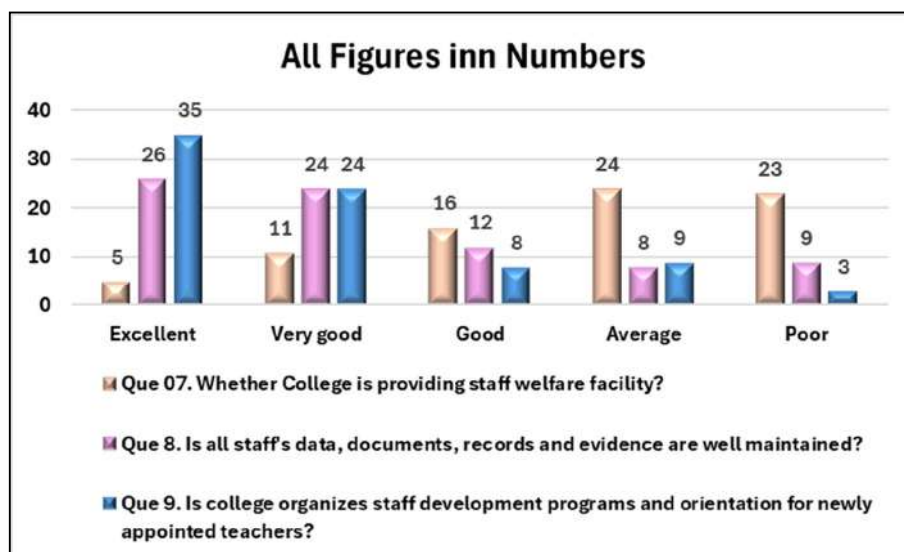
To collect feedback about the ambiance of the institute we designed questionnaires consisting of 15 questions, which include feedback about infrastructure, administrative staff etc. Using that 15 question we create a google form and circulate to all teachers through college official WhatsApp group to enroll the feedback of teachers.



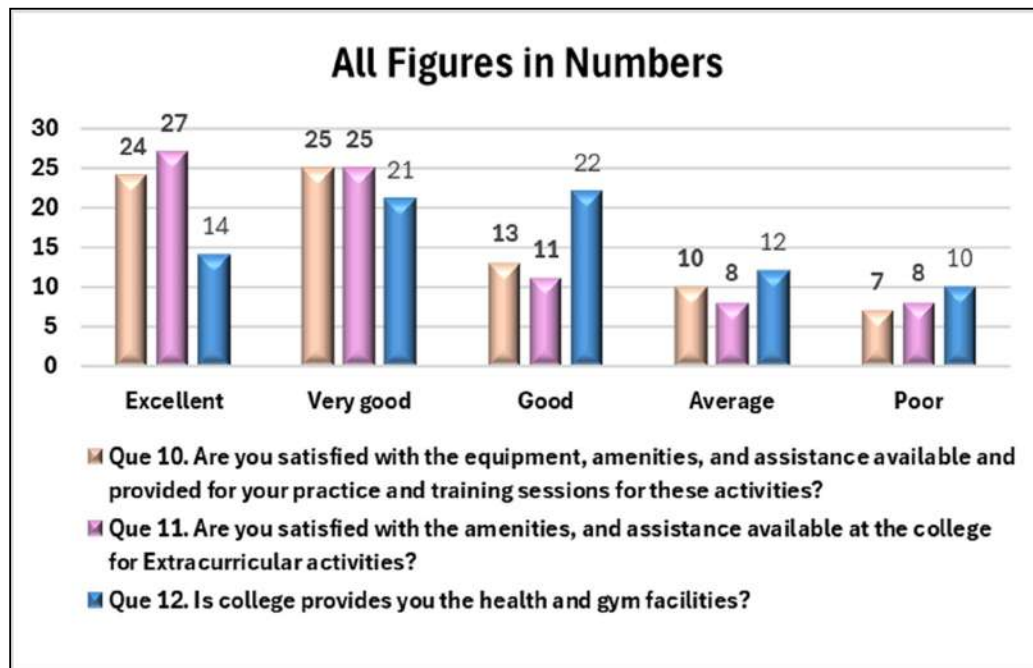
- From the analysis of feedback of teachers is is noted that 81% of teachers are satisfied with numbers of teaching staff recruited.
- 91% of techers are satisfied with the room and amineties available in staff room.
- All the teachers enrolled satisfied feedback about availablability of books in library.



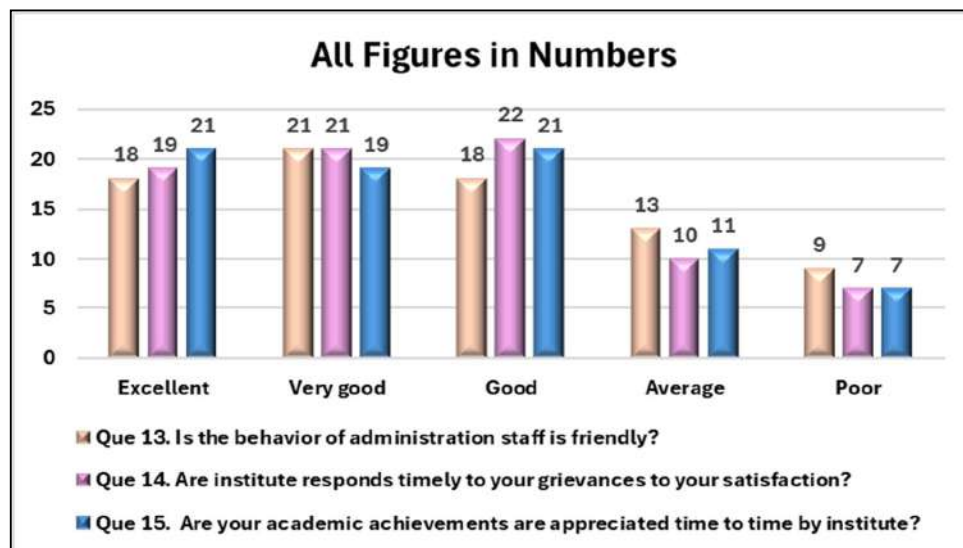
- 17% of teachers are reported negative feedback about the facility to teacher of ICT based teaching.
- Majority of teachers agreed upon the approach of institute for continuous development of the staff.
- More than 21 % of teachers are not satisfied with the approach of the institute about representation of staff in the Governing Body of institute.



- More than 21 % of teaching staff are not satisfied with the welfare facility provided by the institute.
- At the same time more than 91 % of teachers are satisfied with the record and document keeping of the institute.
- Nearly 97 % of teachers are satisfied with the organization of faculty development program and orientation for newly appointed teachers.



- From the analysis it is seen that more than 81% of teachers are satisfied with the equipment, amenities and assistant available for training sessions for the activities.
- More than 83 % of teachers are satisfied with the amenities and assistant available for extracurricular activities.
- Some of the teachers are happy with the health and gym facilities provided by the institute.



- From the feedback analysis of teachers, it was seen that 85% of the faculties are satisfied with the behavior of administrative staff.
- 87% of faculties are satisfied with the approach of institute towards the grievances.
- More than 91 % of faculties are satisfied with the institute where the achievements of teachers are appreciated.

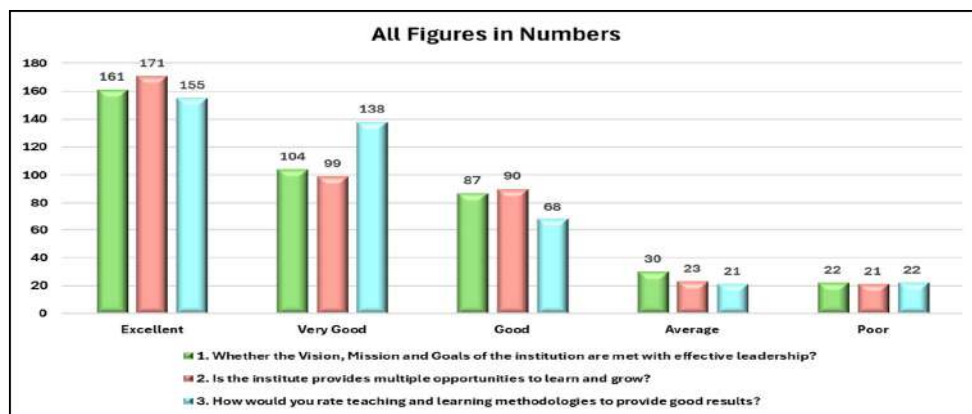
❖ Parent's Feedback Analysis on Academic Performance: -

R. C. Patel Arts, Commerce and Science College shirpur was established with the mission to provide guidance, find talent, and enhance potential, encouraging students to follow their dreams and helping them become successful professionals. Parents have entrusted the future of their children into our hands and thus they play an especially key role in the development and enhancement of the quality of this learning experience.

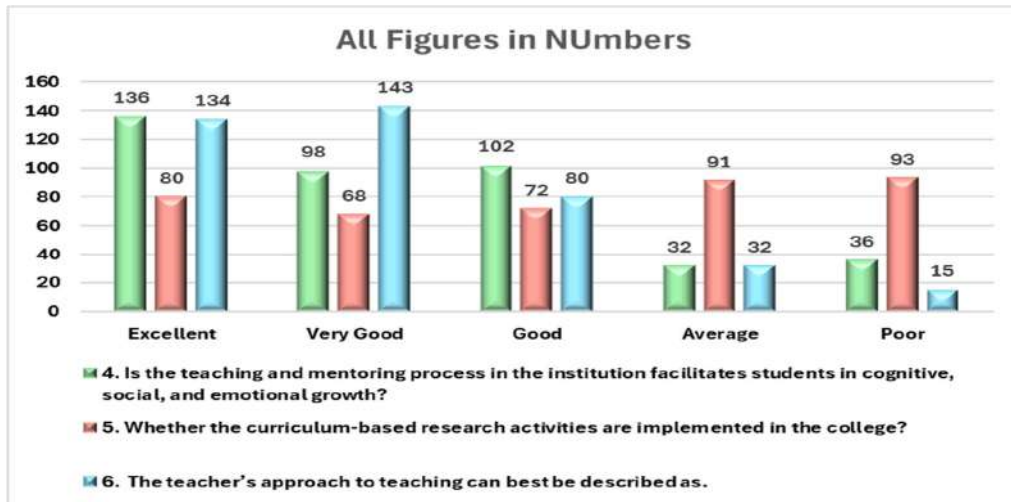
Feedback from parents allows the institute to evaluate its service provision and thus cater to providing excellent service towards the students. The feedback analysis process has put an increasing emphasis on the need for involvement of parents in the quality assurance of excellent education. Parent's involvement requires that they play an active role in taking part in the holistic development of their children. Likewise, every year in Jan/Feb, google forms consisting of 15 questionnaires are distributed to the parents on the official WhatsApp groups.

Objectives of parent's feedback on institute:

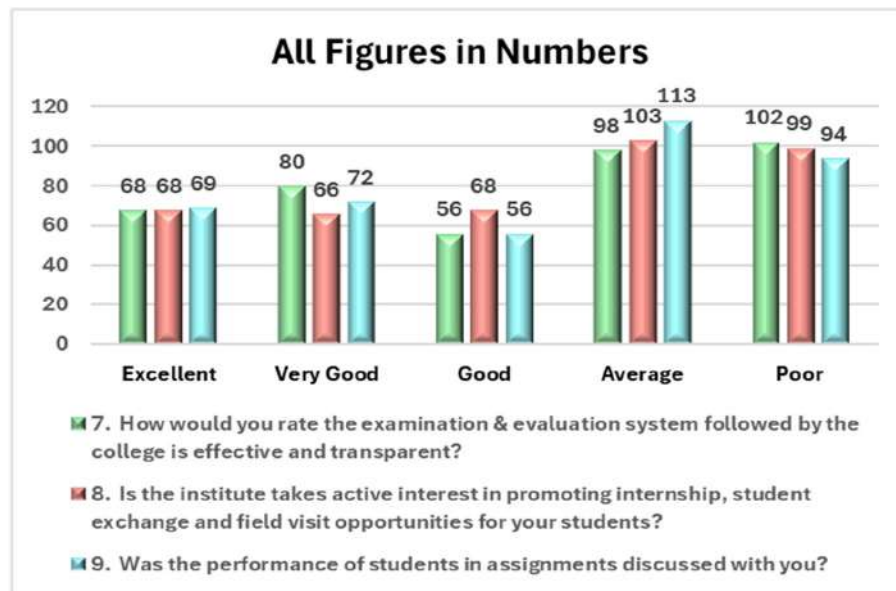
1. To provide parents with the opportunity to comment on the quality of their ward's learning experience, as needed in preparation for and as part of the review process.
2. To assess the success of academic provision in relation to the expectations of both the parents and the students.
3. To provide feedback to the faculties to improve delivery and/or content of the curriculum.



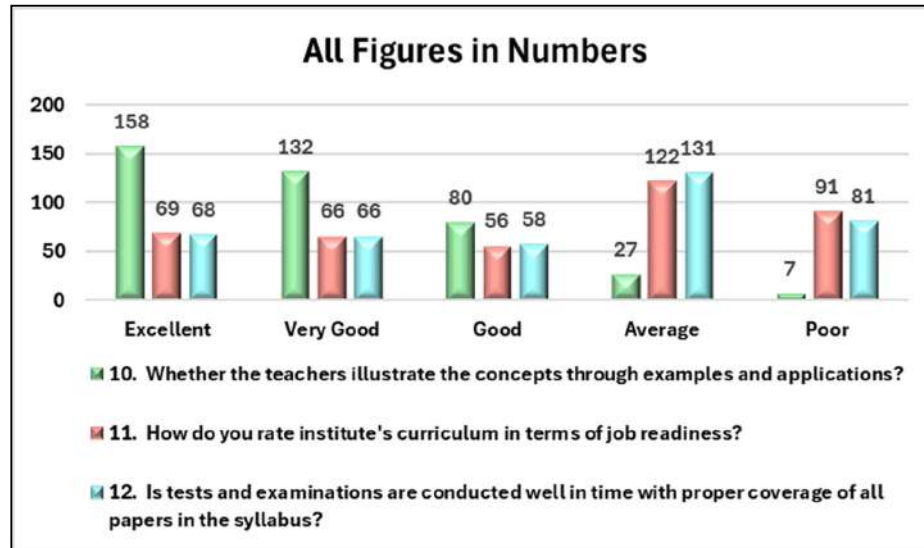
- From the above charts it is seen that most of the parents are agreed upon the vision, mission and goals of the college are met successfully.
- From most of the parents' view it is seen that college offers multiple opportunities to learn and grow.
- From the analysis chart it is seen that most of the parents are happy with the teaching and learning methodologies adopted by the institute.



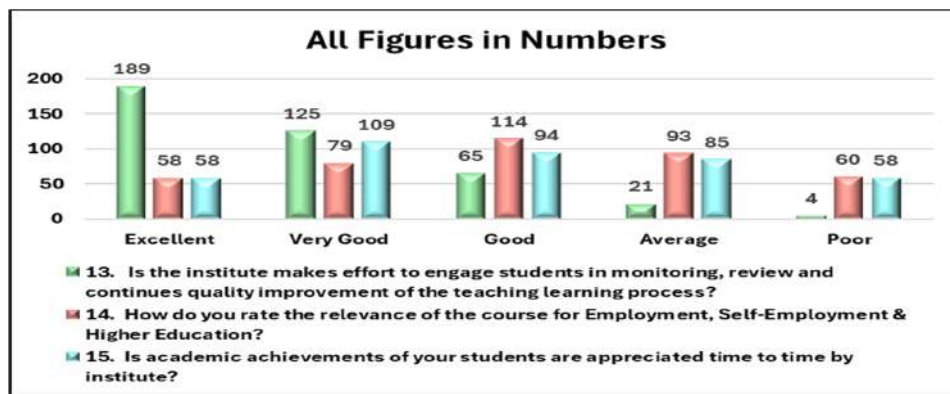
- From the analysis chart it is seen that most of the parents are not happy with the mentoring process adopted by the institute.
- From the analysis chart it is seen that parents are not happy with curriculum in which research-based activities are very less.
- From the analysis graph it appears that most of the parents are happy with the teaching of teachers.



- It is the major concern from the analysis that most of the parents are not happy with the evaluation system adopted by institute.
- Most parents are disaggregated upon the field visit arranged by institute.
- Again, as per the analysis it is seen that the performance of students in assignments is not discussed with parents.



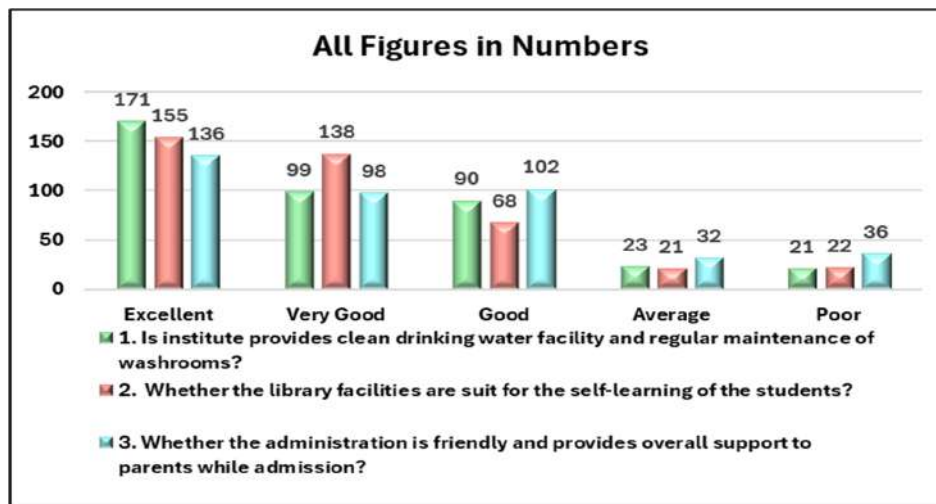
- Most of the parents are happy with the teaching of difficult topics is illustrated with help of examples.
- According to the view of most parents the syllabus which is taught by institute is not job orientated.
- By analysis of the feedback, it is seen that most of the parents are not agreed upon in internal examination of the college according to them in the internal exam whole syllabus is not covered.



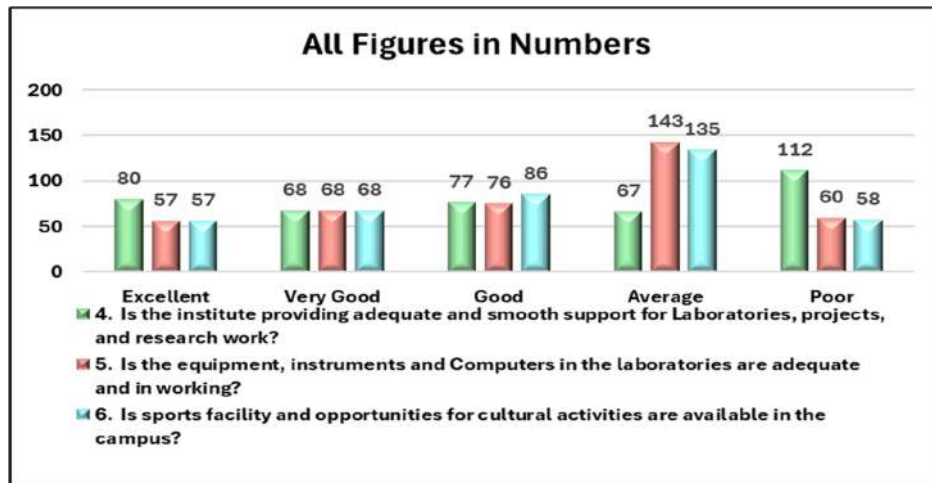
- By the analysis it is seen that most of the parents are happy with the efforts of college in engaging students in continuous teaching and learning process.
- According to the view of most parents the syllabus which is taught by institute is proper for higher education and employment.
- According to most parents feedback it is seen that parents are happy with the approach of institute for appreciation of students after their achievements.

❖ Parent's Feedback Analysis on Ambience of Institute: -

- Parental Involvement and Support: Feedback highlights areas for improving parental involvement and support, including communication channels, opportunities for engagement, and access to information. Addressing this feedback helps create a welcoming environment for both students and parents. Holistic
- Parental feedback provides insights beyond academics, shedding light on aspects like mental health support, safety measures, extracurricular opportunities, and resources for personal growth. Considering this feedback ensures a comprehensive approach to student development and well-being.
- Parental feedback is crucial for continuous improvement and strategic planning. It helps find strengths and areas for improvement, informing decision-making and resource allocation. This adaptability ensures the college meets evolving needs and expectations. The feedback collected uses a five-point scale, ranging from "Excellent" to "Poor." The diagram displays the higher scale on the left and the lower scale on the right. The questions posed in the feedback are designed to gather comprehensive insights for continuous enhancement.

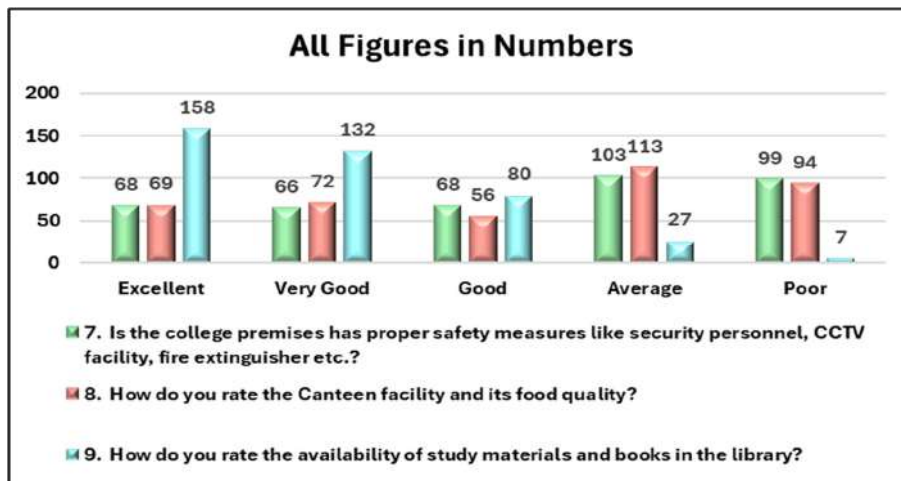


- From the above feedback analysis graph, it is seen that parents are happy with the drinking water facility and regular maintenance of toilets.
- Most of the parents seem to think that the library environment is best suited for self-learning.
- From the analysis it is seen that most of the parents are happy with the behavior of administrative staff during admission and other processes.

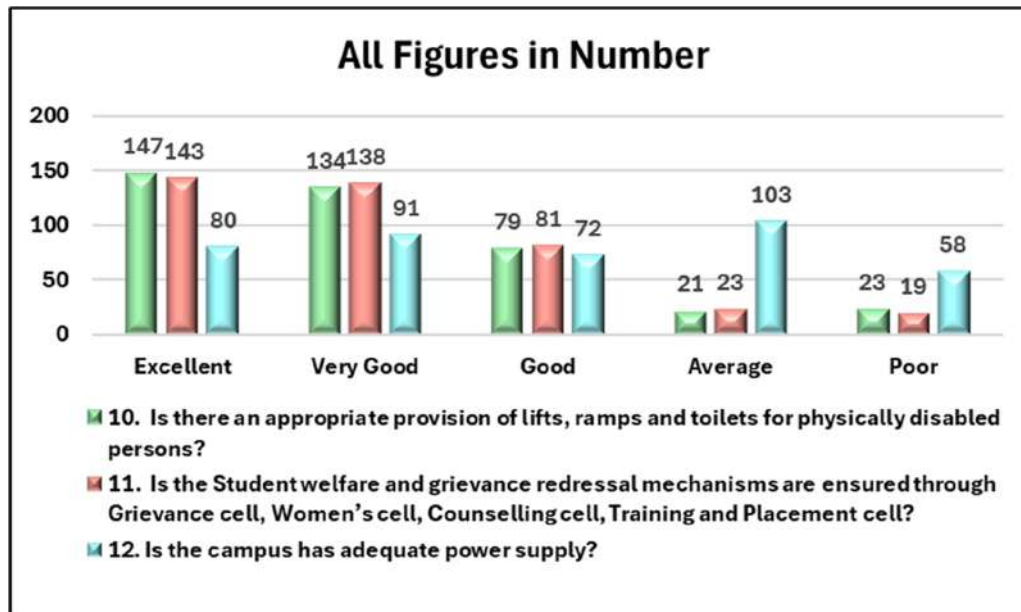


The above analysis graph is huge concern for our institute.

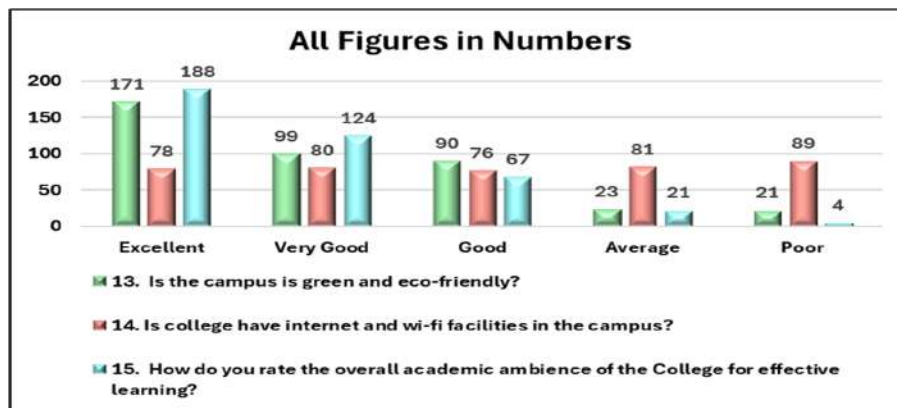
- Parents are not happy with the institute’s provision of laboratories for research work.
- Similarly, parents are not happy with the computers and equipment’s available in laboratories.
- Again, the sports and cultural activities provided by institutions are up to the mark as per the expectations of parents.



- Parents are not happy with the security measures available in institutes like CCTV facilities, fire extinguishers etc.
- Food quality is poor as pers the responses of most of the parents.
- From the analysis chart it is seen that most of the parents are happy with the availability of books in the library for study of students.



- From the above analysis graph, it is seen that parents are happy with the availability of facilities for physically disabled persons.
- Most of the parents replied positively about the student welfare and grievance redressal mechanism adopted by the college.
- It is seen from feedback analysis graph that parents are not satisfied with the power backup facility of college.



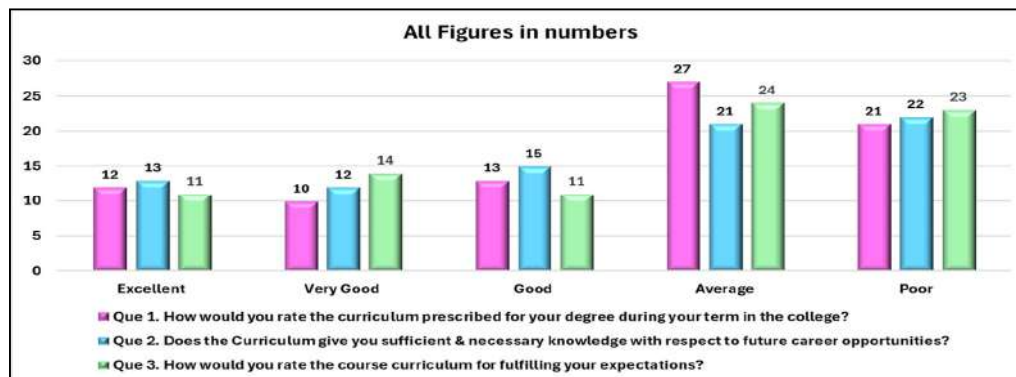
- Parents' view is positive about the green and eco-friendly campus of the institute.
- From the analysis it is seen that most of the parents' responses negatively about the wi-fi and internet facility provided by institute
- From all the analysis it is concluded that parents are happy with the ambience of the institute.

❖ Alumni's Feedback Analysis on Academic Performance: -

The college consistently gathers insights from recently graduated students (Alumni) as they offer a unique perspective on the college environment and curriculum. As the college adheres to the university-prescribed syllabus, concerns about the syllabus have been communicated to the university. Alumni feedback holds substantial importance for assorted reasons.

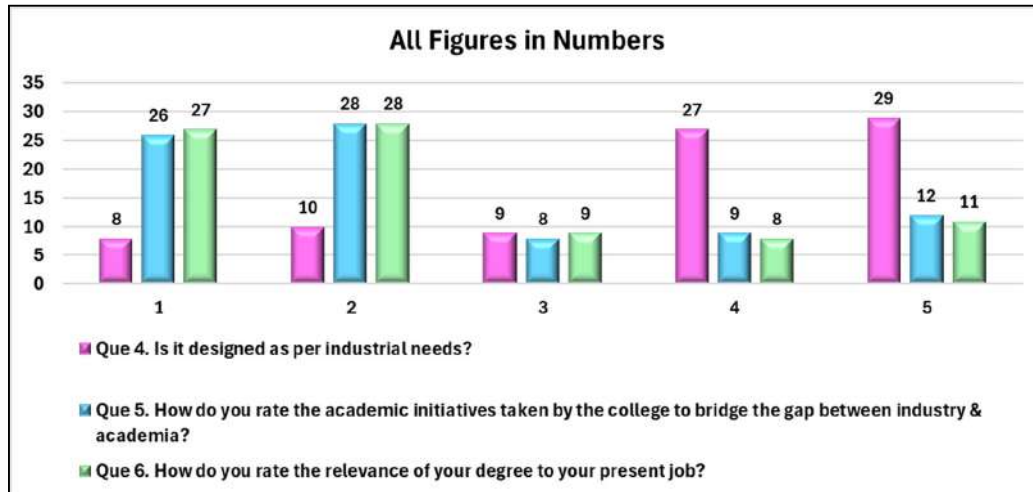
Career and Professional Development: Evaluating how well the college has prepared its graduates for their careers is a key aspect of alumni feedback. Understanding alumni experiences in the professional world allows colleges to assess the relevance of their programs and make necessary adjustments. Additionally, alumni feedback can highlight areas where added support or resources are needed to enhance career opportunities for future graduates.

Continuous Improvement and Future Planning: Alumni feedback serves as an invaluable source of information for strategic planning and decision-making. Understanding alumni perspectives enables colleges to make informed choices about program expansions, new initiatives, and areas of focus. Alumni feedback helps align the college's vision and goals with the needs and expectations of its graduates.

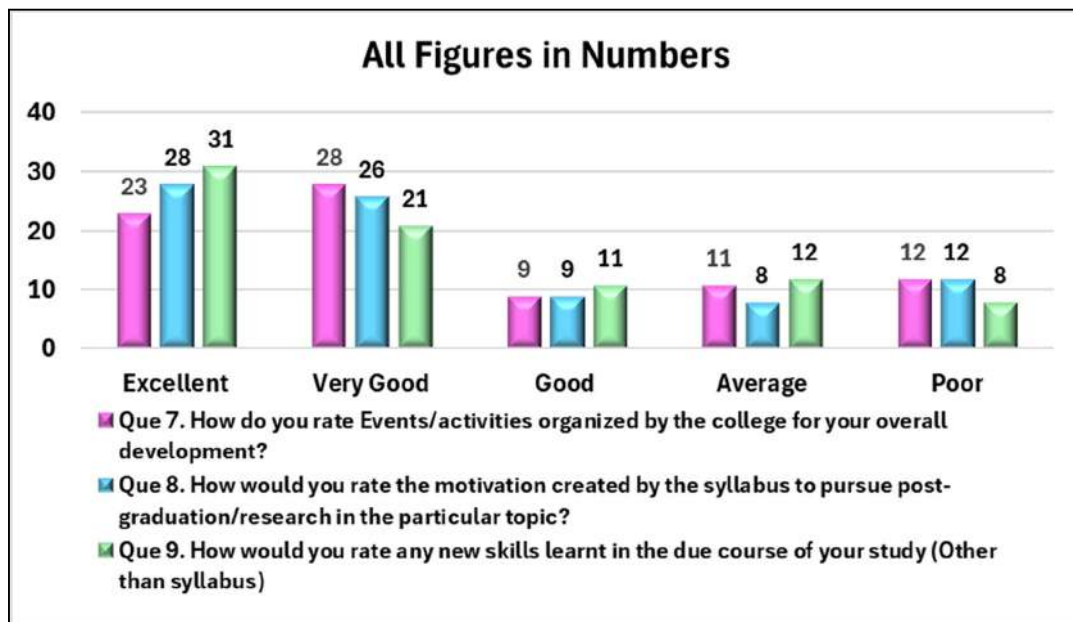


From the analysis charts it is seen that-

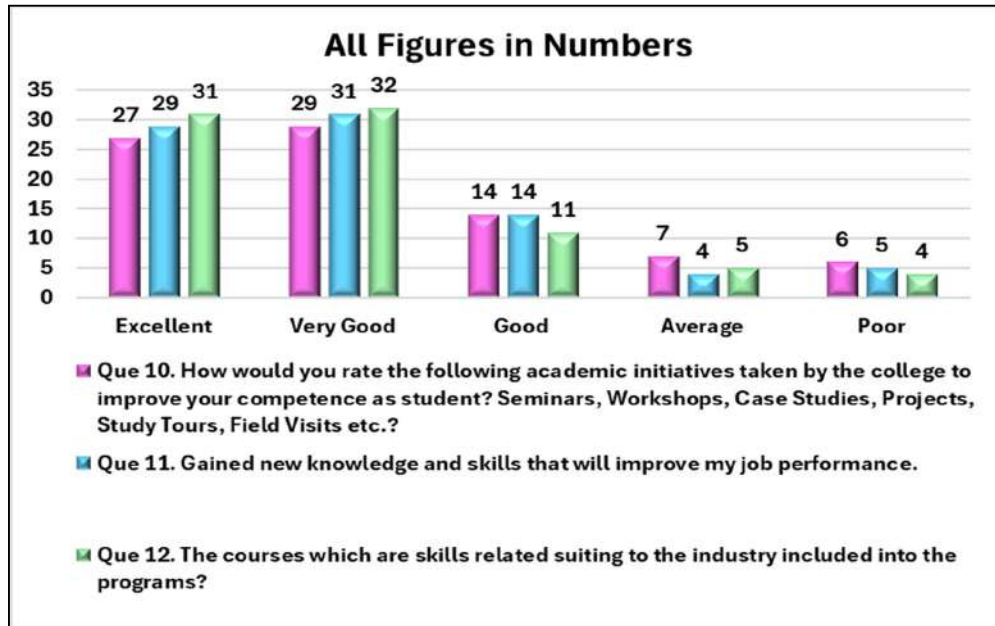
- According to 37 % of alumni, the curriculum they were studied is not up to the mark of their jobs.
- Similarly, in the second question, 32 % of alumni are giving negative response that the curriculum they were studied does not give sufficient knowledge with respect to future career opportunities.
- As per the views some of alumni, the course curriculum is not fulfilling their expectations.



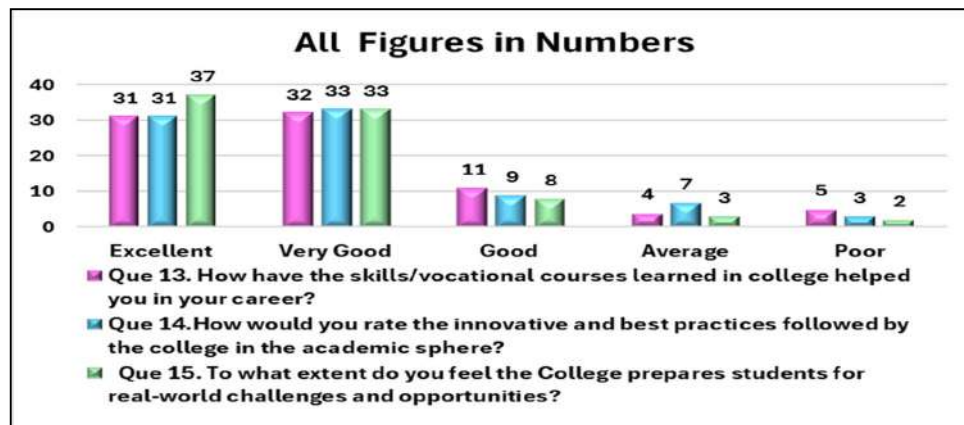
- From the above graph it is seen that more than 35 % of alumni found that the course was not designed as per their industrial needs.
- At the same time alumni responded positively to the initiatives taken by college to bridge the gap between industry and academia.
- According to most of the alumni the degree they were studied is related to their jobs.



- More than 83 % of alumni noted positive response on the event and activities organized by institute for overall development of students.
- More than 81 % of alumni agreed upon the syllabus creates the impact for pursuing postgraduate as well as research work.
- From the point of view of more than 83 % alumni the syllabus taught by institute is skill oriented.



- More than 83 % alumni responded positively on the initiatives taken by college to improve the competence as a student by organising workshop seminars etc.
- Most of alumni agreed upon the new knowledge and skills gained from curriculum was improved their job performance.
- 30 % of alumni noted negative response about the course is not suited for industry culture.



- More than 91 % of alumni agreed upon the skills and vocational courses learned in college helped in their career.
- Most of the alumni like the innovative and best practice adopted by the college.
- More than 87 % of alumni agreed upon the college will prepare their students well for facing real-world problems and opp.

❖ **Alumni's Feedback Analysis on Ambience of Institute: -**

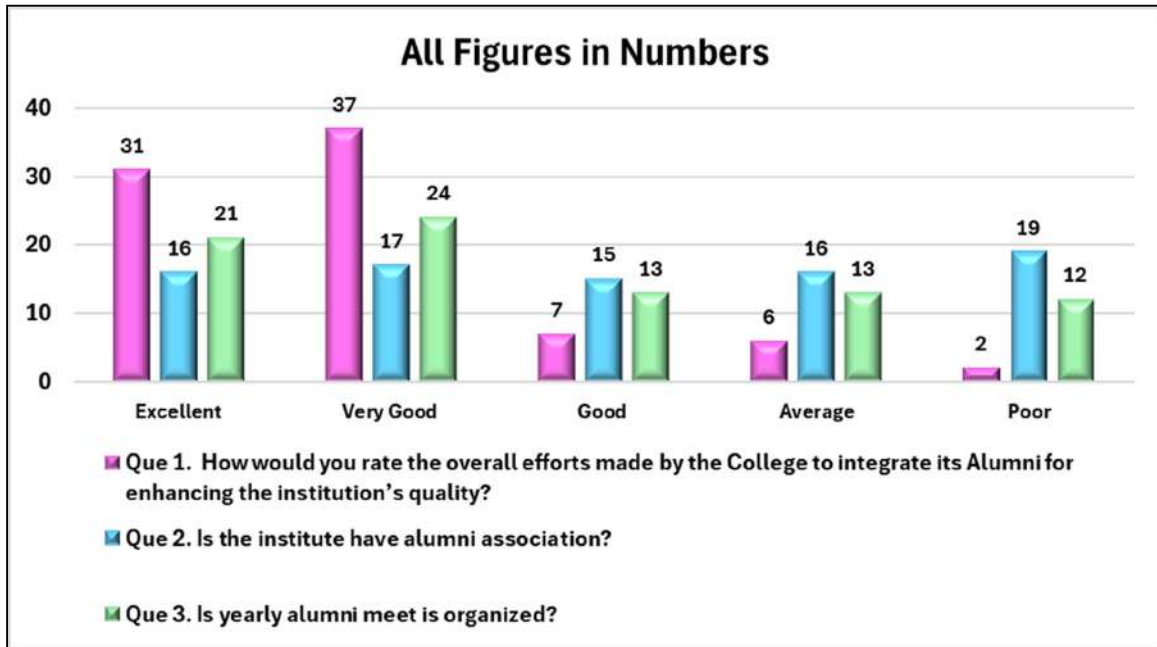
The college consistently gathers insights from recently graduated students (Alumni) as they offer a unique perspective on the college environment and curriculum. As the college adheres to the university-prescribed syllabus, concerns about the syllabus have been communicated to the university. Alumni feedback holds substantial importance for assorted reasons.

Program and Curriculum Enhancement: Alumni have firsthand experience with the college's programs and curriculum. Their feedback serves as a valuable source of insights into the effectiveness of educational offerings. By attentively considering alumni perspectives, colleges can pinpoint areas needing improvement, update outdated content, and ensure that the curriculum still is coordinated with industry demands. This feedback aids colleges in staying relevant and adapting to the evolving needs of the professional landscape.

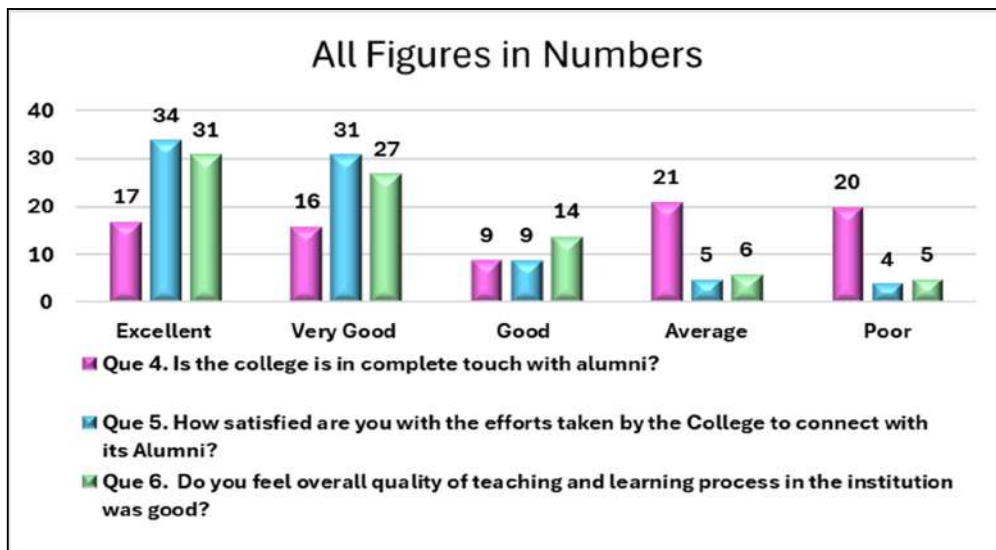
Reputation and Accreditation: Alumni feedback significantly influences the reputation of a college. Positive feedback can enhance the college's reputation, attracting more prospective students. Conversely, negative feedback may harm the college's credibility. Accrediting bodies often consider alumni satisfaction and success rates in their evaluations, making alumni feedback crucial for keeping accreditation.

Quality Assurance: Alumni feedback functions as a metric for evaluating the overall quality and performance of the college. Positive feedback shows successful delivery of valuable education and positive experiences. Conversely, negative feedback sheds light on areas where the college may need improvement. Through a thorough analysis of alumni feedback, colleges can find strengths to celebrate and weaknesses to address, ensuring continual quality enhancement.

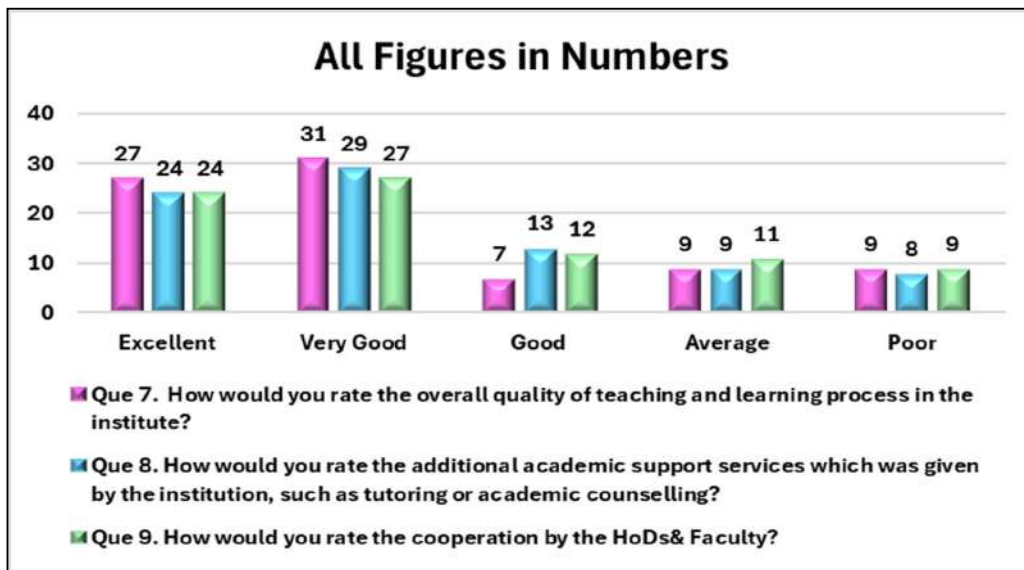
Alumni Engagement and Donor Relations: Alumni feedback plays a vital role in fostering engagement and building strong relationships with former students. By actively looking for and valuing their input, colleges demonstrate commitment to the success of their alumni community. Engaged alumni are more likely to contribute financially, offer mentorship opportunities, and take part in college events, helping both the college and current students.



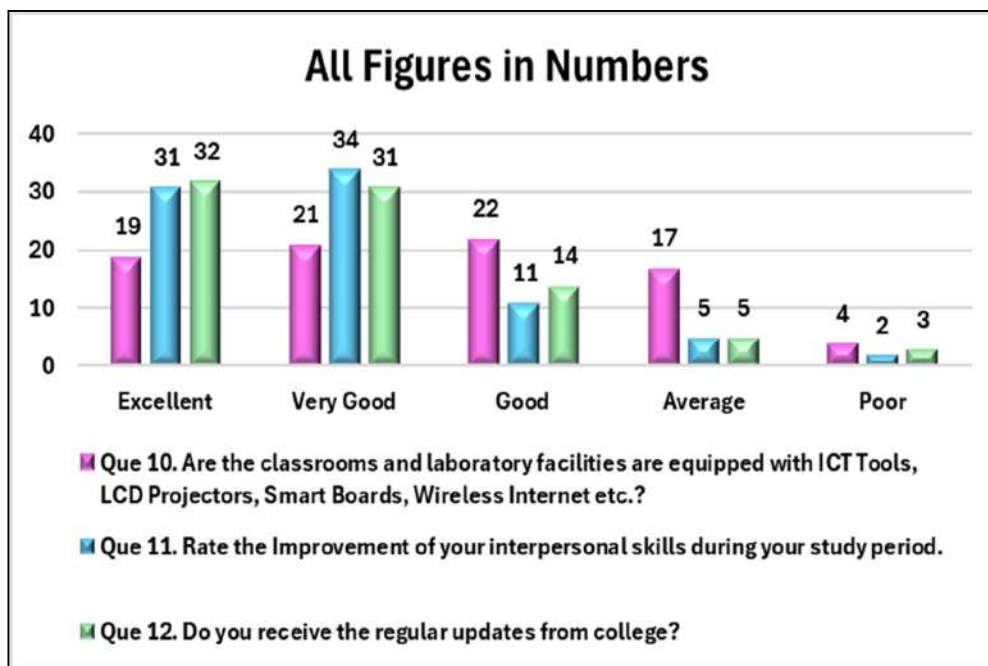
- From the above graph it is seen that alumni appreciate college efforts to integrate them for enhancement of institute quality.
- Some of the alumni noted negative feedback about the Alumni Association since our college is in process of alumni association.
- Alumni are happy with the alumni meet organized by the institute.



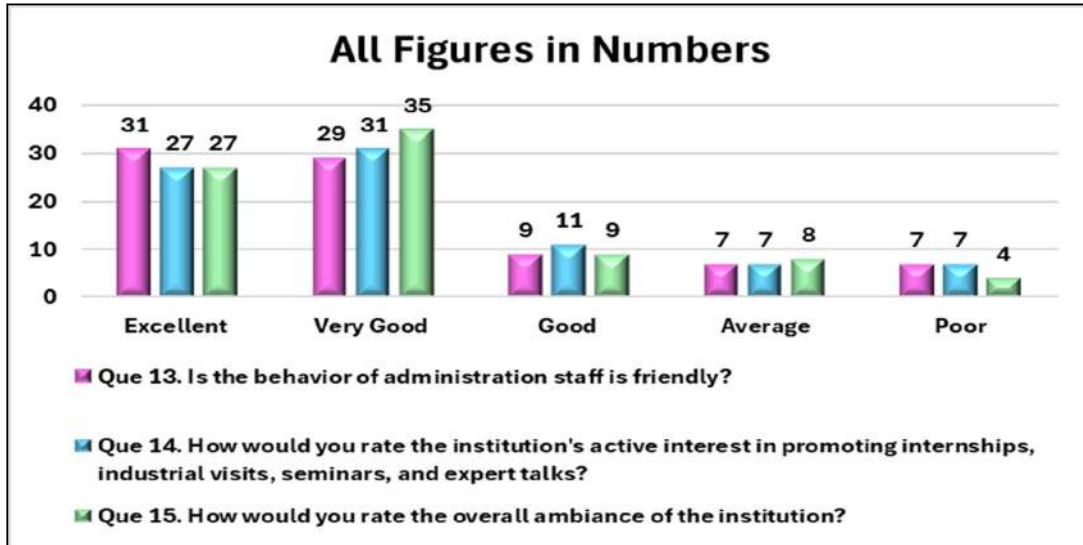
- More than 75 % of alumani noted positive response on college is in touch with alumani during the year 2020-2021 because college in process of alumni association.
- But at the same time more than 80% alumani appricate the efforts taken by collge to connect with them.
- More than 87 % alumni feels the teaching and learning process of institute is good.



- Alumni feels the teaching and learning process of institute is good.
- According to the view of alumni they are happy on the college efforts taken for academic support such as tutoring or academic counseling.
- According to the more than 87% alumni HOD and Faculties of institute are cooperative in nature.



- According to the alumni institute is equipped with ICT Tools, LCD Projector, and smart boards.
- More than 85 % of alumni are happy with the skill development program organized by the institute.
- Now since the year 2019 college are regularly communicate updates with the alumni so more than 90 % alumni noted positive response.

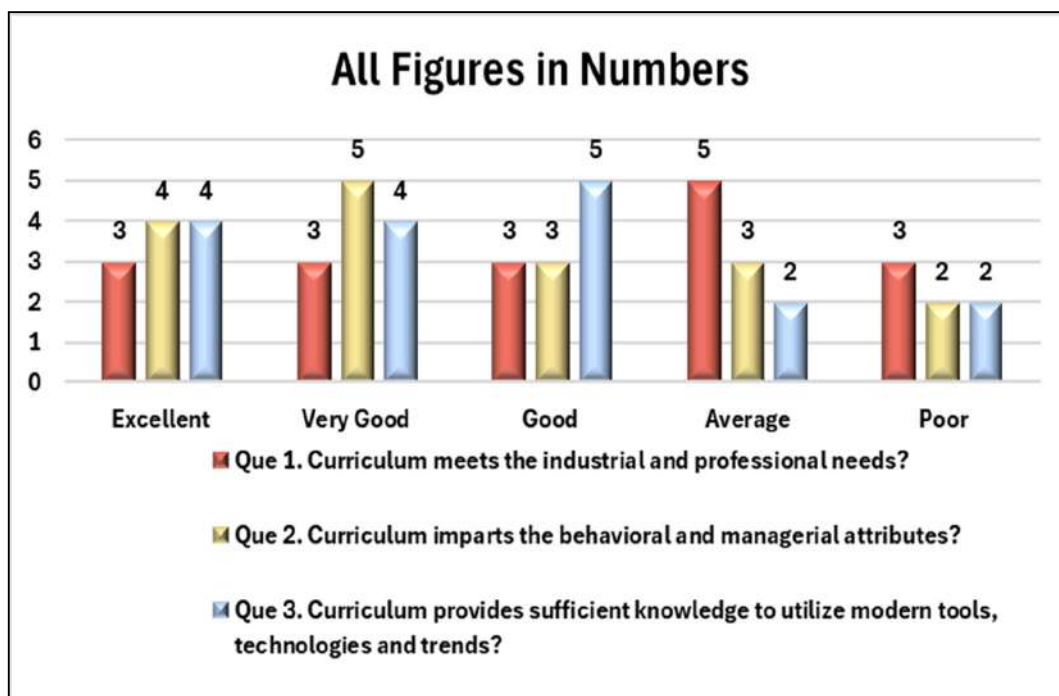


- More than 87 % of alumni are happy with the behavior of the administrative staff.
- More than 83 % of alumni recorded a positive response on the interest of the institute in promoting students for internships, industrial visit seminars and experts talk.
- Alumni like the ambience of the institute.

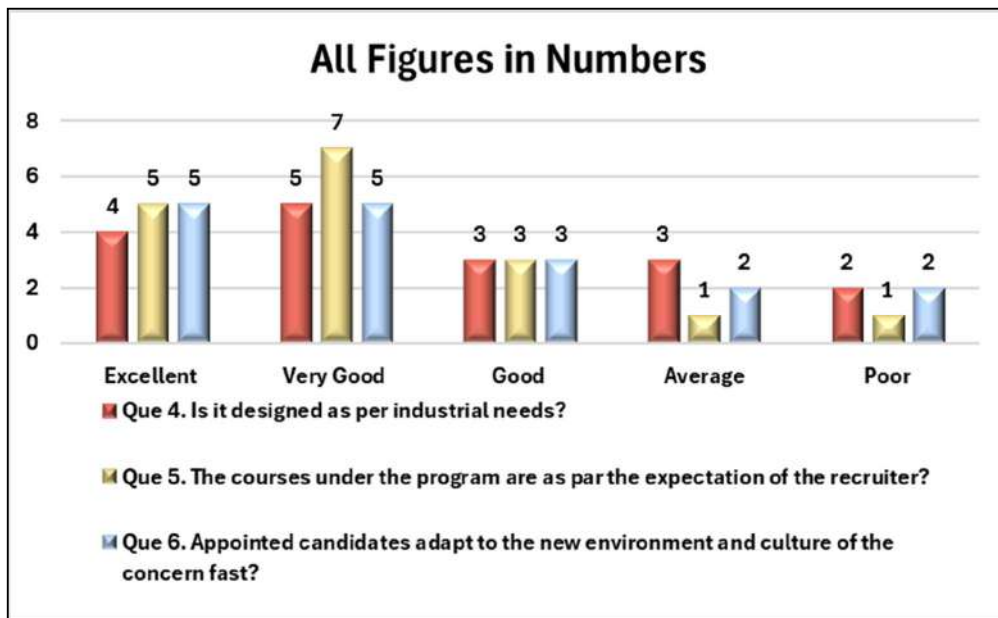
❖ Employer's Feedback Analysis on Academic Performance: -

Employers play a pivotal role in shaping the educational landscape of colleges by offering valuable insights, opportunities, and validation. Their involvement is essential for several reasons. The involvement of employers in colleges fosters a symbiotic relationship between academia and the professional world, ensuring that educational programs are still relevant, effective, and responsive to the evolving needs of society and industry.

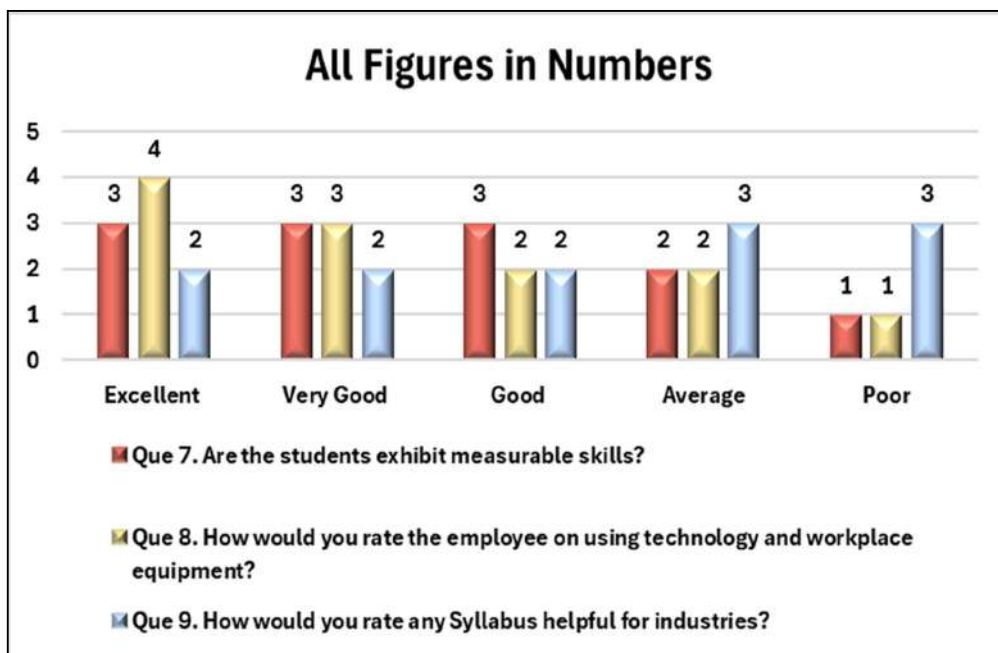
A survey was conducted to collect the responses from employers to find out their feedback on academic performance and the ambience of the institution. The data was collected from all the students of the department, the faculties, the alumni, and the employers through a structured questionnaire and analyzed. Qualitative statements on a five-point agreement scale were used to study feedback, in which Excellent is scored as 5, Very Good as 4, Good as 3, Average as 2 and Poor as 1. The conclusions drawn from the collected and analyzed data are combined in this report.



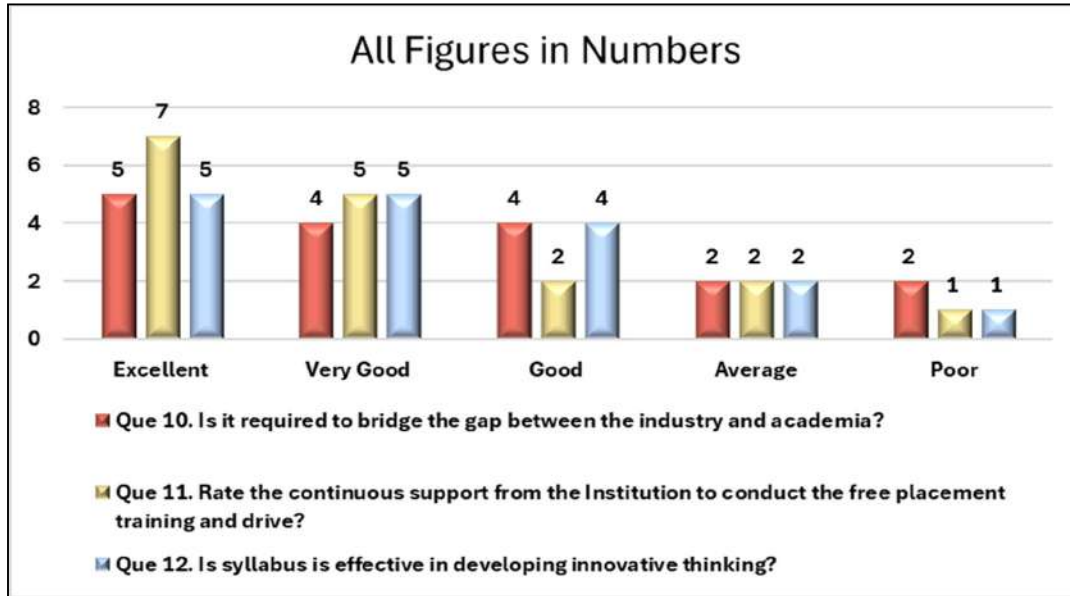
- As per the analysis of feedback noted by employer more than 73 % employers founds that the curriculum does not meets the industrial need.
- More than 63 % employers found that curriculum does not imparts the behavioural and managerail attributes.
- More than 76 % employers found that curriculum does not provides sufficient knowledge to utilize modern tools technology and trends.



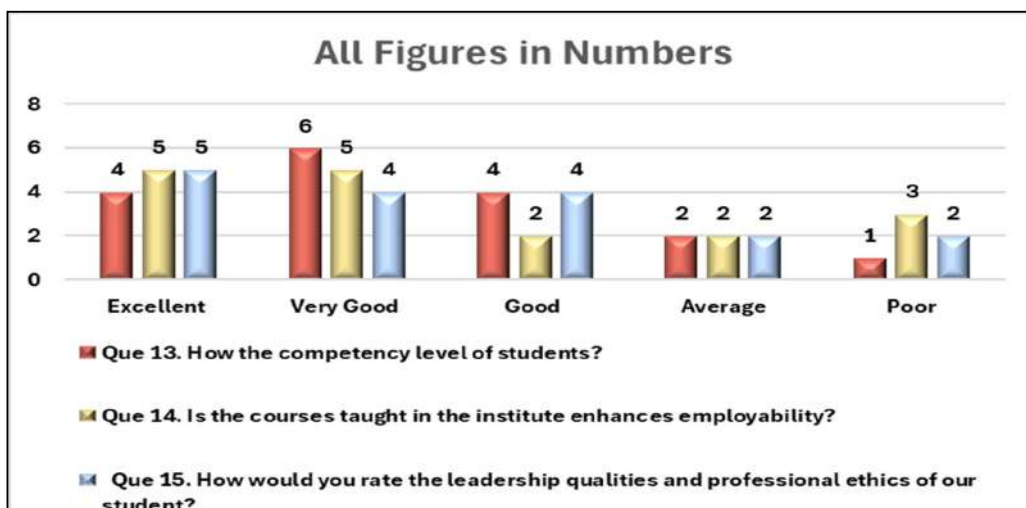
- More than 75 % of employees noted that the course designed is not as per the industrial needs.
- More than 75 % of employers noted that the course under this program is not as per the expectation of recruiters.
- More than 80 % of employers noted that appointed candidates can adopt pristine environment Fastly.



- More than 70 % of employers founds that students has a mesurable skills to handle the situations in industry.
- More than 70 % of noted positive feedback on the employee using technology and workplace equipments.
- More than 75 % of employees noted that the course designed is not as per the industrial needs.

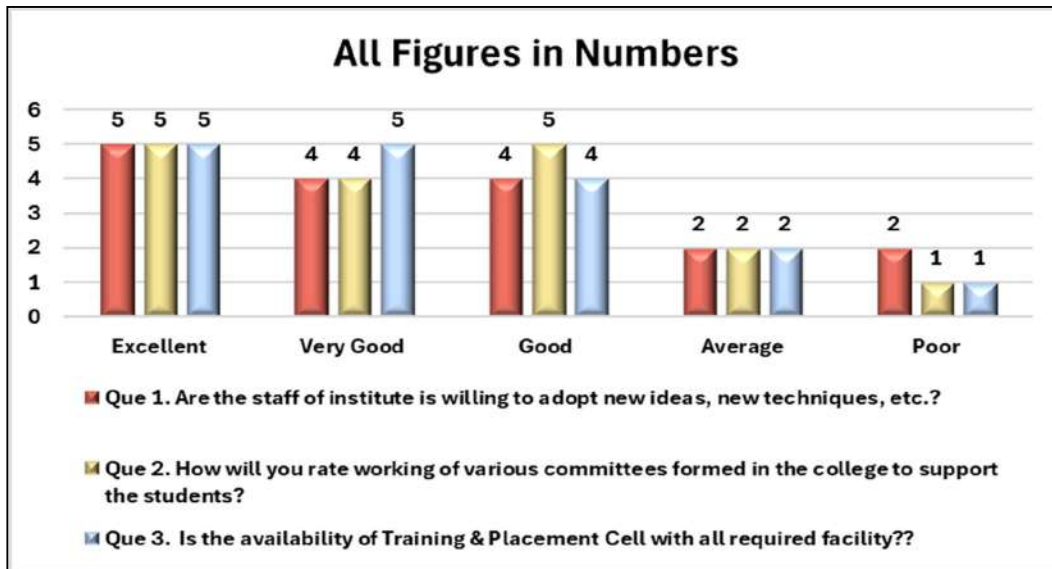


- The curriculum designed by university is not responsible to fulfilling the gap between industry and academia as per the point of view of almost all the employers.
- More than 80 % of employers noted positive response on the support of institute to conduct free placements training and drive.
- 70 % of employers are agreed upon the syllabus is effective in developing innovative thinking.

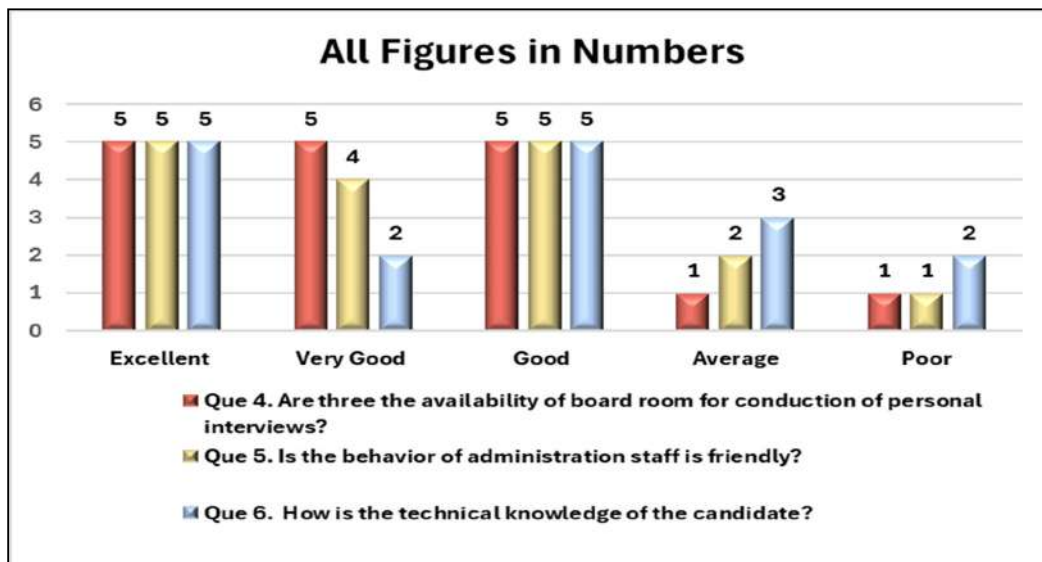


- From the view of more than 80 % of employers the students have an exceptionally good competency level.
- More than 50 % of employers noted that the course taught in the institute does not enhance employability.
- More than 85 % of employers noted positive feedback on the leadership qualities and professional ethics of students.

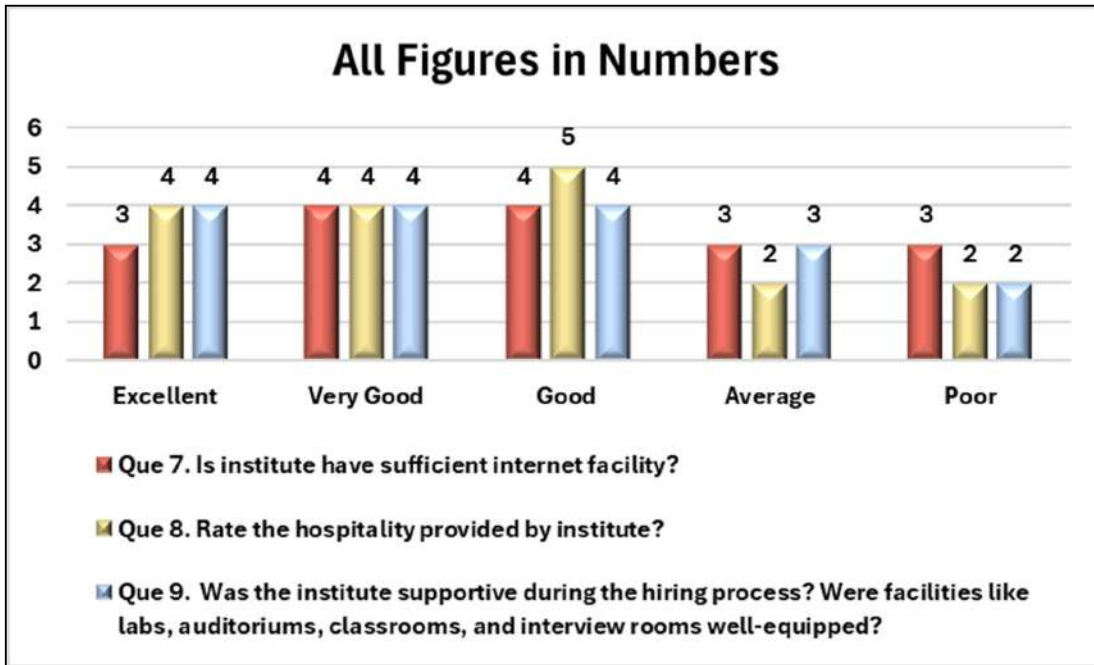
❖ **Employer's Feedback Analysis on Ambience of the institute: -**



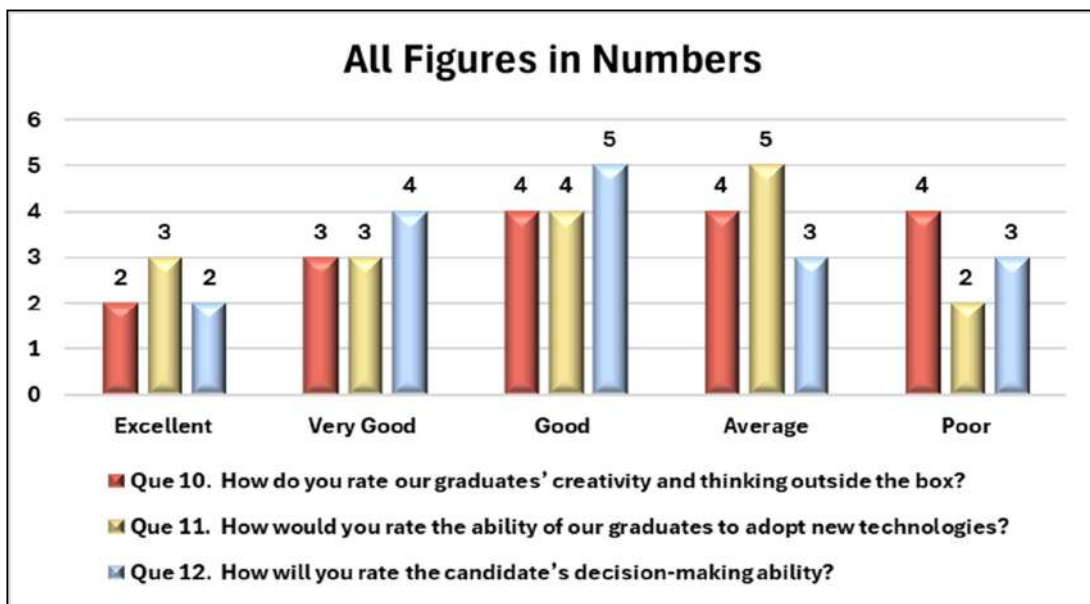
- From the feedback it is analyzed 70 % of employers noted that the staff of the institute is willing to adopt innovative ideas and new techniques.
- More than 80 % of employers like the work of committees formed in college to support students.
- More than 60 % of employers noted that the institute is lacking training and placement cell.



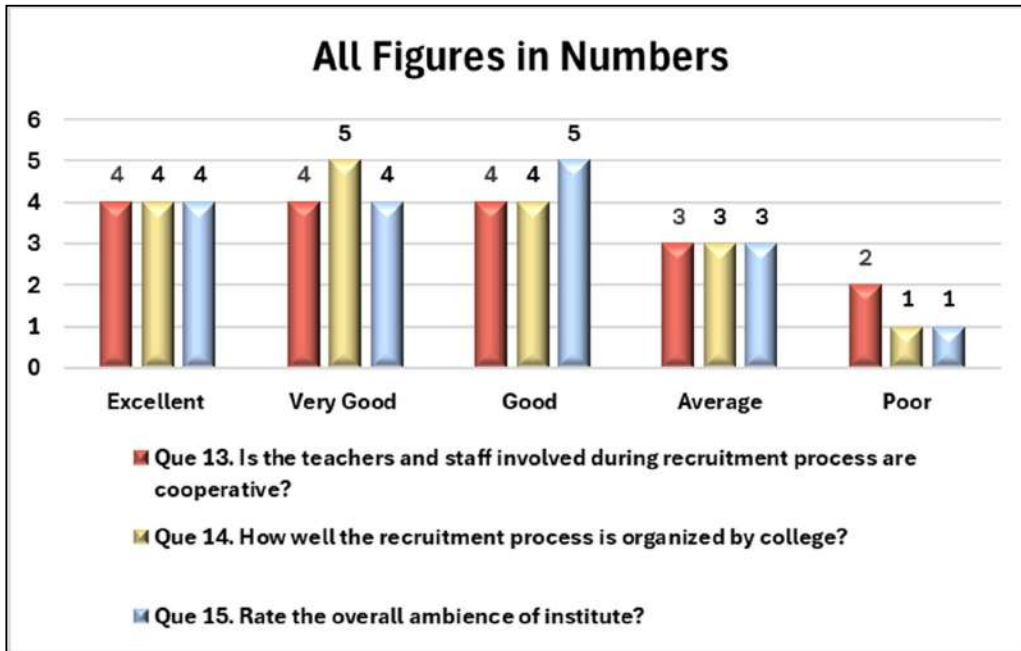
- All most all employers agreed upon that the college have the board room to conduct personal interviews of students.
- More than 90 % of employers are happy on the behaviour of the supporting staff.
- More than 80 % of employers noted positive feedback on technical knowlodge of students



- As per more than 60 % of employers the institute does not have sufficient internet facility.
- More than 50 % employers noted negative feedback on hospility provided by institute.
- More than 55 % of employers it is observed that staff is not so supportive dring drive.



- From the view of 60 % of employers the student does not think creatively.
- As per 60 % of employers the ability of students to adopt innovative technology is extremely poor.
- As per the view of more than 60 % of employers' students have less decision-making ability.



- More than 30 % of employers it is observed that staff is not so supportive during drive.
- The organisation of the college for placement drives seems to be poor as per the view of 50% of employers.
- Employers rated ambience of institute to be good.

Above all is the feedback analysis of all the stakeholders like Students, Teachers, Parents, Alumni and Employers. Qualitative statements on a five-point agreement scale were used to study feedback, in which Excellent is scored as 5, Very Good as 4, Good as 3, Average as 2 and Poor as 1. The summative analysis of all these reports is taken for the consideration of an action plan.

- ✓ As per the analysis of the students it is seen that the teaching learning method adopted by teachers is not up to the mark of the students. Because all the teachers follow board and chalk teaching methods.
- ✓ The students are not satisfy with curriculum-based research activities are implemented in the college.
- ✓ The analysis of the report shows that the students are not happy with the evaluation process carried out during Covid, since it is online MCQ.
- ✓ It is seen from the feedback analysis report that the parents are not satisfied with the curriculum with respect to self-employability.
- ✓ As part of academic ambience, the toilets in the college are not sufficient with respect to the strength of students.
- ✓ From the point of view of alumni and employer it is seen that curriculum is not designed as per the industry needs.
- ✓ From the analysis of parents feedback it is seen that most of the parents are not happy with the nature of administrative staff during admission and other processes of college.
- ✓ As per the analysis of Employer feedback the employer founds that courses under the program are not as par the expectation of the recruiter.
- ✓ As per the analysis of Employer feedback the employer is not satisfied with the hospitality provided during campus drive.
- ✓ Teachers are not satisfied with the staff recruitment as per the ratio of the students.