



R. C. Patel Educational Trust's  
**R. C. Patel Arts, Commerce and Science College**  
Shirpur-425405, Karvand Naka, Dist.- Dhule (Maharashtra)  
E-mail - principal@repasc.ac.in

**Affiliated to: K. B. C. North Maharashtra University, Jalgaon-425001**

## **Self Study Report (SSR): 2024 (4<sup>th</sup> Cycle)**



**Criteria - 2**  
**Teaching- Learning and Evaluation**

**Key Indicator - 2.6**  
**Student Performance and Learning Outcome**



**Metric No. - 2.6.3 (QnM)**  
**Pass percentage of Students during last five years (excluding backlog students)**

**Submitted to**  
**National Assessment and Accreditation Council, Bangalore**



R. C. Patel Educational Trust's

**R. C. Patel Arts, Commerce and Science College**

Karvand Naka, Shirpur 425405, Dist - Dhule, Maharashtra

☎: (02563) 299328

E-mail: principal@rcpasc.ac.in

**President**

Hon. Bhupeshbhai Patel

**Principal**

Dr. D. R. Patil

**Date:** 15/06/2024

## Declaration

This is to declare that, the information, reports, true copies of the supporting documents, numerical data etc. submitted in these files is verified by Internal Quality Assurance Cell (IQAC) and it is correct as per the office record.

This declaration is for the purpose of NAAC accreditation of the HEI for the 4<sup>th</sup> cycle assessment period 2018-19 to 2022-23.

**Place:** Shirpur

**Date:** 15/06/2024

**Dr. Sandip P. Patil**

**IQAC Co-ordinator**

**IQAC Coordinator**

R. C. Patel Educational Trust's

R. C. Patel Arts, Commerce and Science College

Shirpur, Dist.-Dhule (M.S.) 425405



**Dr. D. R. Patil**

**IQAC Chairman & Principal**

**PRINCIPAL**

R. C. Patel Educational Trust's

R. C. Patel Arts, Commerce and Science College

Shirpur, Dist.-Dhule (M.S.) 425405

R. C. Patel Education Trust's  
**R. C. Patel Arts, Commerce & Science College, Shirpur**  
*Department of Marathi*  
**Examination Result 2018-19**


Class: TYBA

**Grade wise Result**

Class	Subject	Total	Appear	O	A+	A	B+	B	C	P	Absent	Result Declared	Pass	Fail	Percentage
TYBA	MAR(G-3)	39	38	10	06	08	08	--	--	--	02	38	32	04	84.21
	MAR(S-3)	08	08	04	02	01	--	--	--	--	00	08	07	01	87.50%
	MAR(S-4)	08	08	03	03	02					00	08	07	01	87.50%

Class	Appeared	Absent/Reserve	Pass	Fail	Total	% Result
TYBA	08	01	07	01	08	87.50%

First Three Students					
Sr. No.	Name	CGPA	% Marks	University Rank	College Rank
1.	Badgujar Vidya Bharat	--	78.30	--	1 <sup>st</sup>
2.	Pawara Bhagshri Madan	--	74.52	--	2 <sup>nd</sup>
3.	Pawara Asha Sukharam	--	62.40	--	3 <sup>rd</sup>

  
**Dr. D. R. Patil**  
(Principal)



  
**Head**  
Dept. of Marathi  
R.C. Patel Arts, Com. & Science College  
Shirpur.

**Head, Department of Marathi**

R. C. Patel Education Trust's  
**R. C. Patel Arts, Commerce & Science College, Shirpur**  
*Department of Marathi*  
**Examination Result 2019-20**


Class: TYBA

**Grade wise Result**


Class	Subject	Total	Appear	O	A+	A	B+	B	C	P	Absent	Result Declared	Pass	Fail	Percentage
TYBA	MAR(G-3)	34	32	28	01	03	--	--	--	--	02	32	32	00	100
	MAR(S-3)	09	08	06	01	--	--	--	--	--	01	08	07	01	87.05
	MAR(S-4)	09	09	06	01	--	01	--	--	--	01	09	08	00	100

Class	Appeared	Absent/Reserve	Pass	Fail	Total	% Result
TYBA	09	08	07	01	08	88.00

First Three Students					
Sr. No.	Name	CGPA	% Marks	University Rank	College Rank
1	Deshmukh Rupali Mangalsing	8.88	--	--	1 <sup>st</sup>
2	Patle Aakash Rasha	8.71	--	--	2 <sup>nd</sup>
3	Chaudhari Amol Vijay	8.67	--	--	3 <sup>rd</sup>

  
**Dr. D. R. Patil**  
(Principal)



  
**Head**  
Dept. of Marathi  
R.C. Patel Arts, Com. & Science College  
Shirpur.  
**Head, Department of Marathi**

R. C. Patel Education Trust's  
**R. C. Patel Arts, Commerce & Science College, Shirpur**  
 Department of Marathi  
 Examination Result 2020-21


Class: TYBA

**Grade wise Result**

Class	Subject	Total	Appear	O	A+	A	B+	B	C	P	Absent	Result Declared	Pass	Fail	Percentage
TYBA	MAR(DSC)	45	40	16	13	08	--	--	--	--	05	40	32	03	92.50
	MAR(DSE)	15	13	04	04	01	--	--	--	--	02	13	09	02	84.62
	MAR(DSE)	15	14	05	03	05	--	--	--	--	01	14	12	01	92.85
	MAR(GE)	70	70	55	05	01	--	--	--	--	05	70	61	04	93.85
	MAR(MIL)	77	77	45	07	13	--	--	--	--	08	77	65	04	94.12
	MAR(SEC)	15	11	02	04	03						04	11	09	02

Class	Appeared	Absent/Reserve	Pass	Fail	Total	% Result
TYBA	15	03	09	03	15	75%

First Three Students					
Sr. No.	Name	CGPA	% Marks	University Rank	College Rank
1	Valvi Suman Baliiji	9.34	--	--	1 <sup>st</sup>
2	Pawara Sapana Bansilal	9.03	--	--	2 <sup>nd</sup>
3	Pawara Yashwant Punamchand	8.83	--	--	3 <sup>rd</sup>

  
**Dr. D. R. Patil**  
 (Principal)



  
**Head**  
 Dept. of Marathi  
 R.C. Patel Arts, Com. & Science College  
 Shirpur.

**Head, Department of Marathi**

R. C. Patel Education Trust's  
**R. C. Patel Arts, Commerce & Science College, Shirpur**  
 Department of Marathi  
 Examination Result 2021-22


Class: TYBA

**Grade wise Result**

Class	Subject	Total	Appear	O	A+	A	B+	B	C	P	Absent	Result Declared	Pass	Fail	Percentage
TYBA	MAR(DSC)	30	28	18	05	05	--	--	--	--	00	28	28	00	100
	MAR(DSE)	10	10	04	03	03	--	--	--	--	00	10	10	00	100
	MAR(DSE)	10	10	04	02	02	01	01	--	--	00	10	10	00	100
	MAR(GE)	47	46	12	14	14	04	--	--	--	02	46	42	02	95.65
	MAR(MIL)	54	52	13	13	11	08	--	--	--	03	52	46	03	96.13
	MAR(SEC)	10	10	4	3	3	--	--	--	--	00	10	10	00	100

Class	Appeared	Absent/Reserve	Pass	Fail	Total	% Result
TYBA	10	00	10	00	10	100

First Three Students					
Sr. No.	Name	CGPA	% Marks	University Rank	College Rank
1	Pawara Mohan Debrya	8.35	--	--	1 <sup>st</sup>
2	Pawara Jatilal Sanjay	8.26	--	--	2 <sup>nd</sup>
3	Borase Chetan Gajanan	8.23	--	--	3 <sup>rd</sup>

  
**Dr. D. R. Patil**  
 (Principal)



  
**Head**  
 Dept. of Marathi  
 R.C. Patel Arts, Com. & Science College  
 Shirpur.  
**Head, Department of Marathi**

R. C. Patel Education Trust's  
**R. C. Patel Arts, Commerce & Science College, Shirpur**  
 Department of Marathi  
**Examination Result 2022-23**

Class: TYBA


**Grade wise Result**

Class	Subject	Total	Appear	O	A+	A	B+	B	C	P	Absent	Result Declared	Pass	Fail	Percentage
TYBA	MAR(DSC)	32	31	02	09	08	03	02	--	--	03	31	24	04	85.71%
	MAR(DSE)	08	08	01	01	03	01	01	--	--	00	08	07	01	87.50
	MAR(DSE)	08	08	01	02	02	01	01	--	--	00	08	07	01	87.50
	MAR(GE)	48	45	03	13	14	03	03	02	--	03	45	38	04	90.47
	MAR(MIL)	36	34	02	09	11	03	01	--	--	03	34	26	05	89.65
	MAR(SEC)	08		01	01	02	02	01	--	--	00	08	07	01	87.50

Class	Appeared	Absent/Reserve	Pass	Fail	Total	% Result
TYBA	08	00	07	01	08	87.50 %

**First Three Students**

Sr. No.	Name	CGPA	% Marks	University Rank	College Rank
1	Mali Kavita Bharat	9.01	77.15	-	1 <sup>st</sup>
2	Pawara Gopal Shripad	8.45	--	-	2 <sup>nd</sup>
3	Johari Shubhangi Mukeshsing	8.38	--	--	3 <sup>rd</sup>

  
**Dr. D. R. Patil**  
 (Principal)



  
**Head**  
 Dept. of Marathi  
 R.C. Patel Arts, Com. & Science College  
 Shirpur.  
**Head, Department of Marathi**

R. C. Patel Education Trust's  
**R. C. Patel Arts, Commerce & Science College, Shirpur**  
*Department of Hindi*  
**Examination Result 2018-19**


Class: TYBA

**Grade wise Result**

Class	Sub	Total	O	A+	A	B+	B	C+	C	Absent	Result Declared	Pass	F	Percentage
T.Y.B.A	Hindi G3	33	05	12	10	01	01	02	01	01	33	33	00	100.00
	Hindi S3	09	03	01	02	02	00	00	00	01	09	09	00	100.00
	Hindi S4	09	00	03	03	01	01	01	00	00	09	09	00	100.00

Class	Appeared	Absent/Reserve	Pass	Fail	Total	% Result
TYBA	09	00	09	00	09	100.00

Topper Students					
Sr. No.	Name	CGPA	% Marks	University Rank	College Rank
1.	Thorath Sagar Jitendra	--	72.23	--	1 <sup>st</sup>
2.	Pawara Dilwarsing Budha	--	70.50	--	2 <sup>nd</sup>
3.	Pawara Vishal Bhikala	--	68.15	--	3 <sup>rd</sup>

  
**Dr. D. R. Patil**  
(Principal)



  
Head, Department of Hindi



R. C. Patel Education Trust's  
**R. C. Patel Arts, Commerce & Science College, Shirpur**  
*Department of Hindi*  
**Examination Result 2019-20**


Class: TYBA

**Grade wise Result**

Class	Sub	Total	O	A+	A	B+	B	C+	C	Absent	Result Declared	Pass	F	Percentage
T.Y.B.A	Hindi G3	23	16	01	02	00	00	00	00	04	23	23	00	100.00
	Hindi S3	13	03	02	03	00	00	00	00	05	13	13	00	100.00
	Hindi S4	13	02	02	05	00	00	00	00	04	13	13	00	100.00

Class	Appeared	Absent/Reserve	Pass	Fail	Total	% Result
TYBA	13	00	13	00	13	100.00

Topper Students					
Sr. No.	Name	CGPA	% Marks	University Rank	College Rank
1.	Girase Harpalsing Bharatsing	8.08	70.67	--	1 <sup>st</sup>
2.	Jadhav Jyoti Mamraj	8.04	67.29	--	2 <sup>nd</sup>
3.	Pawara Dasharath Shiva	7.96	65.54	--	3 <sup>rd</sup>

  
**Dr. D. R. Patil**  
(Principal)



  
Head, Department of Hindi

R. C. Patel Education Trust's  
**R. C. Patel Arts, Commerce & Science College, Shirpur**  
 Department of Hindi  
**Examination Result 2020-21**

Class: TYBA


**Grade wise Result**

Class	Sub	Total	O	A+	A	B+	B	C+	Res	Absent	Result Declared	Pass	F	Percentage
T.Y.B.A	Hindi G3	40	26	04	06	02	00	00	00	01	39	39	01	97.50
	Hindi S3	17	10	02	03	00	00	00	00	01	16	16	01	94.12
	Hindi S4	17	04	05	06	01	00	00	00	00	16	16	01	94.12
	Hindi - MIL	51	34	05	08	02	00	00	00	02	51	51	00	100.00
	Hindi SEC	17	10	04	02	00	00	00	00	01	16	16	00	100.00
	Hindi- Generic	41	15	07	10	06	00	00	0	03	41	41	00	100.00

Class	Appeared	Absent/Reserve	Pass	Fail	Total	% Result
TYBA	17	01	16	01	16	94.12

**Topper Students**

Sr. No.	Name	CGPA	% Marks	University Rank	College Rank
1.	Jadhav Priyanka Jawansing	9.42	--	--	1 <sup>st</sup>
2.	Sonar Trupti Kashinath	9.42	--	--	2 <sup>nd</sup>
3.	Girase Ritabai Gorakhasing	9.25	--	--	3 <sup>rd</sup>

  
**Dr. D. R. Patil**  
 (Principal)



  
 Head, Department of Hindi

R. C. Patel Education Trust's  
**R. C. Patel Arts, Commerce & Science College, Shirpur**  
 Department of Hindi  
**Examination Result 2021-22**

Class: TYBA


**Grade wise Result**

Class	Sub	Total	O	A+	A	B+	B	C+	Res	Absent	Result Declared	Pass	F	Percentage
T.Y.B.A	Hindi G3	51	16	09	19	03	00	00	00	01	48	48	03	94.12
	Hindi S3	18	06	09	02	00	00	00	00	01	18	18	00	100.00
	Hindi S4	18	03	07	07	00	00	00	00	01	18	18	00	100.00
	Hindi - MIL	59	05	27	19	02	00	00	00	02	55	55	04	100.00
	Hindi SEC	18	03	09	05	00	00	00	00	01	18	18	00	100.00
	Hindi- Generic	55	09	23	15	04	00	00	00	00	03	54	54	01

Class	Appeared	Absent/Reserve	Pass	Fail	Total	% Result
TYBA	18	00	15	03	18	83.33

**Topper Students**

Sr. No.	Name	CGPA	% Marks	University Rank	College Rank
1.	Nayak Shivani Govardhan	8.96	--	--	1 <sup>st</sup>
2.	Patil Rajeshwari Motiram	8.42	--	--	2 <sup>nd</sup>
3.	Shete Radhika Sanjay	7.97	--	--	3 <sup>rd</sup>

  
**Dr. D. R. Patil**  
 (Principal)



  
 Head, Department of Hindi

R. C. Patel Education Trust's  
**R. C. Patel Arts, Commerce & Science College, Shirpur**  
Department of Hindi  
Examination Result 2022-23

Class: TYBA


**Grade wise Result**

Class	Sub	Total	O	A+	A	B+	B	C+	Res	Absent	Result Declared	Pass	F	Percentage
T.Y.B.A	Hindi G3	16	03	01	10	01	00	00	0	00	15	15	01	93.75
	Hindi S3	14	01	03	06	02	00	00	00	00	12	12	02	94.12
	Hindi S4	14	01	05	04	02	00	00	00	00	12	12	02	85.71
	Hindi - MIL	36	02	12	07	09	00	00	00	02	32	32	04	63.88
	Hindi SEC	14	02	02	05	02	00	00	00	00	11	11	03	78.57
	Hindi- Generic	28	04	06	12	04	00	00	00	00	26	26	02	92.86

Class	Appeared	Absent/Reserve	Pass	Fail	Total	% Result
TYBA	14	02	12	02	14	85.71

**Topper Students**

Sr. No.	Name	CGPA	% Marks	University Rank	College Rank
1.	Koli Kajal Ravindra	9.01	--	--	1 <sup>st</sup>
2.	Savade Jayshree Ekanath	8.92	--	--	2 <sup>nd</sup>
3.	Pawara Yogesh Tikha	8.25	--	--	3 <sup>rd</sup>

  
**Dr. D. R. Patil**  
(Principal)



  
Head, Department of Hindi

R. C. Patel Education Trust's  
**R. C. Patel Arts, Commerce & Science College, Shirpur**  
 Department of English  
**Examination Result 2018-19**


Class: B.A.

**Grade wise Result**

Class	Sub	Total	O	A+	A	B+	B	C	P	Absent	Result Declared	Pass	F	Percentage
T.Y.B.A.	Comp. English	70	--	4	19	22	11	2	--	2	58	58	10	82.85
	English SIII	14	1	3	7	1	-	-	-	-	14	12	2	85.71
	English SIV	14	--	1	7	3	--	--	--	--	14	11	3	78.57
	English GIII	14	1	2	6	2	2	-	-	-	14	13	1	92.85

Class	Appeared	Absent/Reserve	Pass	Fail	Total	% Result
TYBA	14	00	11	03	14	78.57

Toppers Students					
Sr. No.	Name	CGPA	% Marks	University Rank	College Rank
1.	Tejaswini N. Sonawane-	8.67	72	--	I
2.	Patil Kamini V.	8.58	71.42	--	II
3.	Patil Shital K.	8.50	70	--	III

  
**Dr. D. R. Patil**  
 (Principal)





**Head, Department of English**


**Examination Result 2019-20**  
**Grade wise Result**

Class: B.A.


Class	Sub	Total	O	A+	A	B+	B	C	P	Absent	Result Declared	Pass	F	Percentage
T.Y.B.A.	Comp. English	84	44	13	08	08	05	04	--	02	80	80	04	95
	English DSE 1 SIII	15	09	04	--	02	--	--	--	--	15	15	--	100
	English DSE2 SIV	15	02	03	07	03	--	--	--	--	15	15	--	100
	English DSC GIII	15	12	01	01					01		14		100

Class	Appeared	Absent/Reserve	Pass	Fail	Total	% Result
TYBA	15	00	14	01	15	98.33

First Five Students					
Sr. No.	Name	CGPA/ TGP	% Marks	University Rank	College Rank
1.	Chaudhari Mayur Santosh	9.00	74.96	--	I
2.	Rajput Punam Ajabsing	8.96	76	--	II
3.	Pawara Anil Rajaram	8.96	74.21	--	III
4.	Patil Sandip Ramesh	8.75	73.29	--	IV

  
**Dr. D. R. Patil**  
(Principal)



  
**Head, Department of English**

R. C. Patel Education Trust's  
**R. C. Patel Arts, Commerce & Science College, Shirpur**  
 Department of English  
**Examination Result 2020-21**

Class: B.A.

**Grade wise Result**

Class	Sub	Total	O	A+	A	B+	B	C	P	Absent	Result Declared	Pass	F	Percentage
<b>T.Y.B.A.</b>	Comp. English	109	25	25	30	14	03	--	--	02	109	97	10	88.99
	English DSE 1 SIII	18	12	03	02	--	--	--	--	--	18	17	01	94.44
	English DSE 2 SIV	18	14	01	02	01	--	--	--	--	18	18	--	100
	English DSC GIII	18	17	--	01	--	--	--	--	--	18	18	--	100
	English SEC	18	13	01	02	--	--	--	--	--	18	16	02	88.88

Class	Appeared	Absent/Reserve	Pass	Fail	Total	% Result
TYBA	18	00	16	02	18	88.88

**First Five Students**

Sr. No.	Name	CGPA	% Marks	University Rank	College Rank
1.	Dabhade Kavita Ramsing	9.72	87.86	--	I
2.	Vasave Anjali Shankar	9.70	87	--	II
3.	More Dipak Pandit	9.48	84.53	--	III

*Deatil*

**Dr. D. R. Patil**  
(Principal)



*Bhonor*

**Head, Department of English**

R. C. Patel Education Trust's  
**R. C. Patel Arts, Commerce & Science College, Shirpur**  
 Department of English  
**Examination Result 2021-22**

Class: B.A.


**Grade wise Result**

Class	Sub	Total	O	A+	A	B+	B	C	P	Absent	Result Declared	Pass	F	Percentage
<b>T.Y.B.A.</b>	Comp. English	117	8	29	39	17	-	-	-	04	117	93	24	79.78
	English DSE 1 SIII	22	05	09	02	-	-	-	-	-	22	16	06	72.72
	English DSE 2 SIV	22	01	07	10	--	--	-	-	-	22	18	04	81.81
	English DSC GIII	22	-	09	09	-	-	-	-	-	22	18	04	81.81
	English SEC	22	-	04	10	1	-	-	-	-	22	15	07	68.18

Class	Appeared	Absent/Reserve	Pass	Fail	Total	% Result
TYBA	22	00	15	07	22	68.18

**First Five Students**

Sr. No.	Name	CGPA	% Marks	University Rank	College Rank
1.	Koli Nikita Prakash	9.54	83	--	I
2.	Gaikwad Jyoti Ashok	9.37	80	--	II
3.	Pawara Mangalsing Surmal	9.27	79.04	--	III

  
**Dr. D. R. Patil**  
 (Principal)





**Head, Department of English**



R. C. Patel Education Trust's  
**R. C. Patel Arts, Commerce & Science College, Shirpur**  
 Department of English  
**Examination Result 2022-23**


Class: B.A.

**Grade wise Result**

Class	Sub	Total	O	A+	A	B+	B	C	P	Absent	Result Declared	Pass	F	Percentage
T.Y.B.A.	Comp. English	68	02	04	16	11	06	03	--	07	68	49	19	68.85
	English DSE 1 SIII	18	01	01	05	08	02	--	--	--	18	17	01	94.44
	English DSE 2 SIV	18	01	04	08	05	--	--	--	--	18	18	--	100
	English DSC GIII	18	--	03	08	06	--	--	--	--	18	17	01	94.44
	English SEC	18	01	04	07	02	--	--	--	--	18	14	04	77.77

Class	Appeared	Absent/Reserve	Pass	Fail	Total	% Result
TYBA	18	00	15	04	18	77.77

First Five Students					
Sr. No.	Name	CGPA	% Marks	University Rank	College Rank
1.	Pawara Balaji Sahebrao	9.83	84	II	I
2.	Jadhav Hemangi Udayji	9.51	83.25	--	II
3.	Gujar Rohan Ramesh	9.36	80.94	--	III

  
**Dr. D. R. Patil**  
 (Principal)



  
**Head, Department of English**

R. C. Patel Education Trust's  
**R. C. Patel Arts, Commerce & Science College, Shirpur**  
 Department of History  
 Examination Result 2018-19

Class: T.Y.B.A.

**Grade wise Result**

Class	Sub	Total	O	A+	A	B+	B	C	P	Absent	Result Declared	Pass	F	Percentage
T.Y.B.A	HIS-361	51	07	06	22	02	00	00	00	08	41	37	04	90.24
	HIS-362B	40	06	09	12	04	03	00	00	00	37	34	03	91.89
	HIS-363	40	11	15	09	00	00	00	00	01	37	37	00	100


Class	Appeared	Absent/Reserve	Pass	Fail	Total	% Result
T.Y.B.A.	40	03	34	03	40	91.89

**Topper Students**

Sr. No.	Name	CGPA	% Marks	University Rank	College Rank
1.	Rathod Shubham Ravindra	9.63	81.92	1 <sup>st</sup> (Gold Medalist)	1 <sup>st</sup>
2.	Bhil Mangal Girdhar	9.46	80.21	–	2 <sup>nd</sup>
3.	Deore Tarun Dilip	9.17	76.25	–	3 <sup>rd</sup>
4.	Mali Durgesh Madhukar	9.04	76.00	–	4 <sup>th</sup>



**Dr. D. R. Patil**  
(Principal)





Head, Department of History

**R. C. Patel Arts, Commerce & Science College, Shirpur**  
**Department of History**  
**Examination Result 2019-20**

Class: T.Y.B.A.

**Grade wise Result**


Class	Sub	Total	O	A+	A	B+	B	C	P	Absent	Result Declared	Pass	F	Percentage
T.Y.B.A	HIS-361	34	27	03	01	00	01	00	00	01	32	32	00	100
	HIS-362B	23	10	04	07	01	00	00	00	00	22	22	00	100
	HIS-363	23	20	01	01	00	00	00	00	00	22	22	00	100

Class	Appeared	Absent/Reserve	Pass	Fail	Total	% Result
T.Y.B.A.	23	01	22	00	23	100%

Topper Students					
Sr. No.	Name	CGPA	% Marks	University Rank	College Rank
1.	Pawara Manisha Battarsing	9.54	83.13%	-	-
2.	Padvi Savitri Bhima	9.54	81.96%	-	-
3.	Chavan Harshdeep Sanjay	9.29	81.17%	-	-



Head, Department of History

  
**Dr. D. R. Patil**  
(Principal)



R. C. Patel Education Trust's  
**R. C. Patel Arts, Commerce & Science College, Shirpur**  
 Department of History  
 Examination Result 2020-21

Class: T.Y.B.A.

**Grade wise Result**

Class	Sub	Total	O	A+	A	B+	B	C	P	Absent	Result Declared	Pass	F	Percentage
T.Y.B.A	HIS-361	61	41	08	05	00	00	00	00	03	54	54	00	100%
	HIS-362	40	22	07	03	01	00	00	00	03	33	33	00	100%
	HIS-363	40	25	05	03	01	00	00	00	02	34	34	00	100%
	SEC HIS-364	40	23	08	02	00	00	00	00	04	33	33	00	100%


Class	Appeared	Absent/Reserve	Pass	Fail	Total	% Result
T.Y.B.A.	40	07	33	00	40	100

**Topper Students**

Sr. No.	Name	CGPA	% Marks	University Rank	College Rank
1.	Pawara Ravina Bhaya	9.51	--	--	1
2.	Banjara Aakash Gajesing	9.41	--	--	2
3.	Thakare Rakesh Madhavrao	9.35	--	--	3



Head, Department of History

  
**Dr. D. R. Patil**  
 (Principal)



R. C. Patel Education Trust's  
**R. C. Patel Arts, Commerce & Science College, Shirpur**  
*Department of History*  
**Examination Result 2021-22**

Class: T.Y.B.A.


**Grade wise Result**

Class	Sub	Total	O	A+	A	B+	B	C	P	Absent	Result Declared	Pass	F	Percentage
T.Y.B.A	His-361	68	26	20	14	02	00	00	00	04	62	58	04	93.54
	His362	49	21	18	07	01	00	00	00	01	48	47	01	95.83
	His363	49	23	16	09	00	00	00	00	01	48	48	00	100
	SEC-His-364	49	20	19	08	01	00	00	00	01	48	47	01	95.83

Class	Appeared	Absent/Reserve	Pass	Fail	Total	% Result
T.Y.B.A.	49	01	47	01	49	95.83

Topper Students					
Sr. No.	Name	CGPA	% Marks	University Rank	College Rank
1.	Pawar Gautam Arjun	9.55	81.15	–	–
2.	Thorat Komal kailas	9.46	81.54	–	–
3.	Pawara nikita Arjun	9.53	81.15	–	–



  
**Dr. D. R. Patil**  
(Principal)



Head, Department of History

R. C. Patel Education Trust's  
**R. C. Patel Arts, Commerce & Science College, Shirpur**  
*Department of History*  
**Examination Result 2022-23**

Class: T.Y.B.A.


**Grade wise Result**

Class	Sub	Total	O	A+	A	B+	B	C	P	Absent	Result Declared	Pass	F	Percentage
T.Y.B.A	HIS-361	37	05	05	18	02	00	00	00	01	34	30	04	88.23%
	HIS-362	20	07	06	04	00	00	00	00	01	18	18	00	100%
	HIS-363	20	05	07	06	00	00	00	00	01	18	18	00	100%
	SEC HIS-364	20	10	05	03	00	00	00	00	01	18	18	00	100%

Class	Appeared	Absent/Reserve	Pass	Fail	Total	% Result
T.Y.B.A.	20	02	18	00	20	100%

Topper Students					
Sr. No.	Name	CGPA	% Marks	University Rank	College Rank
1.	Lidiya Bharat Gopi	9.32	80.03%	-	-
2.	Pawara Yogesh Motiram	9.33	79.42%	-	-
3.	Pawara Rameshwar Gandya	9.21	79.04%	-	-



  
**Dr. D. R. Patil**  
(Principal)



**Head, Department of History**

R. C. Patel Education Trust's  
**R. C. Patel Arts, Commerce & Science College, Shirpur**  
*Department of Geography*  
**Examination Result 2018-19**

Class: TYBA


**Grade wise Result**

Class	Sub	Total	O	A+	A	B+	B	C	P	Absent	Result Declared	Pass	F	Percentage
T.Y.B A	G - 3 (I)	18	3	1	2	5	5	2	17	00	Pass	17	01	94.11
	G-3(I)	13	4	2	2	1	1	3	13	00	Pass	12	01	92.30
	S-3(I)	13	2	2	1	1	3	4	13	00	Pass	12	01	92.30
	S-3(I)	13	4	3	1	3	2	0	13	00	Pass	12	01	92.30
	S-4	13	5	2	2	1	3	0	13	00	Pass	12	01	92.30

Class	Appeared	Absent/Reserve	Pass	Fail	Total	% Result
TYBA	13	01	12	00	12	92.30

**Topper Students**

Sr. No.	Name	CGPA	% Marks	University Rank	College Rank
1.	Walunjakar Ashok Vasant	8.75	72.42	No	NO
2.	Pawara Ranjita Kabala	8.22	71.23	NO	NO
3.	Pawara Arjun Farangya	7.40	70.38	NO	NO

  
**Dr. D. R. Patil**  
 (Principal)



  
 Head, Department of Geography

R. C. Patel Education Trust's  
**R. C. Patel Arts, Commerce & Science College, Shirpur**  
 Department of Geography  
**Examination Result 2019-20**

Class: TYBA

**Grade wise Result**

Class	Sub	Total	O	A+	A	B+	B	C	P	Absent	Result Declared	Pass	F	Percentage
T.Y.B A	G - 3 (I)	19	4	2	2	4	5	2	19	00	100	18	01	94.73
	G-3(I)	12	2	3	3	2	1	1	12	00	100	11	01	91.66
	S-3(I)	12	1	4	4	2	1	0	12	00	100	11	01	91.66
	S-3(I)	12	2	2	1	3	2	2	12	00	100	11	01	91.66
	S-4	12	6	2	1	1	2	0	12	00	100	11	01	91.66

Class	Appeared	Absent/Reserve	Pass	Fail	Total	% Result
TYBA	12	00	11	01	12	91.66

Topper Students					
Sr. No.	Name	CGPA	% Marks	University Rank	College Rank
1	Momin Sanner Shaik Samad	8.71	74.96	NO	NO
2	Pawara Rayaka Sakharam	8.71	72.42	NO	NO
3	Pawara Nansing Saheja	7.32	70.30	NO	NO



*Dr. D. R. Patil*  
**Dr. D. R. Patil**  
 (Principal)

*[Signature]*  
 Head, Department of Geography

**Head, Department of Geography**



R. C. Patel Education Trust's  
**R. C. Patel Arts, Commerce & Science College, Shirpur**  
 Department of Geography  
**Examination Result 2020-21**

Class: TYBA

**Grade wise Result**

	Sub	Total	O	A+	A	B+	B	C	P	Absent	Result Declared	Pass	F	Percentage
<b>T.Y.B A</b>	Gg.351 (G-3)	38	10	08	02	9	04	05	38	00	100	100	00	100
	Gg. 352 (S-3)	31	12	10	08	01	00	00	31	00	100	100	00	100
	Gg. 353 (S-4)	31	11	12	10	08	01	00	31	00	100	100	00	100
	Gg. 354 (SEC)	31	14	08	04	05	00	00	31	00	100	100	00	100
	Gg. 355 (GE)	31	19	10	02	00	00	00	31	00	100	100	00	100
	Gg . 361 (G-3)	38	13	07	03	07	08	00	38	00	100	100	00	100
	Gg. 362 (S-3)	31	11	01	08	04	06	01	31	00	100	100	00	100
	Gg. 363 (S-4)	31	12	02	04	02	10	03	31	00	100	100	00	100
Gg. 364 (SEC)	31	14	06	02	08	02	01	31	00	100	100	00	100	

Class	Appeared	Absent/Reserve	Pass	Fail	Total	% Result
TYBA	31	00	31	00	31	100

<b>Topper Students</b>					
Sr. No.	Name	CGPA	% Marks	University Rank	College Rank
1	More Anjali Gulab	9.97	92.47	Second	First
2	Mali Mrudula Narayan	9.65	87.00	NO	NO
3	Marathe Navanath Rajdhar	8.81	79.80	NO	NO



**Dr. D. R. Patil**  
(Principal)  
R. C. Patel Education Trust's





**Head, Department of Geography**

# R. C. Patel Arts, Commerce & Science College, Shirpur

Department of Geography  
Examination Result 2021-22

Class: TYBA

## Grade wise Result

Class	Sub	Total	O	A+	A	B+	B	C	P	Absent	Result Declared	Pass	F	Percentage
T.Y.B.A	Gg.351 (G-3)	23	02	10	08	03	00	00	23	00	23	100	00	100
	Gg. 352 (S-3)	14	04	02	04	02	06	00	14	00	14	100	00	100
	Gg. 353 (S-4)	14	06	02	02	04	00	00	14	00	14	100	00	100
	Gg. 354 (SEC)	14	05	02	05	02	00	00	14	00	14	100	00	100
	Gg. 355 (GE)	14	09	02	02	01	00	00	14	00	14	100	00	100
	Gg. 361 (G-3)	23	04	03	10	05	01	00	23	00	23	100	00	100
	Gg. 362 (S-3)	14	04	04	02	03	01	00	14	00	14	100	00	100
	Gg. 363 (S-4)	14	03	01	04	02	04	00	14	00	14	100	00	100
	Gg. 364 (SEC)	14	02	03	01	04	04	00	14	00	14	100	00	100

Class	Appeared	Absent/Reserve	Pass	Fail	Total	% Result
TYBA	14	00	14	00	14	100

Topper Students					
Sr. No.	Name	CGPA	% Marks	University Rank	College Rank
1	Koli Pravin Raghunath	9.19	79.25	NO	SECOND
2	Vasave Anwar Soma	9.01	75.44	NO	NO
3	Baisane Tushar Sanjay	8.7	70.30	NO	NO



*Dr. D. R. Patil*  
**Dr. D. R. Patil**  
(Principal)

*[Signature]*  
**Head, Department of Geography**

R. C. Patel Education Trust's  
**R. C. Patel Arts, Commerce & Science College, Shirpur**  
 Department of Geography  
**Examination Result 2022-23**

Class: TYBA

**Grade wise Result**

Class	Sub	Total	O	A+	A	B+	B	C	P	Absent	Result Declared	Pass	F	Percentage
T.Y.B A	Gg.351 (G-3)	14	03	02	03	01	05	00	14	00	100	100	00	100
	Gg. 352 (S-3)	09	04	01	01	02	01	00	09	00	100	100	00	100
	Gg. 353 (S-4)	09	03	02	03	00	01	00	09	00	100	100	00	100
	Gg. 354 (SEC)	09	02	02	01	02	02	00	09	00	100	100	00	100
	Gg. 355 (GE)	09	05	04	00	00	00	00	09	00	100	100	00	100
	Gg . 361 (G-3)	14	02	03	02	01	06	00	14	00	100	100	00	100
	Gg. 362 (S-3)	09	02	03	04	00	00	00	09	00	100	100	00	100
	Gg. 363 (S-4)	09	02	02	03	02	00	00	09	00	100	100	00	100
	Gg. 364 (SEC)	09	03	02	01	02	00	00	09	01	100	100	00	88.88

Class	Appeared	Absent/Reserve	Pass	Fail	Total	% Result
TYBA	09	00	08	01	09	88.88

Topper Students					
Sr. No.	Name	CGPA	% Marks	University Rank	College Rank
1	Pawar Gajanan Motilal	9.52	81.88	NO	FIRST
2	Bhil Shubham Vasudev	9.31	80.33	NO	NO
3	Teli Muskan Hajikadar	8.27	68.10	NO	NO



Head, Department of Geography



Dr. D. R. Patil  
(Principal)



R. C. Patel Education Trust's  
**R. C. Patel Arts, Commerce & Science College, Shirpur**  
 Department of Computer Application  
**Examination Result 2018-19**


Class: BCA

**Grade wise Result**


Class	Sub	Total	O	A+	A	B+	B	C	P	Absent	Result Declared	Pass	F	Percentage
T.Y.B.C.A	BCA 601	51	9	12	15	5	3	5	0	00	51	51	0	100
	BCA 602	51	6	7	14	8	8	4	0	00	51	50	1	98.3
	BCA 603	51	6	11	12	4	2	8	5	00	51	50	1	98.3
	BCA 604	51	8	13	12	5	8	3	0	00	51	48	3	94.11
	BCA 605	51	26	19	8	10	6	3	0	1	51	50	0	100
	BCA 606	51	18	12	0	12	3	3	0	1	51	50	0	100
	BCA 607	51	20	20	7	14	0	3	0	1	51	50	0	100

Class	Appeared	Absent/Reserve	Pass	Fail	Total	% Result
T.Y.B.C.A	51	00	45	6	51	88.23

Topper Students					
Sr. No.	Name	CGPA	% Marks	University Rank	College Rank
1.	Dhangar Darshana Bhaskar	6.00	88	--	1 <sup>st</sup>
2.	Patil Ashwini Bhatu	6.00	84.57	--	2 <sup>nd</sup>
3.	Borase Gayatri Dilip	6.00	84.43	--	3 <sup>rd</sup>

  
**Dr. D. R. Patil**  
 (Principal)



  
 Department of Computer Application

R. C. Patel Education Trust's  
**R. C. Patel Arts, Commerce & Science College, Shirpur**  
 Department of Computer Application  
**Examination Result 2019-20**

Class: BCA

**Grade wise Result**

Class	Sub	Total	O	A+	A	B+	B	C	P	Absent	Result Declared	Pass	F	Percentage
T.Y.B.C.A	BCA 601	40	15	17	4	0	0	0	0	00	36	40	00	100
	BCA 602	40	9	21	5	1	0	0	0	00	36	40	00	100
	BCA 603	40	5	10	21	0	0	0	0	00	36	40	00	100
	BCA 604	40	4	20	12	0	0	0	0	00	36	40	00	100
	BCA 605	40	21	12	3	0	0	0	0	00	36	40	00	100
	BCA 606	40	20	11	5	0	0	0	0	00	36	40	00	100
	BCA 607	40	15	10	11	0	0	0	0	00	36	40	00	100

Class	Appeared	Reserve	Pass	Fail	Total	% Result
T.Y.B.C.A	40	04	36	00	40	100

Topper Students					
Sr. No.	Name	CGPA	% Marks	University Rank	College Rank
1.	Pawar Damini Sahebrao	10	88.68	--	1 <sup>st</sup>
2.	Birari Dhananjay Pandarinath	10	86.46	--	2 <sup>nd</sup>
3.	Patil Durvesh Rajendra	10	83.96	---	3 <sup>rd</sup>



**Dr. D. R. Patil**  
(Principal)





**Department of Computer Application**

R. C. Patel Education Trust's  
**R. C. Patel Arts, Commerce & Science College, Shirpur**  
 Department of Computer Application  
 Examination Result 2020-21

Class: BCA

**Grade wise Result**

Class	Sub	Total	O	A+	A	B+	B	C	P	Absent	Result Declared	Pass	F	Percentage
T.Y.B.C.A.	BCA 601	78	77	0	0	0	0	0	0	00	77	77	0	100
	BCA 602	78	76	01	0	0	0	0	0	00	77	77	0	100
	BCA 603	78	75	02	0	0	0	0	0	00	77	77	0	100
	BCA 604	78	77	0	0	0	0	0	0	00	77	77	0	100
	BCA 605	78	37	30	9	1	0	0	0	00	77	77	0	100
	BCA 606	78	37	30	9	0	0	0	0	00	77	77	0	100
	BCA 607	78	43	29	4	0	0	0	0	00	77	77	0	100

Class	Appeared	Reserve	Pass	Fail	Total	% Result
T.Y.B.C.A	78	1	77	0	78	100

Topper Students					
Sr. No.	Name	CGPA	% Marks	University Rank	College Rank
1.	Gujar Harshada Chhotu	10	--	1st	1st
2.	Koli Ashwini Ashok	10	--	3rd	2 <sup>nd</sup>
3.	Borse Hemant onkar	9.82	--	--	3rd



**Dr. D. R. Patil**  
(Principal)





**Department of Computer Application**

R. C. Patel Education Trust's  
**R. C. Patel Arts, Commerce & Science College, Shirpur**  
 Department of Computer Application  
**Examination Result 2021-22**

Class: BCA


**Grade wise Result**

Class	Sub	Total	O	A+	A	B+	B	C	P	Absent	Result Declared	Pass	F	Percentage
T.Y.B.C.A.	BCA 601	68	61	4	0	1	0	0	0	02	68	66	00	100
	BCA 602	68	7	36	20	2	1	0	0	02	68	66	00	100
	BCA 603	68	37	24	2	2	1	0	0	02	68	66	00	100
	BCA 604	68	45	15	4	1	1	0	0	02	68	66	00	100
	BCA 605	68	61	1	2	1	1	0	0	02	68	66	00	100
	BCA 606	68	62	0	3	0	1	0	0	02	68	66	00	100
	BCA 607	68	59	5	1	0	1	0	0	02	68	66	00	100

Class	Appeared	Absent	Pass	Fail	Total	% Result
T.Y.B.C.A	68	02	66	00	68	97.05

**Topper Students**

Sr. No.	Name	CGPA	% Marks	University Rank	College Rank
1.	Magade Shubham Yuvraj	9.95	94.88%	--	1 <sup>st</sup>
2.	Mali Vishal Ravindra	9.95	90.69%	--	2 <sup>nd</sup>
3.	Patil Shreya Pramod	9.90	93.55	---	3rd

  
 K. C. Patel Edu  
**Dr. D. R. Patil**  
 (Principal)





**Department of Computer Application**

# R. C. Patel Arts, Commerce & Science College, Shirpur

Department of Computer Application

Examination Result 2022-23


Class: BCA

## Grade wise Result

Class	Sub	Total	O	A+	A	B+	B	C	P	Absent	Result Declared	Pass	F	Percentage
T.Y.B.C.A.	BCA 601	76	5	9	22	13	9	4	2	0	72	68	4	94.44
	BCA 602	76	11	11	27	11	8	3	0	0	72	71	1	98.61
	BCA 603	76	1	5	21	14	17	8	1	0	72	67	5	93.5
	BCA 604	76	4	16	23	16	4	4	0	0	72	67	5	93.5
	BCA 605	76	31	27	14	0	0	0	0	0	72	72	0	100
	BCA 606	76	48	22	2	0	0	0	0	0	72	72	0	100
	BCA 607	76	30	22	18	2	0	0	0	0	72	72	0	100

Class	Appeared	Reserve	Pass	Fail	Total	% Result
T.Y.B.C.A	76	4	67	5	76	93.05

Topper Students					
Sr. No.	Name	CGPA	% Marks	University Rank	College Rank
1.	Bhoi Ganesh Sakharan	9.83	89.10	--	1 <sup>st</sup>
2.	Gavit Amruta Gangadhar	9.76	88.64	--	2 <sup>nd</sup>
3.	Mali Nilesh Eknath	9.69	86.93	---	3rd

  
**Dr. D. R. Patil**  
(Principal)





Department of Computer Application



R. C. Patel Education Trust's  
**R. C. Patel Arts, Commerce & Science College, Shirpur**  
 Department of Computer Application  
**Examination Result 2018-19**

Class: TYBMS E-COM


**Grade wise Result**

Class	Sub	Total	O	A+	A	B+	B	C	P	Absent	Result Declared	Pass	F	Percentage
TYBMS	E6.1	20	7	8	0	0	0	0	0	0	20	15	5	75
	E6.2	20	3	5	1	2	2	0	0	0	20	13	7	65
	E6.3	20	3	5	2	3	1	0	0	0	20	16	4	80
	E6.4	20	7	5	5	0	0	0	1	0	20	17	3	85
	E6.5	20	5	10	5	0	0	0	0	0	20	20	0	100
	E6.6	20	12	8	0	0	0	0	0	0	20	20	0	100
	E6.7	20	12	8	0	0	0	0	0	0	20	20	0	100


Class	Appeared	Absent/Reserve	Pass	Fail	Total	% Result
TYBMS	20	0	17	03	20	85%

**Topper Students**

Sr. No.	Name	CGPA	% Marks	University Rank	College Rank
1.	Sayyed Uwezali Wajidali	9.43	94.3	2nd	1 <sup>st</sup>
2.	Gujarathi Yash Sanjay	9.20	92	3 <sup>rd</sup>	2nd
3.	Mahajan Pawan Govinda	8.85	88.5	-	3rd

  
**Dr. D. R. Patil**  
 (Principal)



  
**Head, Department of Computer  
 Application and Management**

R. C. Patel Education Trust's  
**R. C. Patel Arts, Commerce & Science College, Shirpur**  
 Department of Computer Application  
**Examination Result 2019-20**

Class: TYBMS E-COM

**Grade wise Result**

Class	Sub	Total	O	A+	A	B+	B	C	P	Absent	Result Declared	Pass	F	Percentage
TYBMS	E6.1	11	5	5	1	0	0	0	0	0	11	11	0	100
	E6.2	11	6	5	0	0	0	0	0	0	11	11	0	100
	E6.3	11	7	2	2	0	0	0	0	0	11	11	0	100
	E6.4	11	4	6	1	0	0	0	0	0	11	11	0	100
	E6.5	11	3	8	0	0	0	0	0	0	11	11	0	100
	E6.6	11	4	7	0	0	0	0	0	0	11	11	0	100
	E6.7	11	7	4	0	0	0	0	0	0	11	11	0	100

Class	Appeared	Absent/Reserve	Pass	Fail	Total	% Result
TYBMS	11	0	11	0	11	100%

**Topper Students**

Sr. No.	Name	CGPA	% Marks	University Rank	College Rank
1.	Marathe Jayesh Sadashiv	9.90	99	3 <sup>rd</sup>	1 <sup>st</sup>
2.	Upasani Twinkle Virendra	9.50	95	-	2 <sup>nd</sup>
3.	Sisodiya Abhishek Manojising	8.90	89	-	3 <sup>rd</sup>



**Dr. D. R. Patil**  
(Principal)





**Head, Department of Computer  
Application and Management**

R. C. Patel Education Trust's  
**R. C. Patel Arts, Commerce & Science College, Shirpur**  
 Department of Computer Application  
**Examination Result 2020-21**


Class: TYBMS E-COM

**Grade wise Result**


Class	Sub	Total	O	A+	A	B+	B	C	P	Absent	Result Declared	Pass	F	Percentage
TYBMS	E6.1	24	12	6	6	0	0	0	0	0	24	24	0	100
	E6.2	24	15	5	4	0	0	0	0	0	24	24	0	100
	E6.3	24	4	18	2	0	0	0	0	0	24	24	0	100
	E6.4	24	5	15	4	0	0	0	0	0	24	24	0	100
	E6.5	24	19	5	0	0	0	0	0	0	24	24	0	100
	E6.6	24	18	6	0	0	0	0	0	0	24	24	0	100
	E6.7	24	18	6	0	0	0	0	0	0	24	24	0	100

Class	Appeared	Absent/Reserve	Pass	Fail	Total	% Result
TYBMS	24	0	24	0	24	100%

Topper Students					
Sr. No.	Name	CGPA	% Marks	University Rank	College Rank
1.	Agrawal Naresh Manoj	9.85	98	1 <sup>st</sup>	1 <sup>st</sup>
2.	Manyar Aakeef Ashpak	9.0	90	2 <sup>nd</sup>	2 <sup>nd</sup>
3.	Pawara Yashoda Bahattarsing	8.80	88	-	3 <sup>rd</sup>

  
**Dr. D. R. Patil**  
 (Principal)



  
**Head, Department of Computer  
 Application and Management**

R. C. Patel Education Trust's  
**R. C. Patel Arts, Commerce & Science College, Shirpur**  
 Department of Computer Application  
**Examination Result 2021-2022**


Class: TYBMS E-COM

**Grade wise Result**


Class	Sub	Total	O	A+	A	B+	B	C	P	Absent	Result Declared	Pass	F	Percentage
TYBMS	E6.1	24	5	10	5	2	0	0	0	0	24	22	2	90
	E6.2	24	6	4	10	3	0	0	0	0	24	23	1	95
	E6.3	24	4	15	3	2	0	0	0	0	24	24	0	100
	E6.4	24	4	10	6	3	0	0	0	0	24	23	1	95
	E6.5	24	5	5	10	1	0	0	0	0	24	21	3	85
	E6.6	24	20	4	0	0	0	0	0	0	24	24	0	100
	E6.7	24	12	12	0	0	0	0	0	0	24	24	0	100

Class	Appeared	Absent/Reserve	Pass	Fail	Total	% Result
TYBMS	24	0	22	2	24	90

Topper Students					
Sr. No.	Name	CGPA	% Marks	University Rank	College Rank
1.	Sonawane Pradip Pundlik	9.50	95	3rd	1st
2.	Koli Jivan Balwant	8.85	88	-	2 <sup>nd</sup>
3.	Patil Shivaji Nimba	8.50	85	-	3 <sup>rd</sup>

  
**Dr. D. R. Patil**  
 (Principal)



  
**Head, Department of Computer  
 Application and Management**

R. C. Patel Education Trust's  
**R. C. Patel Arts, Commerce & Science College, Shirpur**  
 Department of Computer Application  
**Examination Result 2022-23**


Class: TYBMS E-COM

**Grade wise Result**


Class	Sub	Total	O	A+	A	B+	B	C	P	Absent	Result Declared	Pass	F	Percentage
TYBMS	E6.1	19	4	5	5	1	0	0	0	0	19	15	4	80
	E6.2	19	7	5	3	2	0	0	0	0	19	17	2	90
	E6.3	19	5	4	5	5	0	0	0	0	19	19	0	100
	E6.4	19	5	5	5	1	0	0	0	0	19	15	4	80
	E6.5	19	1	5	5	5	0	0	0	0	19	15	4	80
	E6.6	19	9	10	0	0	0	0	0	0	19	19	0	100
	E6.7	19	12	7	0	0	0	0	0	0	19	19	0	100

Class	Appeared	Absent/Reserve	Pass	Fail	Total	% Result
TYBMS	19	0	14	5	19	85

Topper Students					
Sr. No.	Name	CGPA	% Marks	University Rank	College Rank
1.	Chaudhari Jayesh Devidas	9.75	97	3 <sup>rd</sup>	1st
2.	Pawara Anita Suresh	9.00	90	-	2 <sup>nd</sup>
3.	Pawara Bhagyashri Jagan	8.50	85	-	3 <sup>rd</sup>

  
**Dr. D. R. Patil**  
 (Principal)



  
**Head, Department of Computer  
 Application and Management**

R. C. Patel Education Trust's  
**R. C. Patel Arts, Commerce & Science College, Shirpur**  
*Department of Commerce*  
**Examination Result 2018-19**


Class: B.com

**Grade wise Result**


Class	Sub	Total	O	A	B	C	D	E	Absent	Result Declared	Pass	Fail	Percentage
<b>TY BCOM</b>	BCOM-601	35	05	10	10	05	02	03	0	35	35	00	100
	BCOM-602	35	17	10	06	00	01	01	0	35	35	00	100
	BCOM-603	35	03	10	14	05	01	01	0	35	34	01	94.28
	BCOM-604	35	06	12	11	04	01	00	0	35	34	01	97.14
	BCOM-605	35	17	10	07	00	00	01	0	35	35	00	100
	BCOM-606	35	09	06	11	00	01	01	0	35	28	07	80
	BCOM-607	35	01	05	14	05	00	01	0	35	27	09	77.14

<b>First Three Students</b>					
Sr. No.	Name	CGPA	% Marks	University Rank	College Rank
1.	Borse Varsha	8.9	77.62	--	1 <sup>st</sup>
2.	Osawal Chetan kumar	8.5	75.95	--	2 <sup>nd</sup>
3.	Jain Armika	8.00	74.00	--	3 <sup>rd</sup>

<b>Total</b>	35	% Result 74.28
<b>Result Declared</b>	35	
<b>Pass</b>	26	
<b>Fail</b>	09	

  
**Dr. D. R. Patil**  
 (Principal)



  
 Dr. A. A. Patil  
 Head, Department of Commerce

R. C. Patel Education Trust's  
**R. C. Patel Arts, Commerce & Science College, Shirpur**  
 Department of Commerce  
 Examination Result 2019-20


Class: Bcom

**Grade wise Result**


Class	Sub	Total	O	A+	A	B+	B	C	P	Absent	Result Declared	Pass	Fail	Percentage
<b>TY BCOM</b>	BCOM-601	38	18	10	4	6	0	0	0	00	38	38	00	100.0
	BCOM-602	38	15	12	10	6	0	0	0	00	38	38	00	100.0
	BCOM-603	38	17	13	03	03	0	0	0	00	38	38	00	100.0
	BCOM-604	38	20	10	3	0	05	0	0	00	38	38	00	100.0
	BCOM-605	38	13	12	10	8	0	0	0	00	38	38	00	100.0
	BCOM-606	38	10	12	15	6	0	0	0	00	38	38	00	100.0
	BCOM-607	38	15	12	10	6	0	0	0	00	38	38	00	100.0

First Three Students					
Sr. No.	Name	CGPA	% Marks	University Rank	College Rank
1.	Makawana Vishal H.	9.20	78.00	--	1 <sup>st</sup>
2.	Sawant Harshada	9.00	77.50	--	2 <sup>nd</sup>
3.	Pawar Sweta	8.45	75	--	3 <sup>rd</sup>

<b>Total</b>	38	100%
<b>Result Declared</b>	38	
<b>Pass</b>	38	
<b>Fail</b>	00	

  
**Dr. D. R. Patil**  
 (Principal)



  
 Dr. A. A. Patil  
 Head, Department of Commerce

R. C. Patel Education Trust's  
**R. C. Patel Arts, Commerce & Science College, Shirpur**  
 Department of Commerce  
 Examination Result 2020-21


Class: Bcom

Grade wise Result


Class	Sub	Total	O	A+	A	B+	B	C	P	Absent	Result Declared	Pass	Fail	Percentage
<b>TY BCOM</b>	BCOM-601	43	5	15	18	02	02	01	00	00	43	43	00	100
	BCOM-602	43	02	14	10	12	00	02	02	00	43	42	01	97.67
	BCOM-603	43	10	12	08	03	03	02	03	00	43	40	02	93.02
	BCOM-604	43	11	07	07	01	07	03	03	00	43	39	04	90.67
	BCOM-605	43	12	08	5	03	07	08	00	00	43	43	00	100
	BCOM-606	43	05	07	05	03	02	03	12	00	43	37	06	86.04
	BCOM-607	43	5	08	5	03	07	08	00	00	43	38	05	88.37

First Three Students					
Sr. No.	Name	CGPA	% Marks	University Rank	College Rank
1.	Maheshwari Aakansha Mukesh	9.10	76.25	--	1 <sup>st</sup>
2.	Dorik Harshal Rajendra	8.20	76.00	--	2 <sup>nd</sup>
3.	Sonawanw Samadhan Dilip	8.20	71.00	--	3 <sup>rd</sup>

<b>Total</b>	43	% Result 86.04%
<b>Result Declared</b>	43	
<b>Pass</b>	37	
<b>Fail</b>	06	

  
**Dr. D. R. Patil**  
 (Principal)



  
 Dr. A. A. Patil

**Head, Department of Commerce**



R. C. Patel Education Trust's  
**R. C. Patel Arts, Commerce & Science College, Shirpur**  
 Department of Commerce  
 Examination Result 2021-22


Class: Bcom

**Grade wise Result**


Class	Sub	Total	O	A+	A	B+	B	C	P	Absent	Result Declared	Pass	Fail	Percentage
<b>TY BCOM</b>	BCOM-601	68	0	25	23	10	3	01	00	06	68	62	00	96.05
	BCOM-602	68	0	08	24	12	9	08	02	04	68	63	01	94.74
	BCOM-603	68	0	02	19	13	15	09	06	04	68	64	00	100.0
	BCOM-604	68	0	13	23	17	3	07	00	04	68	64	00	93.42
	BCOM-605	68	1	00	11	17	11	13	11	05	68	63	00	100
	BCOM-606	68	0	22	13	13	15	00	00	04	68	63	01	100
	BCOM-607	68	0	02	10	13	21	13	05	04	68	64	00	100

<b>First Three Students</b>					
Sr. No.	Name	CGPA	% Marks	University Rank	College Rank
1.	Jain Kunal Laxmikant	9.45	79.25	--	1 <sup>st</sup>
2.	Bhavsar Mansi Yogesh	9.19	78.00	--	2 <sup>nd</sup>
3.	Jain Payal Hiralal	9.4	73.00	--	3 <sup>rd</sup>

<b>Total</b>	68	% Result 98.52%
<b>Result Declared</b>	68	
<b>Pass</b>	67	
<b>Fail</b>	01	

  
**Dr. D. R. Patil**  
 (Principal)



  
 Dr. A. A. Patil  
**Head, Department of Commerce**

**R. C. Patel Arts, Commerce & Science College, Shirpur**  
**Department of Commerce**  
**Examination Result 2022-23**

Class: Bcom


**Grade wise Result**

Class	Sub	Total	O	A+	A	B+	B	C	P	Absent	Result Declared	Pass	Fail	Percentage
<b>TY BCOM</b>	BCOM-601	66	4	10	23	9	4	5	5	0	66	60	6	90.90%
	BCOM-602	66	4	10	24	7	9	8	2	0	66	64	2	96.96%
	BCOM-603	66	2	09	17	9	7	4	7	0	66	55	11	83.33%
	BCOM-604	66	4	11	13	11	8	2	2	0	66	49	17	74.24%
	BCOM-605	66	7	11	20	7	6	5	1	0	66	57	9	86.36%
	BCOM-606	66	2	03	13	6	6	6	0	0	66	49	17	74.24%
	BCOM-607	66	3	03	05	5	12	7	5	0	66	49	17	74.24%

**First Three Students**

Sr. No.	Name	CGPA	% Marks	University Rank	College Rank
1.	Bhonge Anushka Shirkant	8.40	76.62	--	1 <sup>st</sup>
2.	Mishra Anuradha narendra	8.01	74.95	--	2 <sup>nd</sup>
3.	Jadhav Minal Mahendraasing	8.00	72.04	--	3 <sup>rd</sup>

<b>Total</b>	66	% Result 74.24%
<b>Result Declared</b>	66	
<b>Pass</b>	49	
<b>Fail</b>	17	

  
**Dr. D. R. Patil**  
 (Principal)



  
**Head, Department of Commerce**

R. C. Patel Education Trust's  
**R. C. Patel Arts, Commerce & Science College, Shirpur**  
 Department of Commerce  
 Examination Result 2018-19

Class: MCOM II

**Grade wise Result**

Class	Sub	Total	O	A+	A	B+	B	C	P	Absent	Result Declared	Pass	Fail	Percentage
M.COM	MCOM-401	16	00	02	05	01	01	01	02	00	16	12	03	75.00
	MCOM-402	16	00	04	04	00	01	01	03	00	16	13	02	81.25
	MCOM-403	16	00	06	00	01	04	01	01	00	16	12	03	75.00
	MCOM-404	16	00	00	05	01	00	04	03	00	16	12	03	75.00


**First Three Students**

Sr. No.	Name	CGPA	% Marks	University Rank	College Rank
1.	Patil Urvashi Dipak	9.10	76.25	--	1 <sup>st</sup>
2.	Sisodiya Harshada B.	8.20	76.00	--	2 <sup>nd</sup>
3.	Borse Jagruti	8.20	71.00	--	3 <sup>rd</sup>

<b>Total</b>	16	% Result  75.00%
<b>Result Declared</b>	16	
<b>Pass</b>	12	
<b>Fail</b>	04	

  
**Dr. D. R. Patil**



  
 Dr. A. A. Patil  
 Head, Department of Commerce

R. C. Patel Education Trust's  
**R. C. Patel Arts, Commerce & Science College, Shirpur**  
*Department of Commerce*  
**Examination Result 2019-20**

Class: MCOM II


**Grade wise Result**

Class	Sub	Total	O	A+	A	B+	B	C	P	Absent	Result Declared	Pass	Fail	Percentage
M.COM	MCOM-401	26	1	9	2	6	8	00	0	00	26	26	00	100%
	MCOM-402	26	2	5	7	5	4	3	0	00	26	26	00	100%
	MCOM-403	26	1	7	4	6	8	00	0	00	26	26	00	100%
	MCOM-404	26	0	4	7	5	5	3	2	00	26	26	00	100%


**First Three Students**

Sr. No.	Name	CGPA	% Marks	University Rank	College Rank
1.	Osawal Chetan kumar	9.2	77.62	--	1 <sup>st</sup>
2.	Borse Varsha	8.51	75.95	--	2 <sup>nd</sup>
3.	Jain Armika	8.00	74.04	--	3 <sup>rd</sup>

<b>Total</b>	26	% Result
<b>Result Declared</b>	26	
<b>Pass</b>	26	
<b>Fail</b>	00	

  
**Dr. D. R. Patil**  
(Principal)



  
Dr. A. A. Patil  
**Head, Department of Commerce**

R. C. Patel Education Trust's  
R. C. Patel Arts, Commerce & Science College, Shirpur  
Department of Commerce  
Examination Result 2020-21


Class: MCOM II

**Grade wise Result**


Class	Sub	Total	O	A+	A	B+	B	C	P	Absent	Result Declared	Pass	Fail	Percentage
M.COM	MCOM-401	26	1	9	2	6	8	00	0	00	26	26	00	100%
	MCOM-402	26	2	5	7	5	4	3	0	00	26	26	00	100%
	MCOM-403	26	1	7	4	6	8	00	0	00	26	26	00	100%
	MCOM-404	26	0	4	7	5	5	3	2	00	26	26	00	100%

First Three Students					
Sr. No.	Name	CGPA	% Marks	University Rank	College Rank
1.	Gujarathi Dakshata .	8.40	76.62	--	1 <sup>st</sup>
2.	Gujarathi Tejal G.	8.01	74.95	--	2 <sup>nd</sup>
3.	Girase Rajnandini	8.00	72.04	--	3 <sup>rd</sup>

<b>Total</b>	26	% Result
<b>Result Declared</b>	26	
<b>Pass</b>	26	
<b>Fail</b>	00	

  
**Dr. D. R. Patil**  
(Principal)



  
Dr. A. A. Patil  
Head, Department of Commerce

R. C. Patel Education Trust's  
R. C. Patel Arts, Commerce & Science College, Shirpur  
Department of Commerce  
Examination Result 2021-22


Class: MCOM II

**Grade wise Result**

Class	Sub	Total	O	A+	A	B+	B	C	P	Absent	Result Declared	Pass	Fail	Percentage
M.COM	MCOM-401	50	00	00	03	06	06	16	13	00	50	44	05	89.79
	MCOM-402	50	00	00	02	06	14	07	14	00	50	43	06	87.75
	MCOM-403	50	00	03	26	11	06	00	00	00	50	46	03	93.87
	MCOM-404	50	00	02	24	10	06	05	00	00	50	48	01	97.95

First Three Students					
Sr. No.	Name	CGPA	% Marks	University Rank	College Rank
1.	Makwana Vishalkumar H.	9.63	79.50	--	1 <sup>st</sup>
2.	Rajput Shubhangi P.	9.31	77.00	--	2 <sup>nd</sup>
3.	Thorat Neha S.	9.25	76.50	--	3 <sup>rd</sup>

<b>Total</b>	50	<b>% Result</b> 87.75%
<b>Result Declared</b>	50	
<b>Pass</b>	43	
<b>Fail</b>	07	

  
**Dr. D. R. Patil**  
(Principal)





**Head, Department of Commerce**

R. C. Patel Education Trust's  
**R. C. Patel Arts, Commerce & Science College, Shirpur**  
*Department of Commerce*  
**Examination Result 2022-23**

Class: MCOM II

**Grade wise Result**

Class	Sub	Total	O	A+	A	B+	B	C	P	Absent	Result Declared	Pass	Fail	Percentage
M.COM	MCOM-401	41	01	02	05	05	07	03	08	00	41	31	10	75.60
	MCOM-402	41	00	06	12	04	06	07	05	00	41	40	01	97.56
	MCOM-403	41	00	06	09	06	08	05	06	00	41	40	01	97.56
	MCOM-404	41	01	06	13	07	04	07	03	00	41	41	00	100

First Three Students					
Sr. No.	Name	CGPA	% Marks	University Rank	College Rank
1.	Pawar Nandini Subhash	9.19	55.75	--	1 <sup>st</sup>
2.	Maheshwari Akansha	8.01	58.31	--	2 <sup>nd</sup>
3.	Sonawane Samadhan	8.00	51.75	--	3 <sup>rd</sup>

<b>Total</b>	41	% Result
<b>Result Declared</b>	41	
<b>Pass</b>	31	
<b>Fail</b>	10	



**Dr. D. R. Patil**  
(Principal)





**Head, Department of Commerce**

R. C. Patel Education Trust's  
**R. C. Patel Arts, Commerce & Science College, Shirpur**  
 Department of Biotechnology  
**Examination Result 2018-19**

Class: TY BSc

**Grade wise Result**

Class	Sub	Total	O	A+	A	B+	B	C	P	Absent	Result Declared	Pass	F	Percentage
TY BSc	BT-361	15	4	3	0	3	0	4	00	00	15	14	00	93.33
	BT-362	15	3	5	0	6	0	1	00	00	15	15	00	100
	BT-363	15	2	5	0	6	0	1	00	00	15	14	00	93.33
	BT-364	15	2	4	0	4	0	1	00	00	15	11	00	73.33
	BT-365	15	1	4	0	5	0	5	00	00	15	15	00	100
	BT-366	15	4	5	0	4	0	2	00	00	15	15	00	100
	BT-367	15	1	4	0	5	0	5	00	00	15	15	00	100
	BT-368	15	4	1	5	0	5	0	00	00	15	15	00	100
BT-369	15	4	3	0	3	0	4	00	00	15	15	00	100	

Class	Appeared	Absent/Reserve	Pass	Fail	Total	% Result
TY BSc	15	00	11	04	15	73.33

**Topper Students**

Sr. No.	Name	CGPA	% Marks	University Rank	College Rank
1.	Sonawane Yogini Pandit	8.9	79.03	--	I
2.	Deshmukh Parth Jitendra	8.6	74.53	--	II
3.	Dhangar Akshay Parashuram	8.4	72.13	--	III

*Dr. D. R. Patil*  
**Dr. D. R. Patil**  
 (Principal)



*Dr. D. R. Patil*  
**Head, Department of Biotechnology**



R. C. Patel Education Trust's  
**R. C. Patel Arts, Commerce & Science College, Shirpur**  
 Department of Biotechnology  
**Examination Result 2019-20**

Class: TY BSc

**Grade wise Result**

Class	Sub	Total	O	A+	A	B+	B	C	P	Absent	Result Declared	Pass	F	Percentage
TY BSc	BT-361	27	15	04	03	02	03	00	00	00	27	27	00	100
	BT-362	27	22	04	01	00	00	00	00	00	27	27	00	100
	BT-363	27	21	03	02	01	00	00	00	00	27	27	00	100
	BT-364	27	20	05	02	00	00	00	00	00	27	27	00	100
	BT-365	27	23	02	01	01	00	00	00	00	27	27	00	100
	BT-366	27	22	03	02	00	00	00	00	00	27	27	00	100
	BT-367	27	16	09	02	00	00	00	00	00	27	27	00	100
	BT-368	27	10	15	00	02	00	00	00	00	27	27	00	100
BT-369	27	11	14	02	00	00	00	00	00	27	27	00	100	

Class	Appeared	Absent/Reserve	Pass	Fail	Total	% Result
TY BSc	27	00	27	00	27	100

Topper Students					
Sr. No.	Name	CGPA	% Marks	University Rank	College Rank
1.	Mahajan Sakshi Anil	9.6	89.61	I	I
2.	Tare Rishiraj Ashish	9.6	88.11	II	II
3.	Bhadane Raksha Sanjay	9.4	77.89	--	III

*Anil*  
 Head, Department of Biotechnology

*Dr. D. R. Patil*  
**Dr. D. R. Patil**  
 (Principal)



R. C. Patel Education Trust's  
**R. C. Patel Arts, Commerce & Science College, Shirpur**  
 Department of Biotechnology  
**Examination Result 2020-21**


Class: TY BSc

**Grade wise Result**

Class	Sub	Total	O	A+	A	B+	B	C	P	Absent	Result Declared	Pass	F	Percentage
TY BSc	BT-361	31	15	06	05	02	03	00	00	00	31	31	00	100
	BT-362	31	24	04	03	00	00	00	00	00	31	31	00	100
	BT-363	31	23	03	04	01	00	00	00	00	31	31	00	100
	BT-364	31	22	05	04	00	00	00	00	00	31	31	00	100
	BT-365	31	25	04	01	01	00	00	00	00	31	31	00	100
	BT-366	31	24	03	04	00	00	00	00	00	31	31	00	100
	BT-367	31	18	11	02	00	00	00	00	00	31	31	00	100
	BT-368	31	14	15	00	02	00	00	00	00	31	31	00	100
	BT-369	31	15	14	02	00	00	00	00	00	31	31	00	100

Class	Appeared	Absent/Reserve	Pass	Fail	Total	% Result
TY BSc	31	00	31	00	31	100

Topper Students					
Sr. No.	Name	CGPA	% Marks	University Rank	College Rank
1.	Chopde Vedant Sunil	9.7	89.61	--	I
2.	Ishi Neha Sudam	9.5	88.11	--	II
3.	Patel Miral Rajesh	9.2	77.89	--	III

  
**Dr. D. R. Patil**  
 (Principal)



  
**Head, Department of Biotechnology**

R. C. Patel Education Trust's  
**R. C. Patel Arts, Commerce & Science College, Shirpur**  
 Department of Biotechnology  
**Examination Result 2021-22**


Class: TY BSc

**Grade wise Result**

Class	Sub	Total	O	A+	A	B+	B	C	P	Absent	Result Declared	Pass	F	Percentage
TY BSc	BT-361	18	8	2	5	02	00	00	00	00	18	15	3	83.33
	BT-362	18	6	5	4	00	00	00	00	00	18	15	3	83.33
	BT-363	18	8	4	3	01	00	00	00	00	18	15	3	83.33
	BT-364	18	1	8	5	00	00	00	00	00	18	14	3	83.33
	BT-365	18	5	6	4	01	00	00	00	00	18	15	3	83.33
	BT-366	18	4	8	3	00	00	00	00	00	18	15	3	83.33
	BT-367	18	9	2	4	00	00	00	00	00	18	15	3	83.33
	BT-368	18	8	2	5	02	00	00	00	00	18	15	3	83.33
	BT-369	18	10	3	2	00	00	00	00	00	18	15	3	83.33

Class	Appeared	Absent/Reserve	Pass	Fail	Total	% Result
TY BSc	18	00	15	03	18	83.33

Topper Students					
Sr. No.	Name	CGPA	% Marks	University Rank	College Rank
1.	Keshrwani Jyoti Dayashankar	9.17	81.45	--	I
2.	Rajput Karansing Premsing	9.05	80.48	--	II
3.	Thakare Shubhangi Anil	8.94	79.15	--	III

  
**Dr. D. R. Patil**  
 (Principal)



  
**Head, Department of Biotechnology**

R. C. Patel Education Trust's  
**R. C. Patel Arts, Commerce & Science College, Shirpur**  
 Department of Biotechnology  
**Examination Result 2022-23**

Class: TY BSc

**Grade wise Result**

Class	Sub	Total	O	A+	A	B+	B	C	P	Absent	Result Declared	Pass	F	Percentage
TY BSc	BT-601	13	8	1	2	0	0	0	00	00	13	12	1	92.30
	BT-602	13	6	3	2	0	1	0	00	00	13	12	1	92.30
	BT-603	13	3	4	2	1	0	2	00	00	13	12	1	92.30
	BT-604	13	6	3	1	2	1	0	00	00	13	13	0	100
	BT-605	13	7	3	1	0	0	2	00	00	13	13	0	100
	BT-606	13	5	5	0	2	0	1	00	00	13	13	0	100
	BT-607	13	7	3	2	0	1	0	00	00	13	13	0	100
	BT-608	13	9	1	2	0	0	1	00	00	13	13	0	100
BT-609	13	9	1	3	0	0	0	00	00	13	13	0	100	

Class	Appeared	Absent/Reserve	Pass	Fail	Total	% Result
TY BSc	13	00	12	01	13	92.30

Topper Students					
Sr. No.	Name	CGPA	% Marks	University Rank	College Rank
1.	Kokarde Yash Sunil	9.93	--	I	I
2.	Patil Sonam Ganesh	9.77	--	IV	II
3.	Deore Jayesh	9.17	--	--	III

*Dr. D. R. Patil*

**Dr. D. R. Patil**  
(Principal)



*Dr. D. R. Patil*

**Head, Department of Biotechnology**

R. C. Patel Education Trust's  
**R. C. Patel Arts, Commerce & Science College, Shirpur**  
 Department of Biotechnology  
**Examination Result 2018-19**

Class: M.Sc.

**Grade wise Result**

Class	Sub	Total	O	A+	A	B+	B	C	P	Absent	Result Declared	Pass	F	Percentage
M.Sc. II	BT-401	17	06	04	02	02	02	00	00	00	17	16	01	94.11
	BT-402	17	04	06	01	03	02	00	00	00	17	16	01	94.11
	BT-403	17	02	05	03	03	00	00	00	00	17	13	04	76.47
	BT-404	17	10	04	02	01	00	00	00	00	17	17	00	100
	BT-405	17	11	02	04	00	00	00	00	00	17	17	00	100

Class	Appeared	Absent/Reserve	Pass	Fail	Total	% Result
M.Sc.	17	00	13	04	17	76.47

**Topper Students**

Sr. No.	Name	CGPA	% Marks	University Rank	College Rank
1.	Borse Chetan Nilkanth	9.8	80.80	I st	1
2.	Patil Karishma Yashwant	8.6	69.40	--	2
3.	Sonar Aditi Rajendra	8.3	66.65	--	3



**Dr. D. R. Patil**  
(Principal)



  
**Head, Department of Biotechnology**

R. C. Patel Education Trust's  
**R. C. Patel Arts, Commerce & Science College, Shirpur**  
 Department of Biotechnology  
**Examination Result 2019-20**


Class: M.Sc.

**Grade wise Result**

Class	Sub	Total	O	A+	A	B+	B	C	P	Absent	Result Declared	Pass	F	Percentage
M.Sc. II	BT-401	17	15	01	01	00	00	00	00	00	17	17	00	100
	BT-402	17	13	02	02	00	00	00	00	00	17	17	00	100
	BT-403	17	11	03	03	00	00	00	00	00	17	17	00	100
	BT-404	17	14	03	00	00	00	00	00	00	17	17	00	100
	BT-405	17	12	04	01	00	00	00	00	00	17	17	00	100

Class	Appeared	Absent/Reserve	Pass	Fail	Total	% Result
M.Sc.	17	00	17	00	17	100

Topper Students					
Sr. No.	Name	CGPA	% Marks	University Rank	College Rank
1.	Vasave Simran Yogesh	8.6	82.55	II <sup>nd</sup>	I
2.	Bagad Amruta Dilip	8.2	80.55	--	II
3.	Patil Jyotsna Rajendra	8.0	78.70	--	III

  
**Dr. D. R. Patil**  
 (Principal)



  
**Head, Department of Biotechnology**

R. C. Patel Education Trust's  
**R. C. Patel Arts, Commerce & Science College, Shirpur**  
 Department of Biotechnology  
**Examination Result 2020-21**


Class: M.Sc.

**Grade wise Result**

Class	Sub	Total	O	A+	A	B+	B	C	P	Absent	Result Declared	Pass	F	Percentage
M.Sc. II	BT-401	23	10	7	3	3	00	00	00	00	00	23	00	100
	BT-402	23	8	9	5	1	00	00	00	00	00	23	00	100
	BT-403	23	11	8	4	0	00	00	00	00	00	23	00	100
	BT-404	23	12	10	1	0	00	00	00	00	00	23	00	100
	BT-405	23	10	7	3	3	00	00	00	00	00	23	00	100

Class	Appeared	Absent/Reserve	Pass	Fail	Total	% Result
M.Sc.	23	00	23	00	23	100

Topper Students					
Sr. No.	Name	CGPA	% Marks	University Rank	College Rank
1.	Sonawane Yogini Pandit	9.4	87.64	--	I
2.	Joshi Mansi Rajendra	9.2	86.89	--	II
3.	Pandit Aishwarya Tushar	9.1	85.12	--	III

  
**Dr. D. R. Patil**  
 (Principal)



  
**Head, Department of Biotechnology**

R. C. Patel Education Trust's  
**R. C. Patel Arts, Commerce & Science College, Shirpur**  
 Department of Biotechnology  
**Examination Result 2021-22**

Class: M.Sc.


**Grade wise Result**

Class	Sub	Total	O	A+	A	B+	B	C	P	Absent	Result Declared	Pass	F	Percentage
<b>M.Sc. II</b>	BT-401	23	11	9	2	1	0	0	00	00	23	23	00	100
	BT-402	23	12	9	1	1	0	0	00	00	23	23	00	100
	BT-403	23	10	11	1	1	0	0	00	00	23	23	00	100
	BT-404	23	11	8	2	2	0	0	00	00	23	23	00	100
	BT-405	23	12	9	2	0	0	0	00	00	23	23	00	100

Class	Appeared	Absent/Reserve	Pass	Fail	Total	% Result
M.Sc.	23	00	23	00	23	100

**Topper Students**

Sr. No.	Name	CGPA	% Marks	University Rank	College Rank
1.	Bhairav Unnati Sunil	9.9	87.50	III	I
2.	Patil Jay Eknath	9.85	87.35%	--	II
3.	Sonawane Nandini Ravindra	9.80	86.90%	--	II

  
**Dr. D. R. Patil**  
 (Principal)



  
 Head, Department of Biotechnology



R. C. Patel Education Trust's  
**R. C. Patel Arts, Commerce & Science College, Shirpur**  
 Department of Biotechnology  
 Examination Result 2022-23

Class: M.Sc.

**Grade wise Result**

Class	Sub	Total	O	A+	A	B+	B	C	P	Absent	Result Declared	Pass	F	Percentage
<b>M.Sc. II</b>	BT-401	32	3	9	8	6	4	1	00	00	32	31	1	96.87
	BT-402	32	2	10	8	4	6	0	00	00	32	30	2	93.75
	BT-403	32	3	7	6	6	10	0	00	00	32	32	0	100
	BT-404	32	5	8	10	3	6	0	00	00	32	32	0	100
	BT-405	32	4	11	10	2	5	0	00	00	32	32	0	100

Class	Appeared	Absent/Reserve	Pass	Fail	Total	% Result
M.Sc.	32	00	30	02	32	93.75

**Topper Students**

Sr. No.	Name	CGPA	% Marks	University Rank	College Rank
1.	Girase Dipali Ankush	9.25	88.35	--	I
2.	Bornare Ketan S.	9.09	86.24	--	II
3.	Pawar Mahesh	9.00	85.23	--	III



**Dr. D. R. Patil**  
(Principal)





**Head, Department of Biotechnology**

R. C. Patel Education Trust's  
**R. C. Patel Arts, Commerce & Science College, Shirpur**

Department of Botany  
 Examination Result 2018-19

Class: T.Y.BSc Botany


**Grade wise Result**

Class	Sub	Total	O	A+	A	B+	B	C	P	Absent	Result Declared	Pass	F	Percentage
T.Y.B.Sc.	BOT- 361	03	03	-	-	-	-	-	-	-	03	03	00	100%
	BOT - 362	03	03	-	-	-	-	-	-	-	03	03	00	100%
	BOT - 363	03	01	-	02	-	-	-	-	-	03	03	00	100%
	BOT - 364	03	01	-	02	-	-	-	-	-	03	03	00	100%
	BOT - 365	03	03	-	-	-	-	-	-	-	03	03	00	100%
	BOT- 366 (C)	03	03	-	-	-	-	-	-	-	03	03	00	100%
	BOT - 367	03	03	-	-	-	-	-	-	-	03	03	00	100%
	BSc - 368	03	03	-	-	-	-	-	-	-	03	03	00	100%
	BSc - 369	03	03	-	-	-	-	-	-	-	03	03	00	100%

Class	Appeared	Absent/Reserve	Pass	Fail	Total	% Result
TYBSc	03	00	03	00	03	100

**Topper Students**

Sr. No.	Name	CGPA	% Marks	University Rank	College Rank
1.	Wagh Hemant Anandrao	5.13	74.11	--	1 <sup>st</sup>
2.	Pawar Kajal Mukesh	4.92	73.20	--	2nd
3.	Dhangar Sonali Hilal	5.11	72.95	--	3rd

  
**Dr. D. R. Patil**  
 (Principal)



  
 Head  
 Department of Botany  
 R. C. Patel Arts, Com. & Sci. College  
 Shirpur, Dist. Dhule 425 411

**Head, Department of Botany**

R. C. Patel Education Trust's  
**R. C. Patel Arts, Commerce & Science College, Shirpur**  
 Department of Botany  
 Examination Result 2019-20

Class: T.Y. BSc Botany


**Grade wise Result**

Class	Sub	Total	O	A+	A	B+	B	C	P	Absent	Result Declared	Pass	F	Percentage
T.Y.B.Sc.	BOT- 361	18	13	-	03	-	01	-	-	-	18	17	01	94.44%
	BOT - 362	18	14	-	03	-	-	01	-	-	18	18	00	100%
	BOT - 363	18	16	-	02	-	-	-	-	-	18	18	00	100%
	BOT - 364	18	17	-	-	01	-	-	-	-	18	18	00	100%
	BOT - 365	18	17	-	-	-	01	-	-	-	18	18	00	100%
	BOT - 366	18	14	-	02	01	-	-	-	-	18	17	01	94.44%
	BOT - 367	18	13	-	03	-	02	-	-	-	18	18	00	100%
	BSc - 368	18	16	-	02	-	-	-	-	-	18	18	00	100%
	BSc - 369	18	17	-	01	-	-	-	-	-	18	18	00	100%

Class	Appeared	Absent/Reserve	Pass	Fail	Total	% Result
TYBSc	18	00	16	02	18	88.88%

**Topper Students**

Sr. No.	Name	CGPA	% Marks	University Rank	College Rank
1.	Shewale Prajakta Bhatu	5.72	84.95%	--	1 <sup>st</sup>
2.	Marathe Swapnali Nitendra	5.84	84.58	--	2nd
3.	Sonawane Dipmala Pundlik	5.44	80.16%	--	3rd

  
**Dr. D. R. Patil**  
 (Principal)



  
 Head,  
 Department Of Botany,  
 R. C. Patel Arts, Com. & Sci. College,  
 Shirpur, Dist. Dhule 425 410.

**Head, Department of Botany**

R. C. Patel Education Trust's  
**R. C. Patel Arts, Commerce & Science College, Shirpur**  
 Department of Botany  
**Examination Result 2020-2021**

Class: T.Y. BSc Botany

**Grade wise Result**

Class	Sub	Total	O	A+	A	B+	B	C	P	Absent	Result Declared	Pass	F	Percentage
T.Y.B.Sc.	BOT- 601	09	05	-	04	-	-	-	-	-	09	09	00	100%
	BOT - 602	09	05	-	02	-	02	-	-	-	09	09	00	100%
	BOT - 603	09	04	-	03	-	02	-	-	-	09	09	00	100%
	BOT - 604	09	06	-	03	-	-	-	-	-	09	09	00	100%
	BOT - 605	09	07	-	02	-	-	-	-	-	09	09	00	100%
	BOT- 606	09	05	-	02	-	02	-	-	-	09	09	00	100%
	BOT - 607	09	08	-	01	-	-	-	-	-	09	09	00	100%
	BSc - 608	09	07	-	02	-	-	-	-	-	09	09	00	100%
	BSc - 609	09	07	-	02	-	-	-	-	-	09	09	00	100%

Class	Appeared	Absent/Reserve	Pass	Fail	Total	% Result
TYBSc	09	00	09	00	09	100%

**Topper Students**

Sr. No.	Name	CGPA	% Marks	University Rank	College Rank
1.	Patil Riken Kantilal	9.87	91.60%	--	1 <sup>st</sup>
2.	Patel Yamini Chandrakant	9.54	85.33%	--	2nd
3.	Chavhan Mayur Dhanraj	9.37	82.05%	--	3rd

*Dr. D. R. Patil*

**Dr. D. R. Patil**  
(Principal)



*Whe...  
Head*  
Department of Botany  
R. C. Patel Arts, Com & Sci College  
Shirpur, Dist Dhule 425 315

**Head, Department of Botany**

R. C. Patel Education Trust's  
**R. C. Patel Arts, Commerce & Science College, Shirpur**  
 Department of Botany  
**Examination Result 2021-2022**

Class: T.Y. BSc Botany

**Grade wise Result**

Class	Sub	Total	O	A+	A	B+	B	C	P	Absent	Result Declared	Pass	F	Percentage
T.Y.B.Sc.	BOT- 601	04	-	-	01	01	-	-	-	-	04	02	02	50%
	BOT - 602	04	-	-	01	-	01	-	-	-	04	02	02	50%
	BOT - 603	04	-	-	-	02	-	-	-	-	04	02	02	50%
	BOT - 604	04	01	-	02	-	-	-	-	-	04	03	01	75%
	BOT - 605	04	-	-	-	-	02	01	-	-	04	03	01	75%
	BOT- 606	04	-	-	01	01	01	-	-	-	04	03	01	75%
	BOT - 607	04	01	-	01	-	01	-	-	-	04	03	01	75%
	BSc - 608	04	01	01	-	01	-	-	-	-	04	03	01	75%
	BSc - 609	04	01	01	-	-	01	-	-	-	04	03	01	75%
	BOT-(601B) Yoga	04	-	-	-	-	-	04	-	-	04	04	00	100%

Class	Appeared	Absent/Reserve	Pass	Fail	Total	% Result
TYBSc	04	00	02	02	04	50%

Topper Students					
Sr. No.	Name	CGPA	% Marks	University Rank	College Rank
1.	Rajput Pallavi Ambalal	7.78	66.38%	--	1 <sup>st</sup>

*Deatil*

**Dr. D. R. Patil**  
(Principal)



*Whelke*  
Head  
Department Of Botany  
R C Patel Art's, Com. & Sci College  
Shirpur, Dist Dhule 425 405

**Head, Department of Botany**

R. C. Patel Education Trust's  
**R. C. Patel Arts, Commerce & Science College, Shirpur**  
 Department of Botany  
 Examination Result 2022-2023

Class: T.Y. BSc Botany


**Grade wise Result**

Class	Sub	Total	O	A+	A	B+	B	C	P	Absent	Result Declared	Pass	F	Percentage
T.Y.B.Sc.	BOT- 601	09	04	04	-	01	-	-	-	-	09	09	00	100%
	BOT - 602	09	02	01	02	01	02	-	01	-	09	09	00	100%
	BOT - 603	09	02	01	02	03	-	01	-	-	09	09	00	100%
	BOT - 604	09	02	03	-	03	-	01	-	-	09	09	00	100%
	BOT - 605	09	-	05	02	-	02	-	-	-	09	09	00	100%
	BOT- 606	09	-	03	01	-	05	-	-	-	09	09	00	100%
	BOT - 607	09	07	-	02	-	-	-	-	-	09	09	00	100%
	BSc - 608	09	07	02	-	-	-	-	-	-	09	09	00	100%
	BSc - 609	09	07	-	02	-	-	-	-	-	09	09	00	100%
	BOT-(601B) Yoga	09	-	-	09	-	-	-	-	-	-	09	09	00

Class	Appeared	Absent/Reserve	Pass	Fail	Total	% Result
TYBSc	09	00	09	00	09	100%

**Topper Students**

Sr. No.	Name	CGPA	% Marks	University Rank	College Rank
1.	Girase Darshana	9.65	85%	--	1 <sup>st</sup>
2.	Rajput Neha Jitendra	9.72	84.76%	--	2 <sup>nd</sup>
3.	Khairnar Gaurav Vinay	9.51	82.58%	--	3 <sup>rd</sup>

  
**Dr. D. R. Patil**  
 (Principal)



  
 Head  
 Department of Botany  
 R. C. Patel Arts, Com. & Sci. College  
 Shirpur, Dist Dhule 425 411

**Head, Department of Botany**

R. C. Patel Education Trust's  
**R. C. Patel Arts, Commerce & Science College, Shirpur**  
 Department of Botany  
**Examination Result 2021-22 SEM-IV**

Class: M.Sc.


**Grade wise Result**

Class	Sub	Total	O	A+	A	B+	B	C	P	Absent	Result Declared	Pass	F	Percentage
M.Sc.	BOT-401	12	08	01	01	05	01	-	-	-	12	12	-	100%
	BOT-402	12	11	01	-	-	-	-	-	-	12	12	-	100%
	BOT-403	12	06	04	02	-	-	-	-	-	12	12	-	100%
	BOT-404	12	07	03	02	-	-	-	-	-	12	12	-	100%
	BOT-405	12	05	03	02	02	-	-	-	-	12	12	-	100%
	BOT-406	12	02	05	05	-	-	-	-	-	12	12	-	100%

Class	Appeared	Absent/Reserve	Pass	Fail	Total	% Result
M.Sc.	12	00	12	00	12	100%

**Topper Students**

Sr. No.	Name	CGPA	% Marks	University Rank	College Rank
1.	Marathe Kalyani Vikas	10	92.35	-	1st
2.	Nikam Jayshree	9.90	92.25	-	2nd
3.	Rajput Kalyani Ranjit	9.90	91.20	-	3rd

  
**Dr. D. R. Patil**  
 (Principal)



  
 Head  
 Department of Botany  
 R. C. Patel Arts, Com. & Sci. College  
 Shirpur, Dist Dhule 425 406

**Head, of Department Botany**

R. C. Patel Education Trust's  
**R. C. Patel Arts, Commerce & Science College, Shirpur**  
 Department of Botany  
**Examination Result 2022-23 SEM-IV**

Class: M.Sc.

**Grade wise Result**

Class	Sub	Total	O	A+	A	B+	B	C	P	Absent	Result Declared	Pass	F	Percentage
M.Sc.	BOT-401(C)	18	03	06	04	02	01	-	-	-	18	16	02	88.88%
	BOT-402(C)	18	07	03	03	01	03	-	-	-	18	17	01	94.44%
	BOT-403	18	07	07	03	-	-	-	-	-	18	17	01	94.44%
	BOT-404	18	05	12	01	-	-	-	-	-	18	18	-	100%
	BOT-405 (A)	18	18	03	02	02	-	-	-	-	18	18	-	100%
	AC 401 (C)	18	-	-	-	-	-	-	18	-	-	18	18	-

Class	Appeared	Absent/Reserve	Pass	Fail	Total	% Result
M.Sc.	18	00	14	04	18	77.77%

**Topper Students**

Sr. No.	Name	CGPA	% Marks	University Rank	College Rank
1.	Solanki Priti Jagan	9.95	89.75	2 <sup>nd</sup>	1st
2.	Kadi Madhura Rajendra	9.95	89.04	3 <sup>rd</sup>	2nd
3.	Patil Riken Kantilal	9.80	85.65		3rd

*Dr. D. R. Patil*

**Dr. D. R. Patil**  
(Principal)



*Wheke*  
 Head  
 Department Of Botany  
 R C Patel Art's, Com. & Sci College  
 Shirpur, Dist Dhule 425 405

**Head, Department of Botany**



R. C. Patel Education Trust's  
**R. C. Patel Arts, Commerce & Science College, Shirpur**  
 Department of Chemistry  
**Examination Result 2018-19**

Class: T.Y B.Sc.

**Grade wise Result**

Class	Sub	Total	O	A	B	C	D	E	P	Absent	Result Declared	Pass	F	Percentage
T.Y B.Sc.	Physical Chem.	69	30	20	05	14	-	-	-	00	Pass	57	12	82.60%
	Inorganic Chem.	69	35	25	09		-	-	-	00	Pass	66	03	95.6%
	Organic Chem.	69	25	30	05	05	04		-	00	Pass	64	05	92.75%
	Analytical Chem.	69	42	08	10	09	-			00	Pass	57	12	82.60%
	Industrial Chem.	69	50	10	05	04			-	00	Pass	65	04	94.20%
	Environment Chem.	69	50	12	07	-	-	-	-	00	Pass	68	01	98.55%
	Phy Chem .Practical	69	40	10	19	-	-	-	-	00	Pass	69	00	100%
	Inorg. Chem.. Practical	69	45	15	09	--	-	-	-	00	Pass	69	00	100%
Org. Chem. .Practical	69	42	18	09	--	-	-	-	00	Pass	69	00	100%	

Class	Appeared	Absent/Reserve	Pass	Fail	Total	% Result
T.Y B.Sc.	69	00	46	23	69	66.66%

Topper Students					
Sr. No.	Name	CGPA	% Marks	University Rank	College Rank
1.	Patil Pravin Shatrughana	6.00	90.97	-	First
2.	Jadhv Mayuri Ravindrasing	5.97	84.38	-	Second
3.	Borse Prasad RamKrishna	5.83	82.44	-	Third

*Dr. D. R. Patil*

**Dr. D. R. Patil**  
(Principal)



*Arachalaben*  
 Head,  
 Department of Chemistry  
 R. C. Patel Arts, Comm. & Sci. College,  
 Shirpur, Dist. Dhule 425 405

**Head, Department of Chemistry**

R. C. Patel Education Trust's  
**R. C. Patel Arts, Commerce & Science College, Shirpur**  
 Department of Chemistry  
**Examination Result 2019-20**

Class: T.Y B.Sc.

Grade wise Result

Class	Sub	Total	O	A	B	C	D	E	P	Absent	Result Declared	Pass	F	Percentage
T.Y B.Sc.	Physical Chem.	114	10	25	37	21	09	00	--	00	Pass	83	12	89.47%
	Inorganic Chem.	114	11	19	31	13	11	04	--	00	Pass	70	25	78.07%
	Organic Chem.	114	14	13	37	09	01	01	--	00	Pass	56	39	65.79%
	Analytical Chem.	114	19	34	40	10	01	01	--	00	Pass	86	09	92.10%
	Industrial Chem.	114	03	22	39	21	11	01	--	00	Pass	78	17	85.08%
	Environment Chem.	114	24	31	43	04	03	01	--	00	Pass	87	08	92.98%
	Phy Chem. .Practical	114	48	53	12	--	--	--	--	19	Pass	94	01	99.12%
	Inorg. Chem.. Practical	114	94	19	--	--	--	--	--	19	Pass	94	01	99.12%
	Org. Chem. .Practical	114	61	35	--	--	--	--	--	19	Pass	94	01	99.12%

Class	Appeared	Absent/Reserve	Pass	Fail	Total	% Result
T.Y B.Sc.	114	00	114	00	114	100%

Topper Students					
Sr. No.	Name	CGPA	% Marks	University Rank	College Rank
1.	Kumavat Manoj Mukesh	8.88	88.80	Second	First
2.	Mishra Neha Narendra	8.85	88.50	-	Second
3.	Borse Prasad RamKrishna	8.55	85.53	-	Third

*Dr. D. R. Patil*  
**Dr. D. R. Patil**  
 (Principal)



*Asst. Head*  
 Head, Department of Chemistry  
 R.C. Patel Arts, Comm. & Sci. College  
 Shirpur, Dist. Dhule 425 405

R. C. Patel Education Trust's  
**R. C. Patel Arts, Commerce & Science College, Shirpur**  
 Department of Chemistry  
**Examination Result 2020-21**  
Grade wise Result

Class: T.Y B.Sc.

Class	Sub	Total	O	A+	B	C	D	E	P	Absent	Result Declared	Pass	F	Percentage
T.Y B.Sc.	Physical Chem.	129	129	--	--	--	--	--	--	00	Pass	129	00	100%
	Inorganic Chem.	129	128	01	--	--	--	--	--	00	Pass	129	00	100%
	Organic Chem.	129	129	--	--	--	--	--	--	00	Pass	129	00	100%
	Analytical Chem.	129	127	02	--	--	--	--	--	00	Pass	129	00	100%
	Industrial Chem.	129	128	01	--	--	--	--	--	00	Pass	129	00	100%
	Environment Chem.	129	129	--	--	--	--	--	--	00	Pass	129	00	100%
	Phy Chem. .Practical	129	126	03	--	--	--	--	--	00	Pass	129	00	100%
	Inorg. Chem.. Practical	129	123	06	--	--	--	--	--	00	Pass	129	00	100%
	Org. Chem. .Practical	129	127	03	--	--	--	--	--	00	Pass	129	00	100%

Class	Appeared	Absent/Reserve	Pass	Fail	Total	% Result
T.Y B.Sc.	129	00	129	00	129	100%

Topper Students					
Sr. No.	Name	CGPA	% Marks	University Rank	College Rank
1.	Girase Neha Gajendra	9.93	91.85	--	First
2.	Patel Siddhi Rajesh	9.89	90.20	--	Second
3.	Patil Harshada Sunil	9.68	88.50	--	Third

*Dr. D. R. Patil*  
**Dr. D. R. Patil**  
 (Principal)



*Anahachavan*  
 Head,  
 Department of Chemistry,  
 R. C. Patel Arts, Comm. & Sci. College,  
 Shirpur, Dist. Dhule 425 405

Head, Department of Chemistry  
 80

R. C. Patel Education Trust'  
**R. C. Patel Arts, Commerce & Science College, Shirpur**  
 Department of Chemistry  
**Examination Result 2021-22**  
Grade wise Result

Class: T.Y B.Sc.

Class	Sub	Total	O	A+	A	B+	B	C	P	Absent	Result Declared	Pass	F	Percentage
T.Y B.Sc.	Physical Chem.	119	39	49	21	09	01	--	--	00	Pass	119	00	100%
	Inorganic Chem.	119	107	12	--	--	--	--	--	00	Pass	119	00	100%
	Organic Chem.	119	21	39	44	13	02	--	--	00	Pass	119	00	100%
	Analytical Chem.	119	55	51	13	--	--	--	--	00	Pass	119	00	100%
	Industrial Chem.	119	44	52	22	--	01	--	--	00	Pass	119	00	100%
	Environment Chem.	119	75	39	05	--	--	--	--	00	Pass	119	00	100%
	Phy Chem .Practical	119	49	36	27	05	--	--	--	00	Pass	117	02	98.31%
	Inorg. Chem.. Practical	119	67	50	--	--	--	--	--	00	Pass	117	02	98.31%
Org. Chem .Practical	119	82	37	02	--	--	--	--	00	Pass	117	02	98.31%	

Class	Appeared	Absent/Reserve	Pass	Fail	Total	% Result
T.Y B.Sc.	119	00	119	00	119	100%

Topper Students					
Sr. No.	Name	CGPA	% Marks	University Rank	College Rank
1.	Chaudhari Sunaina Ramukrishna1	10	92.36	-	First
2.	Rajput Sarika Chandrasing	10	94.10	-	Second
3.	Rajput Yogita Ranjatsing	10	93.10	-	Third

*Mahaichavan*  
 Head,  
 Department Of Chemistry,  
 R.C.Patel Arts,Comm & Sci.College,  
 Shirpur,Dist.Dhule 425 405

Head, Department of Chemistry

*Dr. D. R. Patil*  
**Dr. D. R. Patil**  
 (Principal)



R. C. Patel Education Trust's  
**R. C. Patel Arts, Commerce & Science College, Shirpur**  
 Department of Chemistry  
**Examination Result 2022-23**  
Grade wise Result

Class: T.Y B.Sc.

Class	Sub	Total	O	A+	A	B+	B	C	P	Absent	Result Declared	Pass	F	Percentage
T.Y B.Sc.	Physical chem.	96	11	15	22	14	03	01	--	00	Pass	66	30	68.75%
	Inorganic chem.	96	12	15	20	15	03	01	--	00	Pass	66	30	68.75%
	Organic chem.	12	16	22	14	03	01	--	11	00	Pass	68	28	70.83%
	Analytical chem.	96	06	10	26	15	12	02	--	00	Pass	71	25	73.95%
	Industrial chem.	96	17	11	14	17	10	02	--	00	Pass	71	25	73.95%
	Environment chem.	96	11	14	19	10	12	02	--	00	Pass	68	28	70.83%
	Phy.Chem.practical	96	44	18	34	--	--	--	--	00	Pass	96	--	100%
	Inorg. Chem.Practical	96	58	38	--	--	--	--	--	00	Pass	96	--	100%
	Org. Chem.practical	96	45	37	14	--	--	--	--	00	Pass	96	--	100%

Class	Appeared	Absent/Reserve	Pass	Fail	Total	% Result
T.Y B.Sc.	96	00	65	31	96	67.70%

Topper Students					
Sr. No.	Name	CGPA	% Marks	University Rank	College Rank
1.	Harhdip Bhagvan Devore	9.94	90.09	-	First
2.	Patil Jay Subhash	9.85	87.97	-	Second
3.	Bari Yogita Aant	9.63	85.40	-	Third

*(Signature)*  
 Head,  
 Department of Chemistry,  
 R.C. Patel Arts, Comm. & Sci. College,  
 Shirpur, Dist. Dhule 425 405

Head, Department of Chemistry

*(Signature)*  
**Dr. D. R. Patil**  
 (Principal)



R. C. Patel Education Trust's  
**R. C. Patel Arts, Commerce & Science College, Shirpur**  
 Department of Chemistry  
**Examination Result 2018-19**

Class: **M.Sc. II**

**Grade wise Result**

Class	Sub	Total	O	A+	A	B+	B	C	P	Absent	Result Declared	Pass	F	Percentage
<b>M.Sc. II</b>	CH-450	33	20	02	05	--	-	-	-	00	Pass	27	06	81.81
	CH-451	33	17	06	02	-	-	-	-	00	Pass	25	8	75.75
	CH-452	33	22	05	01	02	-	-	-	00	Pass	30	03	90.90
	CH-O2	33	30	02	01		-	-	-	00	Pass	33	00	100
	CH-O3	33	28	05	-	-	-	-	--	00	Pass	33	00	100
	CH-O4	33	29	03	03	-	-	-	-	00	Pass	33	00	100

Class	Appeared	Absent/Reserve	Pass	Fail	Total	% Result
<b>M.Sc. II</b>	33	00	24	9	33	72.72

**Topper Students**

Sr. No.	Name	CGPA	% Marks	University Rank	College Rank
1.	Pawar Jayashree Kishor	9.83	85.67	--	First
2.	Salve Arati Ramchandra	9.67	84.67	-	Second
3.	Nagargoje Hanumant Shamrao	9.67	84.17	-	Third

*Anahachavan*  
 Head,  
 Department of Chemistry,  
 R. C. Patel Arts, Commerce & Science College,  
 Shirpur, Dist. Dhule 425 405

*Dr. D. R. Patil*  
**Dr. D. R. Patil**  
 (Principal)



Head, Department of Chemistry

R. C. Patel Education Trust's  
**R. C. Patel Arts, Commerce & Science College, Shirpur**  
 Department of Chemistry  
**Examination Result 2019-20**

Class : **M.Sc. II**

**Grade wise Result**

Class	Sub	Total	O	A+	A	B+	B	C	P	Absent	Result Declared	Pass	F	Percentage
<b>M.Sc. II</b>	CH-450	31	28	02	01	--	--	--	--	00	Pass	31	00	100
	CH-451	31	28	01	02	--	--	--	--	00	Pass	31	00	100
	CH-452	31	27	01	04	--	--	--	--	00	Pass	31	00	100
	CH-O2	31	28	02	1	-	-		-	00	Pass	31	00	100
	CH-O3	31	29	03	-	-	-		-	00	Pass	31	00	100
	CH-O4	31	25	24	02			-	-	00	Pass	31	00	100

Class	Appeared	Absent/Reserve	Pass	Fail	Total	% Result
<b>M.Sc. II</b>	31	00	31	00	31	100%

**Topper Students**

Sr. No.	Name	CGPA	% Marks	University Rank	College Rank
1.	Patil Mruganayni Mukesh	8.43	84.30	--	First
2.	Bhavsar Kalpesh Narayan	8.25	82.50	--	Second
3.	Bhamre Nisha Bhagwan	7.79	77.95	--	Third

*Anshu Babar*  
 Head,  
 Department of Chemistry,  
 R.C. Patel Arts, Comm. & Sci. College,  
 Shirpur, Dist. Dhule 425 405

*Dr. D. R. Patil*  
**Dr. D. R. Patil**  
 (Principal)



Head, Department of Chemistry

R. C. Patel Education Trust  
**R. C. Patel Arts, Commerce & Science College, Shirpur**  
 Department of Chemistry  
**Examination Result 2020-21**

Class : **M.Sc. II**

Class	Sub	Total	O	A+	A	B+	B	C	P	Absent	Result Declared	Pass	F	Percentage
<b>M.Sc. II</b>	CH-450	32	31		01	-				00	Pass	32	00	100%
	CH-451	32	31		01					00	Pass	32	00	100%
	CH-452	32	31		01					00	Pass	32	00	100%
	CH-O2	32	31				01		-	00	Pass	32	00	100%
	CH-O3	32	31	-		-	01			00	Pass	32	00	100%
	CH-O4	32	27	04	-	-	01		-	00	Pass	32	00	100%

Class	Appeared	Absent/Reserve	Pass	Fail	Total	% Result
<b>M.Sc. II</b>	32	00	32	00	32	100%

<b>Topper Students</b>					
Sr. No.	Name	CGPA	% Marks	University Rank	College Rank
1.	Patil Pravin Shatrughan	9.40	89.5	--	First
2.	Rajput Mahendrasing Umedsing	9.10	85.40	--	Second
3.	Patil Mrunal A.	8.84	81.60	--	Third

*Arachabhai*  
 Head,  
 Department Of Chemistry  
 R.C. Patel Arts, Comm. & Sci. College  
 Shirpur, Dist. Dhule 425 405

Head, Department of Chemistry

*Dr. D. R. Patil*  
**Dr. D. R. Patil**  
 (Principal)





R. C. Patel Education Trust's  
**R. C. Patel Arts, Commerce & Science College, Shirpur**  
 Department of Chemistry  
**Examination Result 2021-22**

Class : M.Sc. II


**Grade wise Result**

Class	Sub	Total	O	A+	A	B+	B	C	P	Absent	Result Declared	Pass	F	Percentage
<b>M.Sc. II</b>	CH-450	44	03	19	14	04	00	00		00	Pass	44	00	100%
	CH-451	44	03	17	15	03	02	04		00	Pass	44	00	100%
	CH-452	44	03	15	16	10	00	00		00	Pass	44	00	100%
	CH-O2	44	35	05	04	-	-	-	-	00	Pass	44	00	100%
	CH-O3	44	38	02	04	-	-	-		00	Pass	44	00	100%
	CH-O4	44	35	02	07			-	-	00	Pass	44	00	100%

Class	Appeared	Absent/Reserve	Pass	Fail	Total	% Result
M.Sc. II	44	00	44	00	44	100%

**Topper Students**

Sr. No.	Name	CGPA	% Marks	University Rank	College Rank
1.	Neha Narendra Mishra	9.4	94.07%	1St	First
2.	Rushikesh Rajendra Patil	9.2	92.20%	--	Second
3.	Premkumar Supdu Koli	9.0	90.55%	--	Third

  
**Dr. D. R. Patil**  
 (Principal)



  
 Head, Department of Chemistry  
 R. C. Patel Arts, Commerce and Science College,  
 Shirpur, Dist. Dhule 425 405

Head, Department of Chemistry

R. C. Patel Education Trust's  
**R. C. Patel Arts, Commerce & Science College, Shirpur**  
 Department of Chemistry  
**Examination Result 2022-23**


Class: **M.Sc. II**

**Grade wise Result**


Class	Sub	Total	O	A+	A	B+	B	C	P	Absent	Result Declared	Pass	F	Percentage
<b>M.Sc. II</b>	CH-450	34	13	11	5	2	1	0	00	00	Pass	32	02	94.11%
	CH-451	34	11	10	7	0	3	0	00	00	Pass	31	03	91.17%
	CH-452	34	14	09	5	2	2	0	00	00	Pass	32	02	94.11%
	CH-O2	34	17	07	04	2	04	00	00	00	Pass	32	00	100%
	CH-O3	34	16	06	05	03	04	00	00	00	Pass	32	00	100%
	CH-O4	34	15	10	05	01	03	-	-	-	Pass	32	00	100%

Class	Appeared	Absent/Reserve	Pass	Fail	Total	% Result
<b>M.Sc. II</b>	34	00	31	3	34	91.17%

<b>Topper Students</b>					
Sr. No.	Name	CGPA	% Marks	University Rank	College Rank
1.	Patil Sagar Kantilal	10	89.07	First	First
2.	Patil Dinesh Sanjay	9.67	87.01	Third	Second
3.	Gavhal Jayesh Suklal	9.74	85.9	-	Third

  
**Dr. D. R. Patil**  
 (Principal)



  
 Head, Department of Chemistry  
 Department Of Chemistry,  
 R.C. Patel Arts, Comm. & Sci. College,  
 Shirpur, Dist. Dhule 425 405

R. C. Patel Education Trust's  
**R. C. Patel Arts, Commerce & Science College, Shirpur**  
 Department of Computer Science  
**Examination Result 2018-19**


Class: T.Y. B.Sc.

**Grade wise Result**

Class	Sub	Total	O	A+	A	B+	B	C	P	Absent	Result Declared	Pass	F	Percentage
T.Y.B.Sc	CS-321	81	11	13	20	19	10	03	00	0	81	76	05	93.05%
	CS-322	81	34	10	16	10	5	04	00	0	81	79	02	97.22%
	CS-323	81	14	10	20	10	20	04	00	0	81	78	03	95.83%
	CS-324	81	11	12	11	15	15	05	00	0	81	79	02	97.22%
	CS-325	81	23	10	20	12	10	05	00	0	81	80	01	95.83%
	CS-326	81	16	8	12	11	20	06	00	0	81	64	08	88.88%
	Lab on 304	81	68	5	5	0	03	00	00	0	81	81	00	100%
	Lab on 305	81	71	4	6	0	00	00	00	0	81	81	00	100%
	Lab on 306	81	65	8	8	0	00	00	00	0	81	81	00	100%

Class	Appeared	Absent/Reserve	Pass	Fail	Total	% Result
T.Y.B.Sc	81	00	73	08	81	90.12%

Topper Students					
Sr. No.	Name	CGPA	% Marks	University Rank	College Rank
1.	Patil Rahul Kailas	5.67	88.25%	1st	1st
2.	Rajput Pooja Ravindra	5.34	85.00%	-	2nd
3.	Patil Vishal Narhar	5.10	81.23%	-	3rd

  
**Dr. D. R. Patil**  
 (Principal)





**Head of Department**  
 Computer Science  
 R. C. Patel Arts, Comm. & Sci  
 College, Shirpur

**Head of Department of Computer science**

R. C. Patel Education Trust's  
**R. C. Patel Arts, Commerce & Science College, Shirpur**  
 Department of Computer Science  
**Examination Result 2019-20**


Class: T.Y. B.Sc.

**Grade wise Result**

Class	Sub	Total	O	A+	A	B+	B	C	P	Absent	Result Declared	Pass	F	Percentage
T.Y.B.Sc	CS-321	99	15	25	20	13	15	7	4	0	99	95	0	100
	CS-322	99	20	13	25	7	11	13	10	0	99	94	0	100
	CS-323	99	13	24	14	16	18	9	5	0	99	95	0	100
	CS-324	99	10	23	28	25	9	2	2	0	99	97	0	100
	CS-325	99	11	20	25	15	7	10	11	0	99	97	0	100
	CS-326	99	20	25	15	30	6	2	1	0	99	98	0	100
	Lab on 304	99	25	30	24	10	10	0	0	0	99	99	0	100
	Lab on 305	99	30	33	25	11	0	0	0	0	99	99	0	100
	Lab on 306	99	31	32	22	14	0	0	0	0	99	99	0	100

Class	Appeared	Absent/Reserve	Pass	Fail	Total	% Result
T.Y.B.Sc	99	0	99	0	99	100

Topper Students					
Sr. No.	Name	CGPA	% Marks	University Rank	College Rank
1.	Sonwane Vaishali Sahebrao	5.97	91.26%	1 st	1 st
2.	Gudur Kavya	5.67	87.23%	-	2nd
3.	Landage vaibhav	5.23	85.60%	-	3rd

  
**Dr. D. R. Patil**  
 (Principal)



  
**Head of Department**  
 Computer Sciences  
 R. C. Patel Arts, Comm. & Sci  
 College, Shirpur

**Head,**  
**Department of Computer science**

R. C. Patel Education Trust's  
**R. C. Patel Arts, Commerce & Science College, Shirpur**  
 Department of Computer Science  
**Examination Result 2020-21**

Class: T.Y. B.Sc.

**Grade wise Result**

Class	Sub	Total	O	A+	A	B+	B	C	P	Absent	Result Declared	Pass	F	Percentage
<b>T.Y.B.Sc</b>	CS-601	89	86	02	01	-	-	-	00	00	89	89	00	100%
	CS-602	89	87	01	01	-	-	-	00	00	89	89	00	100%
	CS-603	89	89	00	00	-	-	-	00	00	89	89	00	100%
	CS-604	89	85	03	01	-	-	-	00	00	89	89	01	100%
	CS-605	89	89	00	00	-	-	-	00	00	89	89	00	100%
	CS-606	89	85	03	01	-	-	-	00	00	89	89	00	100%
	CS-607	89	83	06	00	-	-	-	00	00	89	89	00	100%
	CS-608	89	84	05	00	-	-	-	00	00	89	89	00	100%
	CS-609	89	73	16	00	-	-	-	00	00	89	89	00	100%

Class	Appeared	Absent/Reserve	Pass	Fail	Total	% Result
T.Y.B.Sc	89	00	89	00	89	100

**Topper Students**

Sr. No.	Name	CGPA	% Marks	University Rank	College Rank
1.	Jadhav Jagruti Rajendrasing	9.91	91.63%	-	1st
2.	Nikum Shubham Manoj	9.83	89.70%	-	2nd
3.	Saner Ashvini dyaneshwar	9.83	89.13%	-	3rd



Head of Department  
 Computer Sciences  
 R. C. Patel Arts, Comm. & Sci  
 College, Shirpur

Head of Department of Computer science



**Dr. D. R. Patil**  
 (Principal)



R. C. Patel Education Trust's  
**R. C. Patel Arts, Commerce & Science College, Shirpur**  
 Department of Computer Science  
**Examination Result 2021-22**

Class:T.Y. B.Sc

**Grade wise Result**


Class	Sub	Total	O	A+	A	B+	B	C	P	Absent	Result Declared	Pass	F	Percentage
T.Y.B.Sc	CS-601	104	10	30	34	14	15	1	0	0	104	104	0	100%
	CS-602	104	15	16	34	15	16	5	3	0	104	104	0	100%
	CS-603	104	20	23	14	23	22	2	0	0	104	104	0	100%
	CS-604	104	14	2431	7	25	11	13	13	0	104	104	0	100%
	CS-605	104	18	19	25	30	12	0	0	0	104	104	0	100%
	CS-606	104	30	25	48	1	0	0	0	0	104	104	0	100%
	CS-607	104	31	22	43	8	0	0	0	0	104	104	0	100%
	CS-608	104	31	18	33	22	0	0	0	0	104	104	0	100%

Class	Appeared	Absent/Reserve	Pass	Fail	Total	% Result
T.Y.B.Sc	104	00	104	00	104	100%

**Topper Students**

Sr. No.	Name	CGPA	% Marks	University Rank	Collge Rank
1.	Girase Pranjali Mahendrasing	9.97	93.76%	1st	1st
2.	Jadhav Neha Himmatsing	9.95	91.18%	-	2nd
3.	Patil bhushan Arun	9.63	87.13%	-	3rd

  
**Head of Department**  
 Computer Sciences  
 R. C. Patel Arts, Comm. & Sci  
 College, Shirpur

  
**Dr. D. R. Patil**  
 (Principal)



**Head of Department of Computer science**

R. C. Patel Education Trust's  
**R. C. Patel Arts, Commerce & Science College, Shirpur**  
 Department of Computer Science  
**Examination Result 2022-23**


Class:T.Y. B.Sc

**Grade wise Result**


Class	Sub	Total	O	A+	A	B+	B	C	P	Absent	Result Declared	Pass	F	Percentage
<b>T.YBS.C</b>	CS-601	91	13	21	25	6	2	0	0	3	91	75	16	<b>88.72</b>
	CS-602	91	35	23	10	4	4	0	0	3	91	84	7	<b>91.56</b>
	CS-603	91	7	27	26	10	4	0	0	3	91	82	9	<b>89.15</b>
	CS-604	91	10	23	29	13	5	0	0	3	91	88	3	<b>96.38</b>
	CS-605	91	13	22	26	4	1	1	0	3	91	75	16	<b>80.72</b>
	CS-606	91	9	18	41	8	0	0	0	3	91	84	7	<b>91.56</b>
	CS-607	91	67	46	1	1	0	0	0	1	91	91	0	<b>100</b>
	CS-608	91	43	39	3	0	0	0	0	1	91	91	0	<b>100</b>
	CS-609	91	74	10	1	0	0	0	0	1	91	91	0	<b>100</b>

Class	Appeared	Absent/Reserve	Pass	Fail	Total	% Result
T.Y.B.Sc	91	00	75	16	91	100

<b>Topper Students</b>					
Sr. No.	Name	CGPA	% Marks	University Rank	College Rank
1.	Mahajan Gunjan Chandrakant	9.95	92.82%	2nd	1st
2.	Koli Nikita Suresh	9.81	83.60%	-	2nd
3.	Nikam Ekata Manohar	9.27	89.13%	-	3rd

  
**Head of Department**  
 Computer Sciences  
 R.C.Patel Arts,Comm & Sci  
 College, Shirpur

**Head of Department of Computer science**

  
**Dr. D. R. Patil**  
 (Principal)



R. C. Patel Education Trust's  
**R. C. Patel Arts, Commerce & Science College, Shirpur**  
 Department of Computer Science  
**Examination Result 2018-19**

Class:M.Sc-II


**Grade wise Result**

Class	Sub	Total	O	A+	A	B+	B	C	P	Absent	Result Declared	Pass	F	Percentage
M.Sc	CS-401	27	05	07	14	1	00	0	00	00	27	27	00	100%
	CS-402	27	07	10	10	0	0	0	00	00	27	27	00	100%
	CS-403	27	07	07	10	3	0	0	00	00	27	27	00	100%
	CS-404	27	07	02	10	6	2	0	00	00	27	27	00	100%
	CS-405	27	03	0	7	8	8	0	00	00	27	26	01	96.29%


Class	Appeared	Absent/Reserve	Pass	Fail	Total	% Result
M.Sc	27	00	26	01	27	99.25%

**Topper Students**

Sr. No.	Name	CGPA	% Marks	University Rank	College Rank
1.	Hajare Pooja Baban	9.91	92.63%	1st	1st
2.	Sonawane Harshada	9.83	88.70%	-	2nd
3.	Girase Vaishali S.	9.27	84.13%	-	3rd

  
**Head of Department**  
 Computer Sciences  
 R. C. Patel Arts, Comm. & Sci  
 College, Shirpur

**Head of Department of Computer science**

  
**Dr. D. R. Patil**  
 (Principal)





R. C. Patel Education Trust's  
**R. C. Patel Arts, Commerce & Science College, Shirpur**  
 Department of Computer Science  
**Examination Result 2019-20**

Class:M.Sc-II


**Grade wise Result**

Class	Sub	Total	O	A+	A	B+	B	C	P	Absent	Result Declared	Pass	F	Percentage
M.Sc	CS-401	26	08	09	04	05	0	0	00	00	104	26	00	100%


Class	Appeared	Absent/Reserve	Pass	Fail	Total	% Result
M.Sc	26	00	26	00	26	100

**Topper Students**

Sr. No.	Name	CGPA	% Marks	University Rank	College Rank
1.	Bhorase Madhuri Ravindra	9.75	86.67%	1st	1st
2.	Patil Harshada Ashok	9.71	85.96%	2 <sup>nd</sup>	2nd
3.	Patil Mahima Gulabrao	9.67	85.50%	-	3rd

  
**Dr. D. R. Patil**  
 (Principal)



  
**Head of Department**  
 Computer Sciences  
 R. C. Patel Arts, Comm. & Sci  
 College, Shirpur  
**Head of Department of Computer science**

R. C. Patel Education Trust's  
**R. C. Patel Arts, Commerce & Science College, Shirpur**  
 Department of Computer Science  
**Examination Result 2020-21**


Class:M.Sc-II

**Grade wise Result**


Class	Sub	Total	O	A+	A	B+	B	C	P	Absent	Result Declared	Pass	F	Percentage
M.Sc	CS-401	28	2	7	8	8	3	0	00	00	28	28	00	100%

Class	Appeared	Absent/Reserve	Pass	Fail	Total	% Result
M.Sc	28	00	28	00	28	100

<b>Topper Students</b>					
Sr. No.	Name	CGPA	% Marks	University Rank	College Rank
1.	Rajput Pooja Ravindra	9.78	93.89%	-	1st
2.	Bhamare Priyanka Daulat	9.45	83.45%	-	2nd
3.	Patil Ruchita Yuvraj	9.33	82.17%	-	3rd

  
**Dr. D. R. Patil**  
 (Principal)



  
**Head of Department**  
 Computer Sciences  
 R. C. Patel Arts, Comm. & Sci  
 College, Shirpur  
**Head of Department of Computer science**

R. C. Patel Education Trust's  
**R. C. Patel Arts, Commerce & Science College, Shirpur**  
 Department of Computer Science  
**Examination Result 2021-22**


Class:M.Sc-II

**Grade wise Result**


Class	Sub	Total	O	A+	A	B+	B	C	P	Absent	Result Declared	Pass	F	Percentage
<b>M.Sc</b>	CS-301	22	4	5	6	6	0	0	00	00	22	22	00	100%
	CS-302	22	6	7	5	3	1	0	00	00	22	22	00	100%
	CS-303	22	4	6	6	4	2	0	00	00	22	22	00	100%
	CS-304	22	8	8	3	3	0	0	00	00	22	22	00	100%
	CS-305	22	4	4	6	7	1	0	00	00	22	22	00	100%

Class	Appeared	Absent/Reserve	Pass	Fail	Total	% Result
M.Sc	22	00	22	00	22	100

<b>Topper Students</b>					
Sr. No.	Name	CGPA	% Marks	University Rank	College Rank
1.	Patil Rahul kailas	9.91	91.63%	-	1st
2.	Patil Dhanashri Ravindra	9.83	89.70%	-	2nd
3.	Patil Ruchika Kishor	9.83	89.13%	-	3rd

  
**Head of Department**  
 Computer Sciences  
 R. C. Patel Arts, Comm. & Sci  
 College, Shirpur

**Head of Department of Computer science**

  
**Dr. D. R. Patil**  
 (Principal)



R. C. Patel Education Trust's  
**R. C. Patel Arts, Commerce & Science College, Shirpur**  
 Department of Computer Science  
**Examination Result 2022-23**

Class:M.Sc-II


**Grade wise Result**

Class	Sub	Total	O	A+	A	B+	B	C	P	Absent	Result Declared	Pass	F	Percentage
<b>M.Sc</b>	CS-401	29	2	8	10	9	0	0	00	00	29	29	00	100%
	CS-402	29	10	9	9	1	0	0	00	00	29	29	00	100%
	CS-403	29	8	2	10	9	0	0	00	00	29	29	00	100%
	CS-404	29	10	10	4	5	0	0	00	00	29	29	00	100%
	CS-405	29	4	15	1	8	1	0	00	00	29	29	00	100%

Class	Appeared	Absent/Reserve	Pass	Fail	Total	% Result
M.Sc	29	0	29	00	29	100


**Topper Students**

Sr. No.	Name	CGPA	% Marks	University Rank	College Rank
1.	Jadhav Jagruti Rajendrasing	9.91	89.29%	1st	1st
2.	Thakare Chetana Hiranman	9.60	83.71%	-	2nd
3.	Pawara Lakshmi Ambalal	9.47	81.58%	-	3rd



**Head of Department**  
 Computer Sciences  
 R. C. Patel Arts, Comm. & Sci  
 College, Shirpur

**Head of Department of Computer science**

  
**Dr. D. R. Patil**  
 (Principal)



R. C. Patel Education Trust's  
**R. C. Patel Arts, Commerce & Science College, Shirpur**  
*Department of Mathematics*  
**Examination Result 2018-19**


Class: T.Y.B.Sc (Mathematics)

**Grade wise Result**

Class	Sub	Total	O	A+	A	B+	B	C	P	Absent	Result Declared	Pass	F	Percentage
T.Y.B.S.C	MTH-361	13	4	3	3	3	0	0	0	0	13	13	0	100
	MTH-362	13	4	2	4	3	0	0	0	0	13	13	0	100
	MTH-363	13	3	3	4	3	0	0	0	0	13	13	0	100
	MTH-364	13	2	4	3	4	0	0	0	0	13	13	0	100
	MTH-365(A)	13	4	2	5	2	0	0	0	0	13	13	0	100
	MTH-366(B)	13	5	4	2	2	0	0	0	0	13	13	0	100
	MTH-367	13	4	3	4	2	0	0	0	0	13	13	0	100
	MTH-368	13	3	3	5	2	0	0	0	0	13	13	0	100
	MTH-369	13	4	3	4	2	0	0	0	0	13	13	0	100

Class	Appeared	Absent/Reserve	Pass	Fail	Total	% Result
TYBSC	13	00	13	00	13	100

Topper Students				
Sr. No.	Name	% Marks	University Rank	College Rank
1.	Patil Gayatri Bhimrao	5.9	89.65	1 <sup>st</sup>
2.	Rajput Kajal Kevalsing	5.85	86.45	2 <sup>nd</sup>
3.	Salunkhe Pradnya Dhananjay	5.55	5.55	3 <sup>rd</sup>

  
**Dr. D. R. Patil**  
 (Principal)



  
**Head, Department of Mathematics**

R. C. Patel Education Trust's  
**R. C. Patel Arts, Commerce & Science College, Shirpur**  
 Department of Mathematics  
**Examination Result 2019-20**

Class: T.Y.B.Sc (Mathematics)


**Grade wise Result**

Class	Sub	Total	O	A	B	C	D	E	F	Absent	Result Declared	Pass	F	Percentage
T.Y.B.S.C	MTH-601	20	10	8	2	0	0	0	0	0	20	20	0	100
	MTH-602	20	9	8	2	0	0	0	0	0	20	19	1	95
	MTH-603	20	8	8	4	0	0	0	0	0	20	20	0	100
	MTH-604	20	8	7	4	0	0	0	0	0	20	19	1	95
	MTH-605	20	10	7	3	0	0	0	0	0	20	20	0	100
	MTH-606	20	9	8	3	0	0	0	0	0	20	20	0	100
	MTH-607	20	8	7	5	0	0	0	0	0	20	20	0	100
	MTH-608	20	9	8	3	0	0	0	0	0	20	20	0	100
	MTH-609	20	8	8	4	0	0	0	0	0	20	20	0	100

Class	Appeared	Absent/Reserve	Pass	Fail	Total	% Result
TYBSC	20	00	19	1	20	95

**Topper Students**

Sr. No.	Name	CGPA	% Marks	University Rank	College Rank
1.	Pawar Yogita Devidas	6	93.66	THIRD RANK	1 <sup>st</sup>
2.	Mali Bhumika Devidas	6	92.50	-	2 <sup>nd</sup>
3.	Pawar Dhanashri Vilas Mirza Arshiyabi Shakeel Baig	5.95	88.26	-	3 <sup>rd</sup>

  
**Dr. D. R. Patil**  
 (Principal)



  
**Head, Department of Mathematics**

R. C. Patel Education Trust's  
**R. C. Patel Arts, Commerce & Science College, Shirpur**  
 Department of Mathematics  
**Examination Result 2020-21**


Class: T.Y.B.Sc (Mathematics)

**Grade wise Result**

Class	Sub	Total	O	A+	A	B+	B	C	P	Absent	Result Declared	Pass	F	Percentage
T.Y.B.S.C	MTH-601	30	22	8	0	0	0	0	0	0	30	30	0	100
	MTH-602	30	21	6	3	0	0	0	0	0	30	30	0	100
	MTH-603	30	20	5	4	1	0	0	0	0	30	30	0	100
	MTH-604	30	23	4	3	0	0	0	0	0	30	30	0	100
	MTH-605	30	21	7	2	0	0	0	0	0	30	30	0	100
	MTH-606	30	22	6	2	0	0	0	0	0	30	30	0	100
	MTH-607	30	24	6	0	0	0	0	0	0	30	30	0	100
	MTH-608	30	22	5	3	0	0	0	0	0	30	30	0	100
	MTH-609	30	24	5	1	0	0	0	0	0	30	30	0	100

Class	Appeared	Absent/Reserve	Pass	Fail	Total	% Result
TYBSC	30	00	30	0	30	100

Topper Students					
Sr. No.	Name	CGPA	% Marks	University Rank	College Rank
1.	PATIL SNEHAL SHAILESH	9.96	93.13	-	1 <sup>st</sup>
2.	GIRASE APEKSHA	9.89	91.20	-	2 <sup>nd</sup>
3.	MALI DIVESH	9.85	90.75	-	3 <sup>rd</sup>

  
**Dr. D. R. Patil**  
 (Principal)



  
**Head, Department of Mathematics**

R. C. Patel Education Trust's  
**R. C. Patel Arts, Commerce & Science College, Shirpur**  
*Department of Mathematics*  
**Examination Result 2021-22**


Class: T.Y.B.Sc (Mathematics)

**Grade wise Result**

Class	Sub	Total	O	A+	A	B+	B	C	P	Absent	Result Declared	Pass	F	Percentage
T.Y.B.S.C	MTH-601	13	13	0	0	0	0	0	0	0	13	13	0	100
	MTH-602	13	12	1	0	0	0	0	0	0	13	13	0	100
	MTH-603	13	0	3	10	0	0	0	0	0	13	13	0	100
	MTH-604	13	13	0	0	0	0	0	0	0	13	13	0	100
	MTH-605	13	11	2	0	0	0	0	0	0	13	13	0	100
	MTH-606(B)	13	12	1	0	0	0	0	0	0	13	13	0	100
	MTH-607	13	10	3	0	0	0	0	0	0	13	13	0	100
	MTH-608	13	9	4	0	0	0	0	0	0	13	13	0	100
	MTH-609	13	10	3	0	0	0	0	0	0	13	13	0	100

Class	Appeared	Absent/Reserve	Pass	Fail	Total	% Result
TYBSC	13	00	13	00	13	100

Topper Students					
Sr. No.	Name	CGPA	% Marks	University Rank	College Rank
1.	SURYAWANSHI PRAVIN KIRAN	9.88	90.18	-	1 <sup>st</sup>
2.	WASNIK JANHAVI DINESH	9.81	89.32	-	2 <sup>nd</sup>
3.	WADILE SHITAL KANTILAL	9.82	88.85	-	3 <sup>rd</sup>

  
**Dr. D. R. Patil**  
 (Principal)



  
**Head, Department of Mathematics**



R. C. Patel Education Trust's  
**R. C. Patel Arts, Commerce & Science College, Shirpur**  
*Department of Mathematics*  
**Examination Result 2022-23**

Class: T.Y.B.Sc (Mathematics)

**Grade wise Result**

Class	Sub	Total	O	A+	A	B+	B	C	P	Absent	Result Declared	Pass	F	Percentage
T.Y.B.S.C	MTH-601	24	18	3	3	0	0	0	0	0	24	24	0	100
	MTH-602	24	15	2	2	4	0	0	0	0	24	23	1	95.83
	MTH-603	24	10	5	6	1	0	0	0	0	24	22	2	91.66
	MTH-604	24	15	4	4	1	0	0	0	0	24	24	0	100
	MTH-605	24	11	6	5	2	0	0	0	0	24	24	0	100
	MTH-606(B)	24	12	7	3	2	0	0	0	0	24	24	0	100
	MTH-607	24	16	4	4	0	0	0	0	0	24	24	0	100
	MTH-608	24	15	6	3	0	0	0	0	0	24	24	0	100
	MTH-609	24	14	6	4	0	0	0	0	0	24	24	0	100

Class	Appeared	Absent/Reserve	Pass	Fail	Total	% Result
TYBSC	24	00	21	03	24	87.5

Topper Students					
Sr. No.	Name	CGPA	% Marks	University Rank	College Rank
1.	Rajput Rakhi Rajendra	9.9	91.45	-	1 <sup>st</sup>
2.	Patil Shreya Vipin	9.94	91.21	-	2 <sup>nd</sup>
3.	Sonawane Chetana Nitin	9.9	91.15	-	3 <sup>rd</sup>

*Dr. D. R. Patil*

**Dr. D. R. Patil**  
(Principal)



*Sachin*

**Head, Department of Mathematics**

R. C. Patel Education Trust's  
**R. C. Patel Arts, Commerce & Science College, Shirpur**  
 Department of Mathematics  
**Examination Result 2018-19**

Class: M.Sc.

**Grade wise Result**

Class	Sub	Total	O	A+	A	B+	B	C	P	Absent	Result Declared	Pass	F	Percentage
M.Sc.	MT-401	29	11	7	2	2	0	0	0	0	29	22	7	75.86
	MT-402	29	9	11	2	3	0	0	0	0	29	25	4	86.21
	MT-403	29	8	5	5	2	0	0	0	0	29	20	9	68.96
	MT-406	29	7	6	3	3	2	0	0	0	29	21	8	72.41
	MT-407	29	3	10	5	2	5	0	0	0	29	25	4	86.21

Class	Appeared	Absent/Reserve	Pass	Fail	Total	% Result
M.Sc.	29	00	19	10	29	65.51

Topper Students					
Sr. No.	Name	GRADE	% Marks	University Rank	College Rank
1.	Patil Ashwini Rajendra	A+	71.35	-	1st
2.	Borase Harshali Prabhakar	A	68.75	-	2nd
3.	Shikh Iqra Praveen A H	A	66		3rd



**Dr. D. R. Patil**  
(Principal)





**Head Department of Mathematics**

R. C. Patel Education Trust's  
**R. C. Patel Arts, Commerce & Science College, Shirpur**  
 Department of Mathematics  
**Examination Result 2019-20**


Class: M.Sc.

**Grade wise Result**

Class	Sub	Total	O	A+	A	B+	B	C	P	Absent	Result Declared	Pass	F	Percentage
M.Sc.	MT-401	23	8	7	5	3	0	0	0	0	23	23	0	100
	MT-402	23	7	5	4	4	3	0	0	0	23	23	0	100
	MT-403	23	6	4	5	4	4	0	0	0	23	23	0	100
	MT-406	23	7	6	4	3	3	0	0	0	23	23	0	100
	MT-407	23	6	5	2	4	4	2	0	0	23	23	0	100

Class	Appeared	Absent/Reserve	Pass	Fail	Total	% Result
M.Sc.	23	00	23	00	23	100

Topper Students					
Sr. No.	Name	CGPA	% Marks	University Rank	College Rank
1.	Yeshirao Harshada Sanjay	9.40	84.50	-	1st
2.	Patil Harshada Virendrasing	9.05	79.90	-	2nd
3.	Dhangar Nikita Uday	9.30	79.20	-	3rd

  
**Dr. D. R. Patil**  
 (Principal)





Head, Department of Mathematics

R. C. Patel Education Trust's  
**R. C. Patel Arts, Commerce & Science College, Shirpur**  
 Department of Mathematics  
**Examination Result 2020-21**

Class: M.Sc.

**Grade wise Result**

Class	Sub	Total	O	A+	A	B+	B	C	P	Absent	Result Declared	Pass	F	Percentage
M.Sc.	MT-401	28	7	9	4	8	0	0	0	0	28	28	0	100
	MT-402	28	8	7	8	5	0	0	0	0	28	28	0	100
	MT-403	28	9	6	6	7	0	0	0	0	28	28	0	100
	MT-406	28	5	6	9	8	0	0	0	0	28	28	0	100
	MT-407	28	6	8	8	6	0	0	0	0	28	28	0	100

Class	Appeared	Absent/Reserve	Pass	Fail	Total	% Result
M.Sc.	28	00	28	00	28	100

**Topper Students**

Sr. No.	Name	CGPA	% Marks	University Rank	College Rank
1.	Waghmode Dilip T.	9.60	--	THIRD	1st
2.	Sayyad Sana	9.40	--	-	2nd
3.	Patil Prajakta Jagtap Naina	9.35	--	-	3rd

*Dr. D. R. Patil*

**Dr. D. R. Patil**  
(Principal)



*Sachin*

**Head, Department of Mathematics**

# R. C. Patel Arts, Commerce & Science College, Shirpur

Department of Mathematics  
Examination Result 2021-22

Class: M.Sc.

## Grade wise Result

Class	Sub	Total	O	A+	A	B+	B	C	P	Absent	Result Declared	Pass	F	Percentage
M.Sc.	MT-401	31	19	7	1	0	1	1	0	2	31	29	0	100
	MT-402	31	15	9	4	0	0	1	0	2	31	29	0	100
	MT-403	31	16	12	0	1	0	1	0	1	31	30	0	100
	MT-406	31	22	6	1	1	0	0	0	1	31	30	0	100
	MT-407	31	19	9	2	0	0	0	0	1	31	30	0	100

Class	Appeared	Absent/Reserve	Pass	Fail	Total	% Result
M.Sc.	31	00	30	1	31	96.77

Topper Students					
Sr. No.	Name	CGPA	% Marks	University Rank	College Rank
1.	Pawar Yogita Devidas	10	97	FIRST	1ST
2.	Mali Bhumika Devanand	9.95	95.85	SECOND	2ND
3.	Pawar Dhanashri Vilas	9.85	93	FIFTH	3RD



**Dr. D. R. Patil**  
(Principal)



**Head, Department of Mathematics**

R. C. Patel Education Trust's  
**R. C. Patel Arts, Commerce & Science College, Shirpur**  
 Department of Mathematics  
 Examination Result 2022-23


Class: M.Sc.

**Grade wise Result**

Class	Sub	Total	O	A+	A	B+	B	C	P	Absent	Result Declared	Pass	F	Percentage
M.Sc.	MT-401	28	6	7	2	1	0	0	0	0	28	16	0	100
	MT-402	28	5	8	1	0	2	0	0	0	28	16	0	100
	MT-403	28	4	9	1	1	1	0	0	0	28	16	0	100
	MT-406	28	5	8	2	1	0	0	0	0	28	16	0	100
	MT-407	28	8	5	1	0	2	0	0	0	28	16	0	100

Class	Appeared	Absent/Reserve	Pass	Fail	Total	% Result
M.Sc.	28	00	16	12	28	57.14

Topper Students					
Sr. No.	Name	CGPA	% Marks	University Rank	College Rank
1.	Khatik Mairajbi Khalil	9.9	89.50%	GOLD MEDAL	1ST
2.	Pawar Nikita Narendra	9.75	85.4	THIRD	2ND
3.	Bhadanne Anjali Bhikan	9.5	82.8	-	3RD

  
**Dr. D. R. Patil**  
 (Principal)



  
**Head, Department of Mathematics**

R. C. Patel Education Trust's  
**R. C. Patel Arts, Commerce & Science College, Shirpur**  
 Department of Microbiology  
**Examination Result 2018-19**


Class: TY BSc

**Grade wise Result**

Class	Sub	Total	O	A+	A	B+	B	C	P	Absent	Result Declared	Pass	F	Percentage
TY BSc	MB-361	71	00	01	14	00	24	07	13	00	71	70	01	98.59
	MB-362	71	00	09	24	00	19	24	00	00	71	71	00	100
	MB-363	71	00	19	24	00	17	05	00	00	71	67	04	94.36
	MB-364	71	00	02	12	00	11	14	12	00	71	64	07	90.14
	MB-365	71	00	09	15	00	24	09	04	00	71	71	00	100
	MB-366	71	00	16	20	00	27	05	00	00	71	70	01	98.59
	MB-367	71	20	15	15	8	13	00	00	00	71	71	00	100
	MB-368	71	22	13	14	9	13	00	00	00	71	71	00	100
	MB-369	71	20	15	15	8	13	00	00	00	71	71	00	100

Class	Appeared	Absent/Reserve	Pass	Fail	Total	% Result
TY BSc	71	00	64	07	71	90.14

Topper Students					
Sr. No.	Name	CGPA	% Marks	University Rank	College Rank
1.	Ingale Krupa Nitin	9.3	86.69	--	I
2.	Ishi Bhagyashri Digambar	9.0	78.84	--	II
3.	Patel Runali Chotubhai	8.9	78.48	--	III

  
**Dr. D. R. Patil**  
 (Principal)





**Head, Department of Microbiology**

R. C. Patel Education Trust's  
**R. C. Patel Arts, Commerce & Science College, Shirpur**  
*Department of Microbiology*  
**Examination Result 2019-20**


Class: TY BSc

**Grade wise Result**

Class	Sub	Total	O	A+	A	B+	B	C	P	Absent	Result Declared	Pass	F	Percentage
TY BSc	MB-361	68	30	10	5	10	13	00	00	00	68	68	00	100
	MB-362	68	32	8	6	12	10	00	00	00	68	68	00	100
	MB-363	68	15	15	10	8	20	00	00	00	68	68	00	100
	MB-364	68	20	15	20	10	3	00	00	00	68	68	00	100
	MB-365	68	32	8	6	13	9	00	00	00	68	68	00	100
	MB-366	68	30	10	12	08	08	00	00	00	68	68	00	100
	MB-367	68	40	10	10	8	00	00	00	00	68	68	00	100
	MB-368	68	41	9	11	7	00	00	00	00	68	68	00	100
	MB-369	68	39	11	10	8	00	00	00	00	68	68	00	100

Class	Appeared	Absent/Reserve	Pass	Fail	Total	% Result
TY BSc	68	00	68	00	68	100

Topper Students					
Sr. No.	Name	CGPA	% Marks	University Rank	College Rank
1.	Sonawane Ashwini Rajendra		87.63	III	I
2.	Raheja Leena Mahesh		86.39	--	II
3.	Wagh Megha Udesb		83.34	--	III

  
**Dr. D. R. Patil**  
 (Principal)



  
 Head, Department of Microbiology



R. C. Patel Education Trust's  
**R. C. Patel Arts, Commerce & Science College, Shirpur**  
 Department of Microbiology  
**Examination Result 2020-21**


Class: TY BSc

**Grade wise Result**

Class	Sub	Total	O	A+	A	B+	B	C	P	Absent	Result Declared	Pass	F	Percentage
TY BSc	MB-601	78	39	29	9	1	00	00	00	00	78	78	00	100
	MB-602	78	43	27	8	0	00	00	00	00	78	78	00	100
	MB-603	78	73	4	1	0	00	00	00	00	78	78	00	100
	MB-604	78	51	22	4	0	00	00	00	00	78	77	01	98.71
	MB-605	78	77	1	0	0	00	00	00	00	78	78	00	100
	MB-606	78	72	7	0	0	00	00	00	00	78	78	00	100
	MB-607	78	13	56	9	0	00	00	00	00	78	78	00	100
	MB-608	78	4	26	48	0	00	00	00	00	78	78	00	100
	MB-609	78	35	40	3	0	00	00	00	00	78	78	00	100

Class	Appeared	Absent/Reserve	Pass	Fail	Total	% Result
TY BSc	78	00	77	01	78	98.71

Topper Students					
Sr. No.	Name	CGPA	% Marks	University Rank	College Rank
1.	Patil Janhavi Jagdish	9.8	89.61	I	I
2.	Sonawane Sneha Dilip	9.7	88.11	--	II
3.	Patil Jayashree Gulabrao	9.2	77.89	--	III

  
**Dr. D. R. Patil**  
 (Principal)



  
**Head, Department of Microbiology**

R. C. Patel Education Trust's  
**R. C. Patel Arts, Commerce & Science College, Shirpur**  
 Department of Microbiology  
**Examination Result 2021-22**


Class: TY BSc

**Grade wise Result**

Class	Sub	Total	O	A+	A	B+	B	C	P	Absent	Result Declared	Pass	F	Percentage
TY BSc	MB-601	97	30	20	23	13	0	2	00	00	97	88	9	100
	MB-602	97	28	22	26	10	1	1	00	00	97	88	9	100
	MB-603	97	32	18	25	11	1	1	00	00	97	88	9	100
	MB-604	97	34	16	26	10	0	2	00	00	97	88	9	100
	MB-605	97	30	22	21	13	0	2	00	00	97	88	9	100
	MB-606	97	31	21	20	14	2	0	00	00	97	88	9	100
	MB-607	97	35	15	27	09	0	2	00	00	97	88	9	100
	MB-608	97	32	20	22	16	0	2	00	00	97	88	9	100
	MB-609	97	33	21	23	15	0	2	00	00	97	88	9	100

Class	Appeared	Absent/Reserve	Pass	Fail	Total	% Result
TY BSc	97	00	88	9	97	90.72

Topper Students					
Sr. No.	Name	CGPA	% Marks	University Rank	College Rank
1.	Jagdale Payal Sunil	9.8	89.53	--	I
2.	Jaiswal Ankita Sanjula	9.6	88	--	II
3.	Rajput Vaishnavi Mansing	9.5	85.82	--	III

  
**Dr. D. R. Patil**  
 (Principal)



  
**Head, Department of Microbiology**

R. C. Patel Education Trust's  
**R. C. Patel Arts, Commerce & Science College, Shirpur**  
 Department of Microbiology  
**Examination Result 2022-23**


Class: TY BSc

**Grade wise Result**

Class	Sub	Total	O	A+	A	B+	B	C	P	Absent	Result Declared	Pass	F	Percentage
TY BSc	MB-601	56	14	8	10	8	2	5	0	00	56	47	9	83.92
	MB-602	56	15	7	11	2	5	5	5	00	56	50	6	89.28
	MB-603	56	13	9	9	6	2	4	3	00	56	46	10	82.14
	MB-604	56	4	6	12	9	7	0	8	00	56	46	10	82.14
	MB-605	56	5	11	20	5	6	2	4	00	56	53	3	94.64
	MB-606	56	9	8	10	7	9	4	6	00	56	53	3	94.64
	MB-607	56	21	19	15	0	0	0	0	00	56	55	1	98.21
	MB-608	56	21	21	13	0	0	0	0	00	56	55	1	98.21
	MB-609	56	21	18	13	0	0	0	0	00	56	55	1	98.21

Class	Appeared	Absent/Reserve	Pass	Fail	Total	% Result
TY BSc	56	3	42	11	56	75

Topper Students					
Sr. No.	Name	CGPA	% Marks	University Rank	College Rank
1.	Baviskar Chinmayi Yogesh	9.90	89.23	I	I
2.	Patil Chaitali Pralhad	9.82	87.30	--	II
3.	Patil Hetal Suresh	9.75	86.25	--	III

  
**Dr. D. R. Patil**  
 (Principal)



  
 Head, Department of Microbiology

R. C. Patel Education Trust's  
**R. C. Patel Arts, Commerce & Science College, Shirpur**  
*Department of Microbiology*  
**Examination Result 2018-19**

Class: M.Sc.


**Grade wise Result**

Class	Sub	Total	O	A+	A	B+	B	C	P	Absent	Result Declared	Pass	F	Percentage
M.Sc. II	MB-401	21	05	07	06	01	00	00	00	00	21	19	02	90.47
	MB-402	21	04	05	05	03	00	00	00	00	21	17	04	80.95
	MB-403	21	07	05	06	01	00	00	00	00	21	19	02	90.47
	MB-404	21	12	07	02	00	00	00	00	00	21	21	00	100
	MB-405	21	13	06	02	00	00	00	00	00	21	21	00	100

Class	Appeared	Absent/Reserve	Pass	Fail	Total	% Result
M.Sc.	21	00	17	04	21	80.95

**Topper Students**

Sr. No.	Name	CGPA	% Marks	University Rank	College Rank
1.	Khatik Riza Bano Mohiyoddin	9.1	83.55	I <sup>st</sup>	1
2.	Kulkarni Monika Keshav	8.6	78.20	--	2
3.	Pawar Shubham Somnath	8.4	76.45	--	3

  
**Dr. D. R. Patil**  
 (Principal)





**Head, Department of Microbiology**

R. C. Patel Education Trust's  
**R. C. Patel Arts, Commerce & Science College, Shirpur**  
*Department of Microbiology*  
**Examination Result 2019-20**


Class: M.Sc.

**Grade wise Result**

Class	Sub	Total	O	A+	A	B+	B	C	P	Absent	Result Declared	Pass	F	Percentage
M.Sc. II	MB-401	18	12	6	00	00	00	00	00	00	18	18	00	100
	MB-402	18	13	3	2	00	00	00	00	00	18	18	00	100
	MB-403	18	14	2	2	00	00	00	00	00	18	18	00	100
	MB-404	18	15	3	0	00	00	00	00	00	18	18	00	100
	MB-405	18	12	6	00	00	00	00	00	00	18	18	00	100

Class	Appeared	Absent/Reserve	Pass	Fail	Total	% Result
M.Sc.	18	00	18	00	18	100

Topper Students					
Sr. No.	Name	CGPA	% Marks	University Rank	College Rank
1.	Kapade Priyanka Rajendra	9.71	83.40	III	I
2.	Pachabhai Pratik Sanjay	9.68	83.10	--	II
3.	Gawale Darshana Rohidas	9.62	82.50	--	III

  
**Dr. D. R. Patil**  
 (Principal)



  
 Head, Department of Microbiology

R. C. Patel Education Trust's  
**R. C. Patel Arts, Commerce & Science College, Shirpur**  
*Department of Microbiology*  
**Examination Result 2020-21**


Class: M.Sc.

**Grade wise Result**

Class	Sub	Total	O	A+	A	B+	B	C	P	Absent	Result Declared	Pass	F	Percentage
M.Sc. II	MB-401	23	16	4	3	00	00	00	00	00	23	23	00	100
	MB-402	23	17	4	2	00	00	00	00	00	23	23	00	100
	MB-403	23	15	6	2	00	00	00	00	00	23	23	00	100
	MB-404	23	18	5	0	00	00	00	00	00	23	23	00	100
	MB-405	23	19	4	0	00	00	00	00	00	23	23	00	100

Class	Appeared	Absent/Reserve	Pass	Fail	Total	% Result
M.Sc.	23	00	23	00	23	100

Topper Students					
Sr. No.	Name	CGPA	% Marks	University Rank	College Rank
1.	Jadhav Manjusha Sanjay	9.2	85.55	--	1
2.	Patil Jagruti Gopal	8.9	84.20	--	2
3.	Patil Nikita Jagdish	8.6	80.45	--	3

  
**Dr. D. R. Patil**  
(Principal)





**Head, Department of  
Microbiology**

R. C. Patel Education Trust's  
**R. C. Patel Arts, Commerce & Science College, Shirpur**  
*Department of Microbiology*  
**Examination Result 2021-22**


Class: M.Sc.

**Grade wise Result**

Class	Sub	Total	O	A+	A	B+	B	C	P	Absent	Result Declared	Pass	F	Percentage
M.Sc. II	MB-401	35	22	10	3	0	0	0	0	00	35	35	0	100
	MB -402	35	21	10	2	2	0	0	0	00	35	35	0	100
	MB -403	35	19	9	6	1	0	0	0	00	35	35	0	100
	MB -404	35	21	8	4	2	0	0	0	00	35	35	0	100
	MB -405	35	20	9	5	1	0	0	0	00	35	35	0	100

Class	Appeared	Absent/Reserve	Pass	Fail	Total	% Result
M.Sc.	35	00	35	00	35	100

Topper Students					
Sr. No.	Name	CGPA	% Marks	University Rank	College Rank
1.	Sonawane Ashwini Rajendra	9.8	85.22	--	I
2.	Wagh Megha Udesb	9.65	83.60	--	II
3.	Chaudhari Tejas Babulal	9.50	80.80	--	III

  
**Dr. D. R. Patil**  
 (Principal)



  
**Head, Department of Microbiology**  
 110

R. C. Patel Education Trust's  
**R. C. Patel Arts, Commerce & Science College, Shirpur**  
 Department of Microbiology  
**Examination Result 2022-23**


Class: M.Sc.

**Grade wise Result**

Class	Sub	Total	O	A+	A	B+	B	C	P	Absent	Result Declared	Pass	F	Percentage
M.Sc. II	MB-401	34	9	10	8	3	0	01	0	00	33	31	02	93.93
	MB-402	34	5	13	5	4	4	0	0	00	33	31	02	93.93
	MB-403	34	7	14	8	2	1	0	1	00	33	33	00	100
	MB-404	34	10	19	4	00	0	0	0	00	33	33	00	100
	MB-405	34	16	16	1	0	0	0	0	00	33	33	00	100

Class	Appeared	Absent/Reserve	Pass	Fail	Total	% Result
M.Sc.	34	01	31	02	33	93.93

Topper Students					
Sr. No.	Name	CGPA	% Marks	University Rank	College Rank
1.	Patil Janhavi Jagdish	9.76	89.45	I	I
2.	Patil Jayashree Gulabrao	9.54	88.71	--	II
3.	Sonawane Sneha Dilip	9.23	87.21	--	III

  
**Dr. D. R. Patil**  
 (Principal)



  
**Head, Department of Microbiology**



R. C. Patel Education Trust's  
**R. C. Patel Arts, Commerce & Science College, Shirpur**  
 Department of Physics  
**Examination Result 2018-19**

Class: BSc Physics

**Grade wise Result**

Class	Sub	Total	O	A+	A	B+	B	C	P	Absent	Result Declared	Pass	F	Percentage
T.Y.B.Sc.	BSc - 601	29	11	08	00	06	04	00	00	00	29	29	00	100.0
	BSc - 602	29	12	07	00	07	03	00	00	00	29	29	00	100.0
	BSc - 603	29	10	08	01	05	05	00	00	00	29	29	00	100.0
	BSc - 604	29	11	05	03	05	05	00	00	00	29	29	00	100.0
	BSc - 605	29	07	09	03	08	02	00	00	00	29	29	00	100.0
	BSc - 606	29	10	07	02	07	03	00	00	00	29	29	00	100.0
	BSc - 607	29	15	03	01	04	06	00	00	00	29	29	00	100.0
	BSc - 608	29	16	02	01	07	03	00	00	00	29	29	00	100.0
	BSc - 609	29	15	03	01	08	02	00	00	00	29	29	00	100.0

Class	Appeared	Absent/Reserve	Pass	Fail	Total	% Result
TYBSc	29	00	29	00	29	100

**Topper Students**

Sr. No.	Name	CGPA	% Marks	University Rank	College Rank
1.	Pawar Namrata Sanjay	9.40	89.80	--	1 <sup>st</sup>

*Deatil*

**Dr. D. R. Patil**  
(Principal)



*Habil*  
**Head**  
 Department Of Physics  
 R.C.Patel Arts, Comm. & Sci. College  
 Shirpur, Dist. Datta 423 408

R. C. Patel Education Trust's  
**R. C. Patel Arts, Commerce & Science College, Shirpur**  
 Department of Physics  
 Examination Result 2019-20

Class: BSc Physics

**Grade wise Result**

Class	Sub	Total	O	A+	A	B+	B	C	P	Absent	Result Declared	Pass	F	Percentage
T.Y.B.Sc.	BSc-601	37	24	03	01	04	05	00	00	00	37	37	00	100.0
	BSc -602	37	25	03	00	03	05	01	00	00	37	37	00	100.0
	BSc -603	37	25	03	00	02	04	03	00	00	37	37	00	100.0
	BSc -604	37	24	02	02	04	01	04	00	00	37	37	00	100.0
	BSc -605	37	23	01	04	04	03	02	00	00	37	37	00	100.0
	BSc -606	37	24	04	00	03	03	03	00	00	37	37	00	100.0
	BSc -607	37	25	06	06	06	01	02	00	00	37	37	00	100.0
	BSc -608	37	25	06	06	07	01	01	00	00	37	37	00	100.0
	BSc -609	37	25	06	06	07	01	01	00	00	37	37	00	100.0

Class	Appeared	Absent/Reserve	Pass	Fail	Total	% Result
TYBSc	37	00	37	00	37	100

**Topper Students**

Sr. No.	Name	CGPA	% Marks	University Rank	College Rank
1.	Sayyed Aarzo Bano Sayyed Zakir	9.60	93.35	2 <sup>nd</sup>	1 <sup>st</sup>
2.	Sonawane Nisha Dhanraj	9.12	91.27	--	2 <sup>nd</sup>
3.	Bhavsar Sayali Anil	8.90	87.62	--	3 <sup>rd</sup>

*Deatil*

**Dr. D. R. Patil**  
(Principal)



*Habil*  
**Head**  
 Department Of Physics  
 R.C.Patel Arts, Comm. & Sci. College  
 Shirpur, Dist. Dahanu 425 405

R. C. Patel Education Trust's  
**R. C. Patel Arts, Commerce & Science College, Shirpur**  
 Department of Physics  
**Examination Result 2020-21**


Class: BSc Physics

**Grade wise Result**

Class	Sub	Total	O	A+	A	B+	B	C	P	Absent	Result Declared	Pass	F	Percentage
T.Y.B.Sc.	BSc-601	46	21	09	06	06	00	02	01	01	45	45	00	100.0
	BSc -602	46	37	06	01	00	01	00	00	01	45	45	00	100.0
	BSc -603	46	35	05	05	00	00	00	00	01	45	45	00	100.0
	BSc -604	46	39	05	01	00	00	00	00	01	45	45	00	100.0
	BSc -605	46	39	02	03	00	01	00	00	01	45	45	00	100.0
	BSc -606	46	29	08	03	03	01	01	00	01	45	45	00	100.0
	BSc -607	46	29	07	03	02	04	00	00	01	45	45	00	100.0
	BSc -608	46	32	06	02	00	03	02	00	01	45	45	00	100.0
	BSc -609	46	34	05	01	00	00	04	01	01	45	45	00	100.0

Class	Appeared	Absent/Reserve	Pass	Fail	Total	% Result
TYBSc	46	01	45	00	46	100

Topper Students					
Sr. No.	Name	CGPA	% Marks	University Rank	College Rank
1.	Chaudhari Neha Rajendra	9.96	94.28	2 <sup>nd</sup>	1 <sup>st</sup>
2.	Borase Umeshwari Bhausahab	9.96	93.20	--	2 <sup>nd</sup>
3.	Rajput Karina Chhatrapal	9.80	88.78	--	3 <sup>rd</sup>

  
**Dr. D. R. Patil**  
 (Principal)



  
**Head**  
 Department Of Physics  
 R.C.Patel Arts, Com. & Sci. College  
 Shirpur, Dist. Dhule 423 433

R. C. Patel Education Trust's  
**R. C. Patel Arts, Commerce & Science College, Shirpur**  
 Department of Physics  
**Examination Result 2021-22**

Class: BSc Physics


**Grade wise Result**

Class	Sub	Total	O	A+	A	B+	B	C	P	Absent	Result Declared	Pass	F	Percentage
T.Y.B.Sc.	BSc-601	24	10	10	04	00	00	00	00	00	24	24	00	100.0
	BSc -602	24	03	14	06	00	00	00	00	00	24	23	01	95.68
	BSc -603	24	16	06	02	00	00	00	00	00	24	24	00	100.0
	BSc -604	24	17	06	01	00	00	00	00	00	24	24	00	100.0
	BSc -605	24	14	08	01	01	00	00	00	00	24	24	00	100.0
	BSc -606	24	02	07	11	04	00	00	00	00	24	24	00	100.0
	BSc -607	24	17	04	03	00	00	00	00	00	24	24	00	100.0
	BSc -608	24	18	04	02	00	00	00	00	00	24	24	00	100.0
	BSc -609	24	17	03	04	00	00	00	00	00	24	24	00	100.0

Class	Appeared	Absent/Reserve	Pass	Fail	Total	% Result
TYBSc	24	00	23	01	24	95.68

**Topper Students**

Sr. No.	Name	CGPA	% Marks	University Rank	College Rank
1.	Tele Asmita Arun	9.5	92.79	--	1 <sup>st</sup>
2.	Rajput Jyoti Kevalsing	9.45	88.35	--	2 <sup>nd</sup>
3.	Patil Pratik Atul	9.45	86.61	--	3 <sup>rd</sup>

  
**Dr. D. R. Patil**  
 (Principal)



  
**Head**  
 Department Of Physics  
 R.C. Patel Arts, Comm. & Sci. College  
 Shirpur, Dist. Dhule 425 435

R. C. Patel Education Trust's  
**R. C. Patel Arts, Commerce & Science College, Shirpur**  
 Department of Physics  
 Examination Result 2022-23

Class: BSc Physics


**Grade wise Result**

Class	Sub	Total	O	A+	A	B+	B	C	P	Absent	Result Declared	Pass	F	Percentage
T.Y.B.Sc.	BSc-601	08	04	00	02	01	00	01	00	00	08	08	00	100.00
	BSc -602	08	04	01	01	01	00	00	00	01	07	07	01	87.50
	BSc -603	08	04	00	01	00	00	02	00	02	06	06	02	75.00
	BSc -604	08	04	01	03	00	00	00	00	00	08	08	00	100.00
	BSc -605	08	04	02	02	00	00	00	00	00	08	08	00	100.00
	BSc -606	08	04	01	03	00	00	00	00	00	08	08	00	100.00
	BSc -607	08	04	02	02	00	00	00	00	00	08	08	00	100.00
	BSc -608	08	04	02	02	00	00	00	00	00	08	08	00	100.00
	BSc -609	08	04	01	03	00	00	00	00	00	08	08	00	100.00

Class	Appeared	Absent/Reserve	Pass	Fail	Total	% Result
TYBSc	08	00	07	01	08	75.00

**Topper Students**

Sr. No.	Name	CGPA	% Marks	University Rank	College Rank
1.	Shaikh Asmakaosar Kalimoddin	9.96	90.86	3 <sup>rd</sup>	1 <sup>st</sup>
2.	Teli Mariyam Shaikh Ayyub	9.92	89.83	--	2 <sup>nd</sup>
3.	Marathe Maheshwari Rajendra	9.81	88.97	--	3 <sup>rd</sup>

  
**Dr. D. R. Patil**  
 (Principal)



  
**Head**  
 Department Of Physics  
 R.C.Patel Arts, Com. & Sci. College  
 Shirpur, Dist. Dhule 423 401

R. C. Patel Education Trust's  
**R. C. Patel Arts, Commerce & Science College, Shirpur**  
 Department of Physics  
**Examination Result 2018-19**

Class: MSc Physics


**Grade wise Result**

Class	Sub	Total	O	A+	A	B+	B	C	P	Absent	Result Declared	Pass	F	Percentage
M.Sc.	MSc-601	31	18	05	00	06	02	00	00	00	31	31	00	100.0
	MSc -602	31	16	05	02	05	02	00	00	00	30	30	01	96.77
	MSc -603	31	17	04	02	07	01	00	00	00	31	31	00	100.0
	MSc -604	31	15	07	01	06	02	00	00	00	31	31	00	100.0
	MSc -605	31	20	03	00	06	02	00	00	00	31	31	00	100.0

Class	Appeared	Absent/Reserve	Pass	Fail	Total	% Result
MSc	31	00	30	01	31	96.77

**Topper Students**

Sr. No.	Name	CGPA	% Marks	University Rank	College Rank
1.	Mankani Mona Mukesh	10.00	96.57	1 <sup>st</sup> (Gold Medal)	1 <sup>st</sup>
2.	Kasar Vrushali Bhanudas	9.80	93.21	2 <sup>nd</sup>	2 <sup>nd</sup>
3.	Shaikh Nida Raees	9.46	87.43	--	3 <sup>rd</sup>

  
**Dr. D. R. Patil**  
 (Principal)



  
**Head**  
 Department Of Physics  
 R.C.Patel Arts, Comm. & Sci. College  
 Shirpur, Dist. Dhule 425 425

R. C. Patel Education Trust's  
**R. C. Patel Arts, Commerce & Science College, Shirpur**  
*Department of Physics*  
**Examination Result 2019-20**

Class: MSc Physics

**Grade wise Result**

Class	Sub	Total	O	A+	A	B+	B	C	P	Absent	Result Declared	Pass	F	Percentage
<b>M.Sc.</b>	MSc-601	25	16	05	00	02	02	00	00	00	25	25	00	100.00
	MSc -602	25	12	07	02	04	00	00	00	00	25	25	00	100.00
	MSc -603	25	14	05	02	03	01	00	00	00	25	25	00	100.00
	MSc -604	25	17	01	03	04	01	00	00	00	25	25	00	100.00
	MSc -605	25	19	01	01	05	00	00	00	00	25	25	00	100.00

Class	Appeared	Absent/Reserve	Pass	Fail	Total	% Result
MSc	25	00	25	00	25	100.00

**Topper Students**

Sr. No.	Name	CGPA	% Marks	University Rank	College Rank
1.	Upadhyay Shweta Rameshwar	9.5	90.83	3 <sup>rd</sup>	1 <sup>st</sup>
2.	Patil Milind	8.8	83.51	--	2 <sup>nd</sup>
3.	Kadam Divyabharati B	8.6	80.5	--	3 <sup>rd</sup>

*Dr. D. R. Patil*

**Dr. D. R. Patil**  
(Principal)



*Head*  
**Head**  
**Department Of Physics**  
**R.C.Patel Arts, Comm. & Sci. College**  
**Shirpur, Dist. Dhule 425 435**

R. C. Patel Education Trust's  
**R. C. Patel Arts, Commerce & Science College, Shirpur**  
*Department of Physics*  
**Examination Result 2020-21**

Class: MSc Physics

**Grade wise Result**

Class	Sub	Total	O	A+	A	B+	B	C	P	Absent	Result Declared	Pass	F	Percentage
<b>M.Sc.</b>	MSc-601	23	23	00	00	00	00	00	00	00	23	23	00	100.0
	MSc -602	23	23	00	00	00	00	00	00	00	23	23	00	100.0
	MSc -603	23	23	00	00	00	00	00	00	00	23	23	00	100.0
	MSc -604	23	23	00	00	00	00	00	00	00	23	23	00	100.0
	MSc -605	23	23	00	00	00	00	00	00	00	23	23	00	100.0

Class	Appeared	Absent/Reserve	Pass	Fail	Total	% Result
MSc	23	00	23	00	23	100.0

**Topper Students**

Sr. No.	Name	CGPA	% Marks	University Rank	College Rank
1.	Sonawane Priyanka Bhikaji	10.00	98.65	1 <sup>st</sup> (Gold Medal)	1 <sup>st</sup>
2.	Sonar Lokesh Dagadu	10.00	96.20	2 <sup>nd</sup>	2 <sup>nd</sup>
3.	Pardeshi Bhagyashri Bhagwan	10.00	96.10	3 <sup>rd</sup>	3 <sup>rd</sup>



**Dr. D. R. Patil**  
(Principal)



  
**Head**  
**Department Of Physics**  
**R.C. Patel Arts, Com. & Sci. College**  
**Shirpur, Dist. Dhule 425 435**



R. C. Patel Education Trust's  
**R. C. Patel Arts, Commerce & Science College, Shirpur**  
 Department of Physics  
**Examination Result 2021-22**

Class: MSc Physics

**Grade wise Result**

Class	Sub	Total	O	A+	A	B+	B	C	P	Absent	Result Declared	Pass	F	Percentage
<b>M.Sc.</b>	MSc-601	31	06	14	07	01	01	01	01	00	31	31	00	100.0
	MSc -602	31	16	10	05	00	00	00	00	00	31	31	00	100.0
	MSc -603	31	19	07	04	01	00	00	00	00	31	31	00	100.0
	MSc -604	31	25	03	03	00	00	00	00	00	31	31	00	100.0
	MSc -605	31	23	07	01	00	00	00	00	00	31	31	00	100.0

Class	Appeared	Absent/Reserve	Pass	Fail	Total	% Result
MSc	31	00	31	00	31	100.0

**Topper Students**

Sr. No.	Name	CGPA	% Marks	University Rank	College Rank
1.	Sayyed Aarzoo Bano Sayyed Zakir	10.00	98.25	1 <sup>st</sup> (Gold Medal)	1 <sup>st</sup>
2.	Bhadane Bhumika Bhika	10.00	95.30	2 <sup>nd</sup>	2 <sup>nd</sup>
3.	Bhavsar Sayali Anil	10.00	95.20	3 <sup>rd</sup>	3 <sup>rd</sup>

*Dr. D. R. Patil*

**Dr. D. R. Patil**  
(Principal)



*Head*  
**Head**  
 Department Of Physics  
 R.C.Patel Arts, Coman. & Sci. College  
 Shirpur, Dist. Dhule 425 435

R. C. Patel Education Trust's  
**R. C. Patel Arts, Commerce & Science College, Shirpur**  
 Department of Physics  
**Examination Result 2022-23**

Class: MSc Physics


**Grade wise Result**

Class	Sub	Total	O	A+	A	B+	B	C	P	Absent	Result Declared	Pass	F	Percentage
<b>M.Sc.</b>	MSc-601	28	05	07	04	05	01	00	00	00	22	22	06	78.57
	MSc -602	28	11	07	03	02	00	00	00	00	23	23	05	82.14
	MSc -603	28	05	05	09	03	00	00	00	00	22	22	06	78.57
	MSc -604	28	16	06	05	00	00	00	00	00	27	27	01	96.42
	MSc -605	28	17	05	03	04	00	00	00	00	27	27	01	96.42

Class	Appeared	Absent/Reserve	Pass	Fail	Total	% Result
MSc	28	00	22	06	28	78.57

**Topper Students**

Sr. No.	Name	CGPA	% Marks	University Rank	College Rank
1.	Marathe Bhagyashree Sakharam	10.00	93.70	1 <sup>st</sup> (Gold Medal)	1 <sup>st</sup>
2.	Badgujar Manjusha Sunil	10.00	93.05	2 <sup>nd</sup>	2 <sup>nd</sup>
3.	Jaware Goral Yogesh	9.80	89.70	3 <sup>rd</sup>	3 <sup>rd</sup>

  
**Dr. D. R. Patil**  
 (Principal)



  
**Head**  
 Department Of Physics  
 R.C.Patel Arts, Comm. & Sci. College  
 Shirpur, Dist. Dhule 425 405

R. C. Patel Education Trust's  
**R. C. Patel Arts, Commerce & Science College, Shirpur**  
 Department of Zoology  
**Examination Result 2018-19**


Class: T.Y.B.Sc

**Grade wise Result**


Class	Sub	Total	O	A+	A	B+	B	C	P	Absent	Result Declared	Pass	F	Percentage
<b>T.Y.B.Sc Sem.VI</b>	Zoo-361	16	05	06	04	01		00	16	0	16	16	00	100%
	Zoo-362	16	04	04	06	01	01	00	16	0	16	16	00	100%
	Zoo-363	16	05	04	05	01	01	00	16	0	16	16	00	100%
	Zoo-364	16	04	05	04	02	01	00	16	0	16	16	00	100%
	Zoo-365	16	06	04	03	02	01	00	16	0	16	16	00	100%
	Zoo-366	16	03	04	07	01	01	00	16	0	16	16	00	100%
	Zoo-367	16	09	07	0	0	0	00	16	0	16	16	00	100%
	Zoo-368	16	10	06	0	0	0	00	16	0	16	16	00	100%
	Zoo-369	16	11	05	0	0	0	00	16	0	16	16	00	100%

Class	Appeared	Absent/Reserve	Pass	Fail	Total	% Result
T.Y.B.Sc	16	00	16	00	16	100

<b>Topper Students</b>					
Sr. No.	Name	CGPA	% Marks	University Rank	College Rank
1.	Wagh Archana Manohar	91.53	96	-	1 <sup>st</sup>
2.	Khairnar Renuka Rajendra	86.33	93	-	2 <sup>nd</sup>
3.	Mansuri Muskan Mehmud	78.47	91	--	3 <sup>rd</sup>

  
**Head**  
 Department of Zoology  
 R. C. Patel Arts, Com. & Sci. College,  
 Shirpur, Dist. Dhule

Head, Department of Zoology

  
**Dr. D. R. Patil**  
 (Principal)



R. C. Patel Education Trust's  
**R. C. Patel Arts, Commerce & Science College, Shirpur**  
 Department of Zoology  
 Examination Result 2019-20

Class: T.Y.B.Sc

**Grade wise Result**


Class	Sub	Total	O	A+	A	B+	P	Absent	Result Declared	Pass	F	Percentage
<b>T.Y.B.Sc Sem VI</b>	Zoo-361	04	01	02	01		04	0	04	04	00	100%
	Zoo-362	04	01	01	01	01	04	0	04	04	00	100%
	Zoo-363	04	01	02	01		04	0	04	04	00	100%
	Zoo-364	04	01	01	02	01	04	0	04	04	00	100%
	Zoo-365	04	01	01	02	01	04	0	04	04	00	100%
	Zoo-366	04	01	02	01	0	04	0	04	04	00	100%
	Zoo-367	04	01	03	0	0	04	0	04	04	00	100%
	Zoo-368	04	03	01	0	0	04	0	04	04	00	100%
	Zoo-369	04	02	02	0	0	04	0	04	04	00	100%

Class	Appeared	Absent/Reserve	Pass	Fail	Total	% Result
T.Y.B.Sc	04	00	04	00	04	100

<b>Topper Students</b>					
Sr. No.	Name	CGPA	% Marks	University Rank	College Rank
1.	Mahajan Kalyani Arun	5.84	83%	---	1 <sup>st</sup>
2.	Wadile Sharlita Sharadchandra	5.00	79%	---	2 <sup>nd</sup>
3.	Sonawane Shital Naval	4.07	75%	--	3 <sup>rd</sup>

  
**Head**  
 Department of Zoology  
 R. C. Patel Arts, Com. & Sci. College  
 Shirpur, Dist. Dhule

**Head, Department of Zoology**

  
**Dr. D. R. Patil**  
 (Principal)



R. C. Patel Education Trust's  
**R. C. Patel Arts, Commerce & Science College, Shirpur**  
 Department of Zoology  
**Examination Result 2020-21**

Class: T.Y.B.Sc

**Grade wise Result**


Class	Sub	Total	O	A+	A	B+	B	P	Absent	Result Declared	Pass	F	Percentage
<b>T.Y.B.Sc SemVI</b>	Zoo-601	06	02	00	01	01	01	06	0	05	05	01	80.33%
	Zoo-602	06	00	02	01	01	01	06	0	05	05	01	80.33%
	Zoo-603	06	01	01	02	01		06	0	05	05	01	80.33%
	Zoo-604	06	00	02	01	01	01	06	0	05	05	01	80.33%
	Zoo-605	06	00	01	02	01	01	06	0	05	05	01	80.33%
	Zoo-606	06	00	02	01	01	01	06	0	05	05	01	80.33%
	Zoo-607	06	03	02	0	0	0	06	0	05	05	01	80.33%
	Zoo-608	06	03	02	0	0	0	06	0	05	05	01	80.33%
	Zoo-609	06	03	02	0	0	0	06	0	05	05	01	80.33%

Class	Appeared	Absent/Reserve	Pass	Fail	Total	% Result
T.Y.B.Sc	06		05	01	06	80.33%

<b>Topper Students</b>					
Sr. No.	Name	CGPA	% Marks	University Rank	College Rank
1.	Jamadar Nilam Shivaji	6.68	78.80%	---	1 <sup>st</sup>
2.	More Mayuri Bhikanrao	8.63	74.25%	---	2 <sup>nd</sup>
3.	Banjara Kajal Premsing	8.01	70.01%	---	3 <sup>rd</sup>

  
**Head**  
 Department of Zoology  
 R. C. Patel Arts, Com. & Sci. College  
 Shirpur, Dist. Dhule

**Head, Department of Zoology**

  
**Dr. D. R. Patil**  
 (Principal)



R. C. Patel Education Trust's  
**R. C. Patel Arts, Commerce & Science College, Shirpur**  
 Department of Zoology  
**Examination Result 2021-22**


Class: T.Y.B.Sc

**Grade wise Result**

Class	Sub	Total	O	A+	A	B+	B	P	Absent	Result Declared	Pass	F	Percentage
T.Y.B.Sc SemVI	Zoo-601	04	01	01	01	01	0	04	0	04	04	00	100%
	Zoo-602	04	02	00	01	01	0	04	0	04	04	00	100%
	Zoo-603	04	01	02	00	01	0	04	0	04	04	00	100%
	Zoo-604	04	02	00	01	01	0	04	0	04	04	00	100%
	Zoo-605	04	01	02	00	00	01	04	0	04	04	00	100%
	Zoo-606	04	00	01	01	01	0	04	0	04	03	01	75%
	Zoo-607	04	03	01	0	0	0	04	0	04	04	00	100%
	Zoo-608	04	03	01	0	0	0	04	0	04	04	00	100%
	Zoo-609	04	03	01	0	0	0	04	0	04	04	00	100%

Class	Appeared	Absent/Reserve	Pass	Fail	Total	% Result
T.Y.B.Sc	04	00	03	01	04	75%
Topper Students						
Sr. No.	Name	CGPA	% Marks	University Rank	College Rank	
1.	Shaikh Almas Farooque	9.05	87.30%	---	1 <sup>st</sup>	
2.	Gavali Darshana Ramesh	9.01	79.59%	---	2 <sup>nd</sup>	
3.	Kapure Darshan Santosh	8.94	76.83%	---	3 <sup>rd</sup>	

  
 Head  
 Department of Zoology  
 R. C. Patel Arts, Com. & Sci. Collge,  
 Shirpur, Dist. Dhule

  
**Dr. D. R. Patil**  
 (Principal)



**Head, Department of Zoology**

R. C. Patel Education Trust's  
**R. C. Patel Arts, Commerce & Science College, Shirpur**  
 Department of Zoology  
**Examination Result 2022-23**


Class: T.Y.B.Sc

**Grade wise Result**

Class	Sub	Total	O	A+	A	B+	B	P	Absent	Result Declared	Pass	F	Percentage
<b>T.Y.B.Sc SemVI</b>	Zoo-601	06	01	01	02	0	01	06	01	06	05	01	83.33%
	Zoo-602	06	01	01	03	0	01	06	01	06	06	00	100%
	Zoo-603	06	02	02	01	0	01	06	01	06	06	00	100%
	Zoo-604	06	01	02	01	01	01	06	01	06	05	01	83.33%
	Zoo-605	06	01	02	01	01	01	06	01	06	06	00	100%
	Zoo-606	06	02	02	01	0	0	06	01	06	06	00	100%
	Zoo-607	06	06	0	0	0	0	06	01	06	06	00	100%
	Zoo-608	06	06	0	0	0	0	06	01	06	06	00	100%
	Zoo-609	06	06	0	0	0	0	06	01	06	06	00	100%

Class	Appeared	Absent/Reserve	Pass	Fail	Total	% Result
T.Y.B.Sc	06	00	04	02	06	66.66%

<b>Topper Students</b>					
Sr. No.	Name	CGPA	% Marks	University Rank	College Rank
1.	Chainani Roshani Ganeshkumar	9.95	85.98%	---	I
2.	Jagdeo Sonali Ananda	9.40	81.70%	--	II
3.	Rajput Nikita Vishwas	8.92	75.68%	--	III

  
**Dr. D. R. Patil**  
 (Principal)



  
**Head, Department of Zoology**  
 Department of Zoology  
 R. C. Patel Arts, Com. & Sci. College,  
 Shirpur, Dist. Dhule

R. C. Patel Education Trust's  
**R. C. Patel Arts, Commerce & Science College, Shirpur**  
 Department of Zoology  
**Examination Result 2021-22**

Class: M.Sc II


**Grade wise Result**

Class	Sub	Total	O	A+	P	Absent	Result Declared	Pass	F	Percentage
<b>M.Sc. Sem. IV</b>	Zoo-401	13	09	04	13	00	13	13	00	100%
	Zoo-401 AC	13	09	04	13	00	13	13	00	100%
	Zoo-402	13	09	04	13	00	13	13	00	100%
	Zoo-403	13	09	04	13	00	13	13	00	100%
	Zoo-404	13	09	04	13	00	13	13	00	100%
	Zoo-405 Project	13	13	00	13	00	13	13	00	100%

Class	Appeared	Absent/Reserve	Pass	Fail	Total	% Result
M.Sc	13	00	13	00	13	100%

**Topper Students**

Sr. No.	Name	CGPA	% Marks	University Rank	College Rank
1.	Mahajan Kalyani Arun	10	94.70%	III	I
2.	Wadile Sharlita Sharad	9.90	92.10%	--	II
3.	Mali Mansi Subhash	9.85	90.00%	--	III

  
**Dr. D. R. Patil**  
 (Principal)



  
**Head**  
 Department of Zoology  
 R. C. Patel Arts, Com. & Sci. College  
 Shirpur, Dist. Dhule

**Head, Department of Zoology**



R. C. Patel Education Trust's  
**R. C. Patel Arts, Commerce & Science College, Shirpur**  
 Department of Zoology  
**Examination Result 2022-23**


Class: M.Sc II

**Grade wise Result**


Class	Sub	Total	O	A+	A	B+	B	C	P	Absent	Result Declared	Pass	F	Percentage
<b>M.Sc. Sem.IV</b>	Zoo-401	14	02	08	02	0	01	01	14	00	14	11	03	78.57%
	Zoo-401 AC	14	02	08	01	03	0	0	14	00	14	13	00	100%
	Zoo-402	14	03	05	02	04	0	0	14	00	14	11	03	78.57%
	Zoo-403	14	02	04	04	04	0	0	14	00	14	14	00	100%
	Zoo-404 Project	14	03	04	03	04	0	0	14	00	14	14	00	100%
	Zoo-405	14	12	02	00	00	0	0	14	00	14	10	04	71.42%

Class	Appeared	Absent/Reserve	Pass	Fail	Total	% Result
M.Sc	14	00	09	05	14	64.28%

<b>Topper Students</b>					
Sr. No.	Name	CGPA	% Marks	University Rank	College Rank
1.	Gavit Dipali Vasant	9.8	82.3%	--	I
2.	Jamadar Nilam Shivaji	9.45	81.50%	--	II
3.	Vasave Yahoshva Subhash	9.30	81.10%	--	III

  
**Dr. D. R. Patil**  
 (Principal)



  
**Head**  
 Department of Zoology  
 R. C. Patel Arts, Com. & Sci. College,  
 Shirpur, Dist. Dhule

**Head, Department of Zoology**  
 134